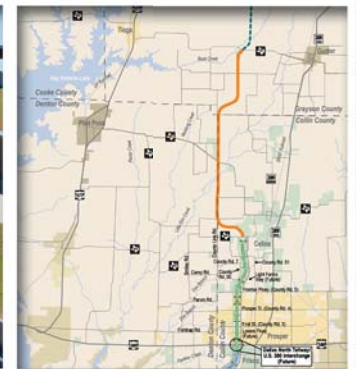




February 2013

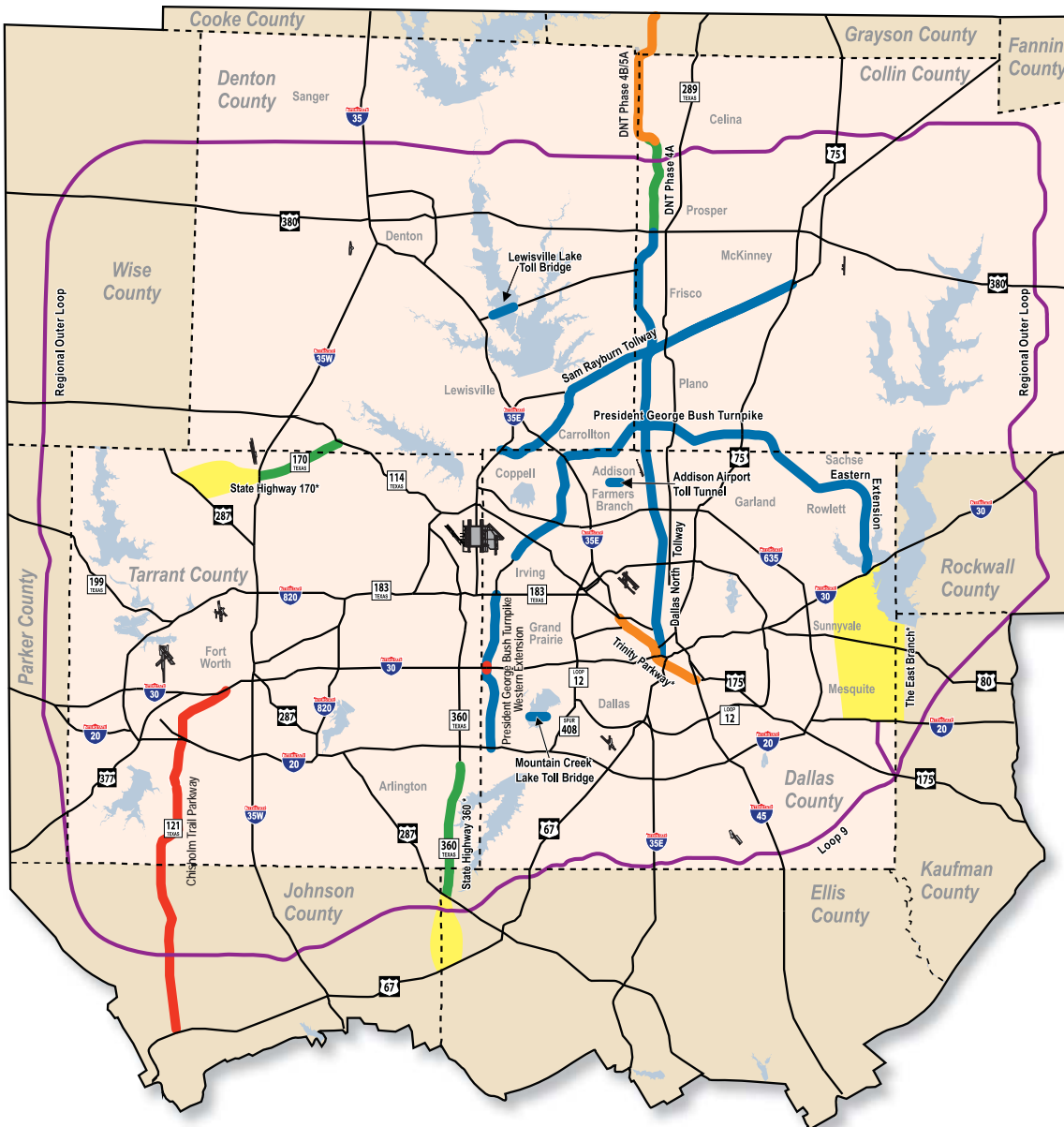


Monthly Project Delivery Report





Facility Map of the North Texas Region



LEGEND

- Existing
- Under Construction
- In Development
- Corridor Study
- Study Area
- Regional Outer Loop
- County Line
- Airports

TOLL FACILITIES

- President George Bush Turnpike
- Dallas North Tollway
- Sam Rayburn Tollway
- Addison Airport Toll Tunnel
- Lewisville Lake Toll Bridge
- Mountain Creek Lake Toll Bridge

*Projects subject to primacy requirements pursuant to Senate Bill 19, passed by the 82nd Texas Legislature.

Table of Contents



Facility Map of the North Texas Region	Inside front cover
Monthly Project Delivery Report Overview	1
NTTA System Overview	2
Project Delivery Report Major Updates and Looking Back/Ahead	3 - 4
Corridor and Capital Improvement Program Information	5 - 23
Corridor Progress Reports:	
Capital Improvement Program:	
All-Electronic Toll Collection Conversion	5 - 6
NTTA System Construction Projects:	
President George Bush Turnpike Eastern Extension	7 - 8
Sam Rayburn Tollway	9 - 10
Special System Construction Projects:	
President George Bush Turnpike Western Extension	11 - 12
Chisholm Trail Parkway	13 - 14
Corridors Under Study:	
Dallas North Tollway, Phases 4 and 5	15 - 16
State Highway 170	17 - 18
State Highway 360	19 - 20
Trinity Parkway	21 - 22
State Highway 190/East Branch	23
Construction Letting Schedule	24
NTTA Program Summary	25
Monthly Corridor and Capital Improvement Program Status	26 - 48
Capital Improvement Program:	
All-Electronic Toll Collection Conversion	26 - 27
Corridors:	
President George Bush Turnpike Eastern Extension	28 - 29
Sam Rayburn Tollway	30 - 31
DNT 4th Lane	32
DNT/PGBT Interchange & Ramp Modifications	33
PGBT Widening between I-35E & SH 78	34
President George Bush Turnpike Western Extension	35 - 36
Chisholm Trail Parkway	37 - 38
Dallas North Tollway Phase 4A	39
Dallas North Tollway Phase 4B/5A	40
State Highway 170	41
State Highway 360	42
Trinity Parkway	43
NTTA Mission	44
Capital Improvement Program	45 - 46
Quick Fact Sheet	47 - 48

Please visit the NTTA website at www.ntta.org for any additional updates or changes to this report.
Corridor information in this report represents January 2013. Budget information is as of December 31, 2012.



Monthly Project Delivery Report Overview

The Monthly Project Delivery Report (MPDR) is designed to provide a broad snapshot of the North Texas Tollway Authority's (NTTA) construction, finance and operations efforts. As a vehicle for communications and public outreach, the MPDR should be considered as a resource for general information regarding a large number of major projects.

This report features progress reports for major capital projects and seven corridors, which are in various stages of construction, design and planning. It also provides a more detailed financial overview of each project and monthly updates of NTTA contracting and environmental planning efforts. The MPDR is available online at <https://www.ntta.org/newsresources/reports/Pages/Monthly-Project-Delivery-Reports.aspx>.

Every attempt is made to present the most accurate and up-to-date information available. However, the projects are evolving constantly, and information presented is current for the period noted in the table of contents. Contact the NTTA if specific information is desired.

Visit the NTTA website at www.ntta.org or call 214-461-2000 for additional information about the NTTA. For Customer Service, please call 972-818-NTTA (6882).

The information included in this report is not intended to present a comprehensive analysis of the NTTA and its operations. It should not be used as a basis for making a financial decision with regard to the NTTA or any of its securities or other obligations. Statements contained in this report regarding expectations and future events are forward-looking statements subject to uncertainties and risk. For more complete information on the NTTA and its obligations, please refer to the NTTA's Annual Financial Report and the annual and material event disclosures filed by the NTTA with the nationally recognized municipal securities information repositories, the Municipal Securities Rulemaking Board and the State Information Depository, pursuant to Rule 15c2-12 of the Securities and Exchange Commission. The information in this report and each of the documents referred to speaks only as of its date. Copies of the documents referred to above or elsewhere in this report may be obtained from Janice Davis, Interim Chief Financial Officer and Assistant Executive Director of Strategic and Innovative Solutions, P.O. Box 260729, Plano, Texas 75026.



NTTA Overview



The North Texas Tollway Authority (NTTA) is a crucial part of the transportation system in North Texas.

The NTTA, a political subdivision of the state of Texas, is authorized to acquire, construct, maintain, repair and operate turnpike projects in the North Texas region. The nine-member governing board is comprised of Chairman Kenneth Barr; Vice Chairman Bill Moore; and Directors David R. Denison, William Elliot, Matrice Ellis-Kirk, Mojoy Haddad, Michael R. Nowels, George "Tex" Quesada, and Jane Willard.

The Authority receives no direct tax funding and raises capital for construction projects through the issuance of turnpike revenue bonds. Tolls are collected to repay debt and to operate and maintain the roadways.

The NTTA's mission is to provide a safe and reliable toll road system, increase value and mobility options for our customers, operate the Authority in a businesslike manner, protect our bondholders, and partner to meet our region's growing need for transportation infrastructure.

The NTTA System is comprised of the Dallas North Tollway (DNT); the President George Bush Turnpike (PGBT); the Lewisville Lake Toll Bridge

(LLTB); the Addison Airport Toll Tunnel (AATT); the Mountain Creek Lake Toll Bridge (MCLB); and the Sam Rayburn Tollway (SRT).

The NTTA's Special Projects System is comprised of Chisholm Trail Parkway (CTP) and the PGBT Western Extension.

The NTTA's widespread impact is noticeable on windshields across the region. To date, the Authority has issued more than active 2,594,331 TollTags on 1,368,722 separate accounts.

The NTTA, the Texas Department of Transportation (TxDOT) and other regional partners are working together on critical regional toll projects that are in various stages of development. These joint efforts include SH 170, SH 360, SH 190/East Branch and Trinity Parkway.





Project Delivery Major Updates

Electronic Toll Collection

Page 5

Work continues to progress on the PGBT all-electronic toll collection ramp modifications project. Toll booth removal, removal and reconstruction of ramp lane concrete pavement and striping are among the tasks being performed.

PGBT Western Extension

Page 11

Work continues to complete the SH 161 frontage roads at the Union Pacific Railroad crossing in Grand Prairie.

Chisholm Trail Parkway

Page 13

In Fort Worth, the new eastbound, I-30 frontage road opened to traffic in January. The new bridge, located just south of I-30, connects Forest Park Boulevard to Summit Avenue.

Pavement for the main lanes between Old Granbury Road and McPherson Boulevard in Fort Worth is complete and crews are focused on concrete paving between Summer Creek and Risinger roads.

Bridge beam work continues in Johnson County. With the bridges at County Roads 920 and 1015 nearing completion, substructure work continues



Southbound exit ramp from PGBT to Belt Line Road after concrete replacement for the All-ETC ramp modifications project.

for the 17 additional bridges in the southernmost area of the project. Concurrently, utility crews are working to make sure that local resident and business services such as gas, water, electricity and cable, are minimally impacted during construction. As these foundational bridge activities are

Looking north at Western Extension/I-30 interchange.



Project Delivery Major Updates



completed, connecting these structures to approach roadways will be the next stage in the construction process.

Over the last 30 days, crews began placing bridge beams for the CTP main lane bridges over the Trinity River north of Arborlawn Drive. Further south, concrete beam placement continues at the Sycamore School Road bridge.



CTP retaining wall construction near Oakmont Boulevard in Fort Worth.



Crews erecting concrete beams for southbound CTP main lanes over the rail yard in Fort Worth.

Over the next 30 days, work on the Oakmont Boulevard bridge will continue. Once this bridge is open, construction on the bridge over Dutch Branch Road will get underway.

In Johnson County, pavement work is anticipated to begin in spring 2013.

Crews place bridge beams at County Road 1015 in Johnson County.



ELECTRONIC TOLL COLLECTION Progress Report

North Texas Tollway Authority (NTTA)

February 2013

The NTTA has converted all of its existing toll roads, bridges and tunnels to all-electronic toll collection (all-ETC), also known as cashless toll collection. The conversion to cashless tolling provides customers with improved traffic flow and air quality, reduced travel time and enhanced safety. Conversions to all-electronic technology were completed on all existing NTTA roadways in December 2010. Supplemental construction work was required on existing toll roads as part of the conversion, including installation of new toll gantries and removal of toll structures. As of the end of 2011, all supplemental corridor construction was complete with the exception of portions of the President George Bush Turnpike, which began in September 2012. The NTTA is currently constructing Chisholm Trail Parkway to feature cashless tolling.

- New invoice and toll collection processes were implemented in September 2009.
- Lane reconfigurations and barricade placement were completed on the PGBT main lanes and ramps in November 2009.
- Construction on the AATT, DNT and MCLB is complete.
- In December 2011, the NTTA finished permanent construction associated with the DNT's conversion to cashless tolling.
- In July 2012, the NTTA Board authorized NTTA staff to finalize the lowest bidder's contract for all-ETC reconstruction efforts and notice to proceed was received in September 2012.

Corridor Details

- All-ETC allocation within the Capital Improvement Program: \$92.6 million
- PGBT all-ETC conversion: Completed July 2009
- All-ETC conversion for DNT, MCLB and AATT: Completed December 2010
- PGBT all-ETC final phase of construction estimated completion: Fourth quarter 2013

Milestones

- The NTTA Board of Directors approved the conversion of the existing system to all-ETC in August 2007.
- Design contracts for the DNT conversion from the south end to the SRT were approved by the Board in October 2007. The Board approved engineering and design contracts for the PGBT in June 2008. A design contract for the DNT from the SRT to U.S. 380 was approved by the Board in November 2008.
- In April 2009, an all-ETC project web page was launched and three public meetings were conducted along the PGBT corridor to provide answers about the all-ETC conversion and inform the public of the conversion schedule.
- On July 1, 2009, the PGBT was successfully converted to an all-ETC facility, making it the first major toll corridor in the United States to be converted from cash toll collection to all-ETC.

Corridor Updates

- Work continues on ramp modification activities including toll booth removal and removal and reconstruction of concrete pavement on various ramps along the PGBT project area.
- This project will be ongoing through the fourth quarter of 2013.

Next Steps

- The NTTA will continue revenue assurance initiatives.

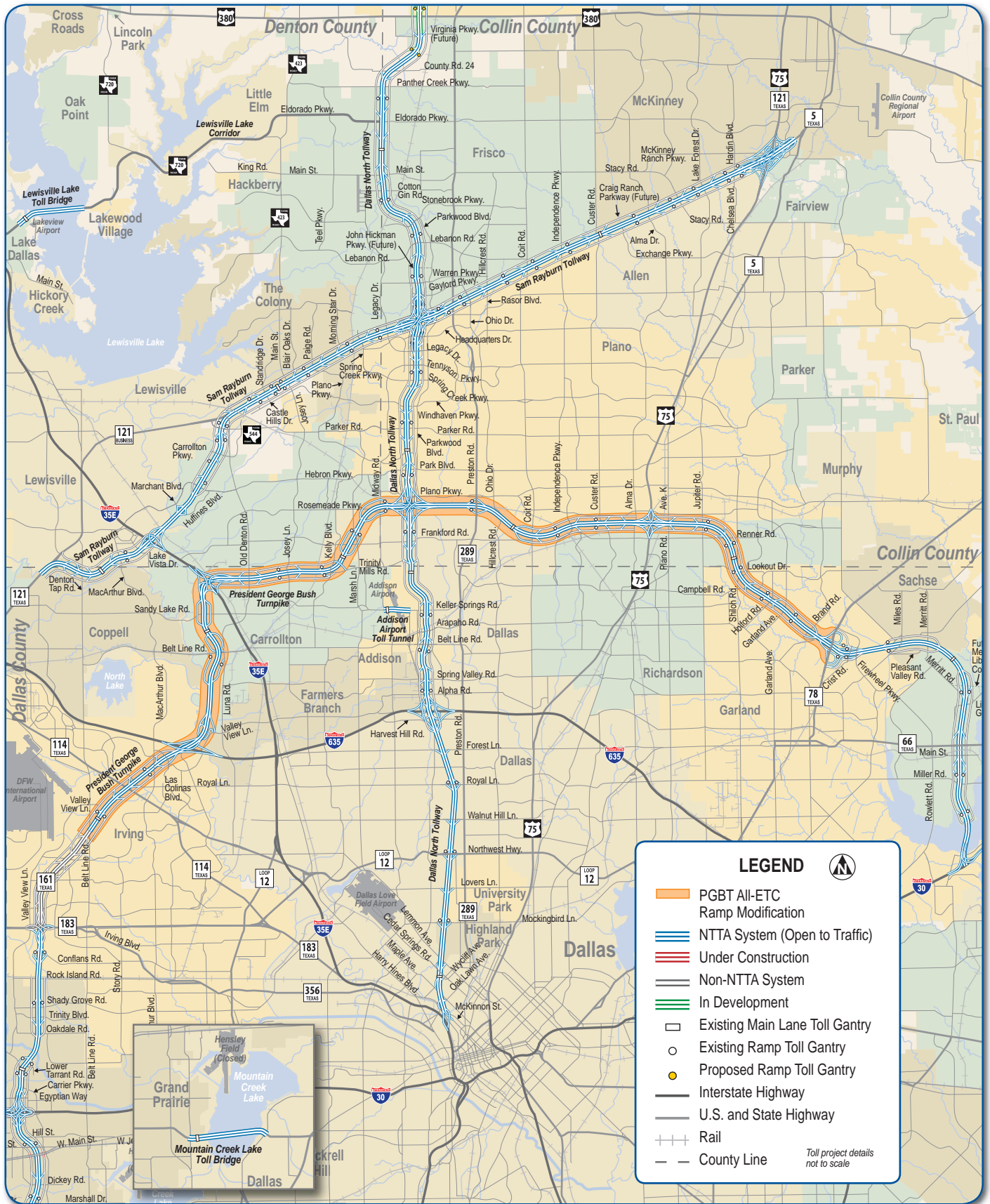
Project Manager

Basel Musa
5900 W. Plano Parkway, Suite 800, Plano, TX 75093
Email: projects@ntta.org
For information: (972) 628-3116

[Click here to subscribe to project updates](#)

Website: www.ntta.org





Electronic Toll Collection

February 2013

Website: www.ntta.org



Monthly Project Delivery Report - February 2013

PRESIDENT GEORGE BUSH TURNPIKE EASTERN EXTENSION Progress Report

North Texas Tollway Authority (NTTA)

February 2013

The Eastern Extension is a portion of the outer loop around Dallas and its suburbs that connects Interstate Highway (I) 30 to the existing President George Bush Turnpike (PGBT). It is part of the Loop 9/State Highway (SH) 190 corridor first planned in 1957. Construction on the approximately 9.9-mile corridor began in October 2008. The project opened to traffic in December 2011.

Corridor Details

- Project limits: Extends the PGBT from SH 78 to I-30
- Project length: Approximately 9.9 miles
- Estimated project cost: \$958 million
- Estimated NTTA cost: Approximately \$539 million
- Opening date (all sections): December 21, 2011

Milestones

- A \$160 million toll equity grant from the Texas Department of Transportation (TxDOT) to the NTTA was approved for right of way (ROW) acquisition and other costs on August 23, 2007.
- A three-party agreement among the NTTA, TxDOT and the Federal Highway Administration (FHWA) was executed in November 2007. In addition, a TxDOT/NTTA two-party agreement was executed, allowing eminent domain proceedings for critical ROW acquisition to begin.
- TxDOT approved a revised schematic on March 7, 2008.
- The U.S. Army Corps of Engineers (USACE) Section 404 permit was approved on April 25, 2008.
- The City of Dallas (Dallas Water Utilities) agreement for the Lake Ray Hubbard bridge was approved by the Dallas City Council and NTTA Board of Directors in May 2008.
- A rail-crossing agreement with Dallas Area Rapid Transit (DART) was approved by the DART Board and the NTTA Board in May 2008.
- The FHWA approved the Final Environmental Impact Statement Re-evaluation on July 1, 2008.
- A groundbreaking for the first construction contract, Section 30, from north of the future Merritt Road to south of Main Street in Rowlett, took place August 21, 2008. Construction began on October 13, 2008.
- All five sections of the extension were officially under construction by mid-March 2009.

- A town hall meeting on the PGBT Eastern Extension project was held on January 20, 2011, at Sachse City Hall. Attendees were provided construction updates.
- All sections of the PGBT Eastern Extension opened to traffic on December 21, 2011.
- The northbound Eastern Extension main lanes that connect to the I-30 frontage roads opened to traffic in May. The southbound connection opened in August. This construction was part of Section 32, which was constructed by TxDOT.
- A video of the entire Eastern Extension corridor is available to view on YouTube.
- Landscape installation contracts for Sections 28-32 were approved at the NTTA Board meeting in November 2012.

Corridor Updates

- Landscaping work is anticipated to get underway soon.

Next Steps

- Continue landscaping tasks.

Project Partners

- TxDOT
- Dallas County
- Dallas
- Garland
- Rowlett
- Sachse

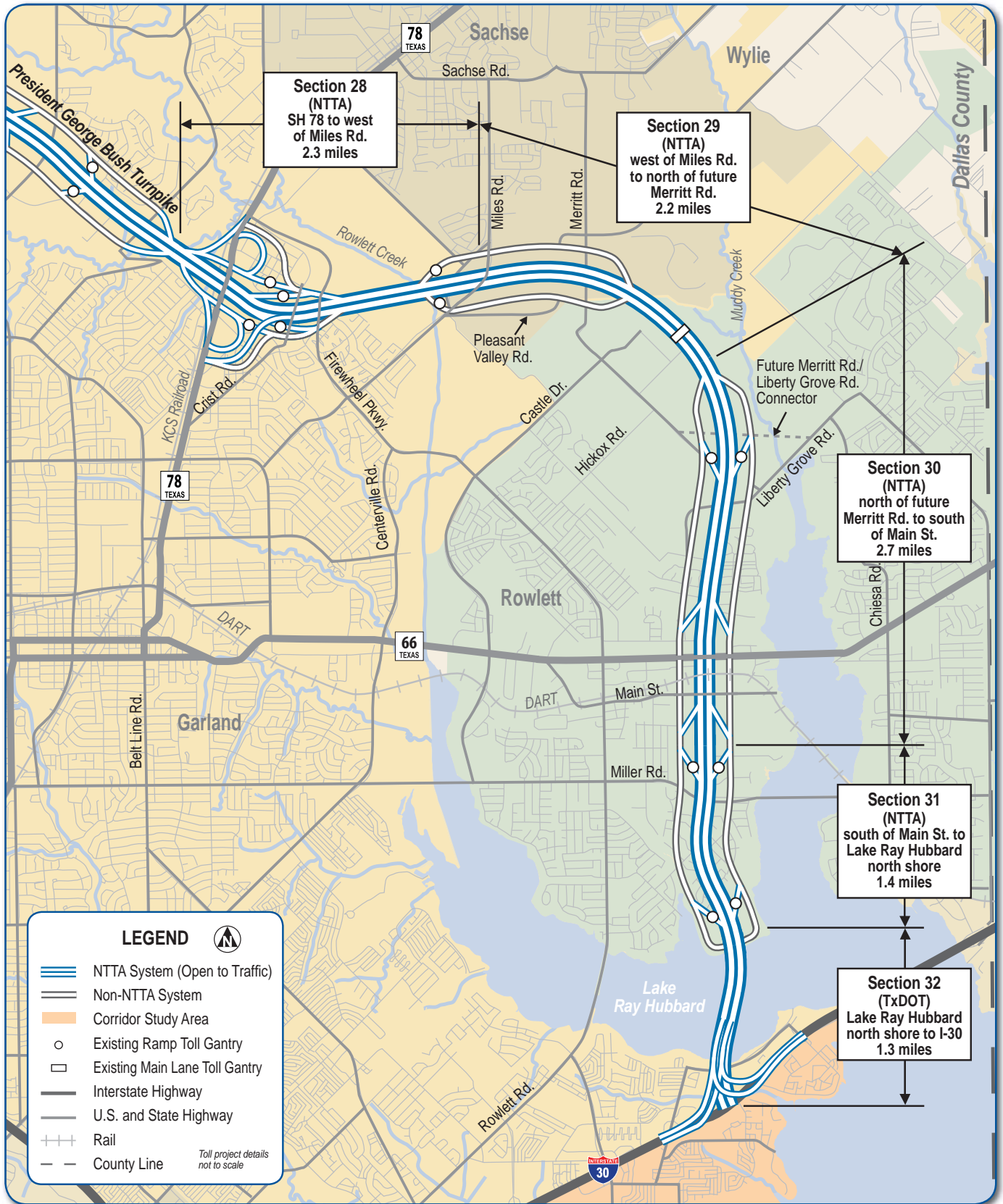
Corridor Manager

Mark Bouma, P.E.
5900 W. Plano Parkway, Suite 800, Plano, TX 75093
Email: PGBTEE@ntta.org
For information: (972) 628-3116

[Click here to subscribe to project updates](#)

Website: www.ntta.org





President George Bush Turnpike Eastern Extension Progress Report

Website: www.ntta.org

February 2013



SAM RAYBURN TOLLWAY

Progress Report

North Texas Tollway Authority (NTTA)

February 2013

The Sam Rayburn Tollway (SRT) extends 26 miles southwest to north-east, linking the Dallas/Fort Worth International Airport and growing communities in Collin, Dallas and Denton counties. The SRT features six main lanes and all-electronic toll collection (all-ETC).

Corridor Details

- Project length: 26 miles
- Project limits: from Business 121 in Denton County to Medical Center Drive in Collin County
- Estimated NTTA cost: \$639 million (This does not include approximately \$59 million for the future expansion from six to eight lanes. Estimate in 2007 dollars.)
- Substantial completion dates:
 - Segment 1 [from Denton Tap Road to Old Denton Road]: Texas Department of Transportation (TxDOT) opened on August 29, 2006
 - Segment 2 [from Old Denton Road to Hillcrest Road]: TxDOT opened on August 31, 2008
 - Segment 3 [from Hillcrest Road to Hardin Boulevard]: NTTA opened on September 29, 2009
 - Segment 4 [from Hardin Boulevard to east of U.S. 75 (Central Expressway), including the SRT/U.S. 75 interchange]: NTTA opened in stages by March 31, 2011
 - Segment 5 [the SRT/Dallas North Tollway (DNT) interchange]: NTTA opened four ramps on October 31, 2011; last four ramps opened on November 14, 2011

Milestones

- The NTTA and TxDOT finalized the State Highway (SH) 121 project agreement in October 2007. It authorizes the NTTA to design, build, operate and maintain SH 121 in Collin, Dallas and Denton counties for approximately 50 years, beginning with the completion of Segments 1 and 2 by TxDOT in September 2008.
- The NTTA made a \$3.2 billion up-front payment to TxDOT and the Regional Transportation Council of the North Central Texas Council of Governments in November 2007.
- On September 1, 2008, the NTTA assumed operations and maintenance of the SRT.
- On March 16, 2009, the NTTA Board of Directors named the corridor the Sam Rayburn Tollway. Before then, the NTTA had called the roadway the 121 Tollway.

- The NTTA formally dedicated the SRT on June 5, 2009.
- The NTTA Board awarded the Segment 4 construction contract in September 2008. Construction began in December 2008.
- The NTTA Board awarded the contract for Segment 5 construction in December 2009. Construction began in February 2010.
- As of November 14, 2011, all of the eight direct-connect ramps on the SRT/DNT interchange were open to traffic ahead of schedule.
- The NTTA held an event on January 30, 2012 to celebrate the completion and opening of the full SRT corridor. The NTTA recognized and thanked the mobility partners who helped the Authority deliver the essential infrastructure link to the North Texas region.

Corridor Updates

- Landscaping work at the DNT/SRT interchange continues.

Next Steps

- Continue landscaping tasks.

Project Partners

- TxDOT
- Collin County
- Dallas County
- Denton County
- Allen
- Carrollton
- Coppell
- Fairview
- Frisco
- Lewisville
- McKinney
- Plano
- The Colony

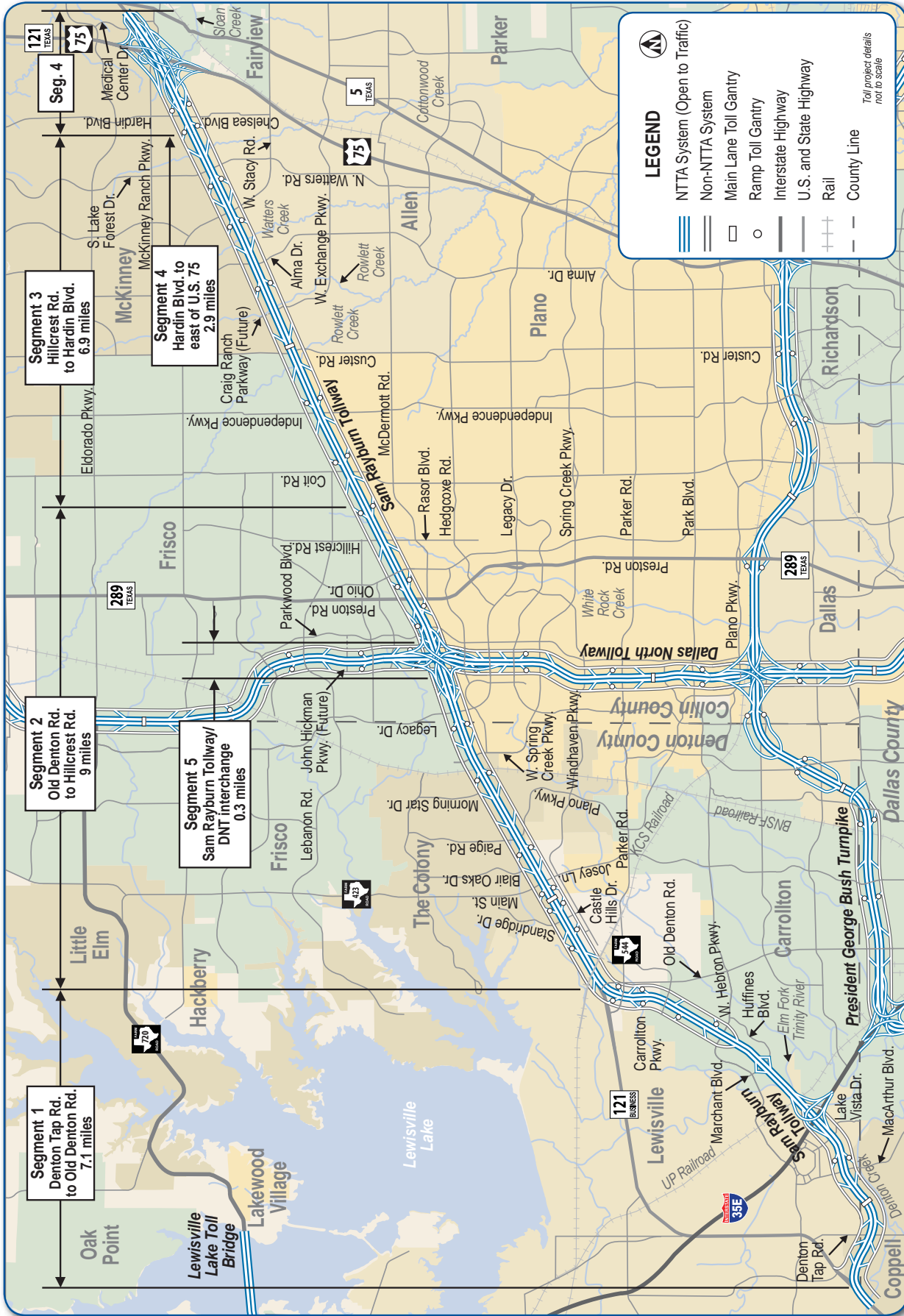
Corridor Manager

Kelly Johnson, P.E.
5900 W. Plano Parkway, Suite 800, Plano, TX 75093
Email: SRT@ntta.org
For information: (972) 628-3116

[Click here to subscribe to project updates](#)

Website: www.ntta.org

NTTA
NORTH TEXAS TOLLWAY AUTHORITY



February 2013

Sam Rayburn Tollway Progress Report



Website: www.ntta.org

PRESIDENT GEORGE BUSH TURNPIKE WESTERN EXTENSION Progress Report

North Texas Tollway Authority (NTTA)

February 2013

The President George Bush Turnpike (PGBT) Western Extension corridor project, formerly known as State Highway (SH) 161, provides a new, approximately 11.5-mile link in the growing loop around Dallas. The corridor consists of tolled main lanes as PGBT Western Extension and frontage roads as SH 161. The Texas Department of Transportation (TxDOT) initiated the project in May 1969, conducted the preliminary corridor studies, processed the Environmental Impact Statement and obtained right of way for the project. As outlined in Senate Bill 792, passed by the 80th Texas Legislature, the corridor underwent a market valuation process, which was a joint effort of NTTA and TxDOT.

Corridor Details

- Project length: Approximately 11.5 miles
- NTTA estimated Phase 2, 3 and 4 costs: \$534.6 million (excluding the cost of future expansions)
- Substantial completion dates:
 - Phase 1 [main lane interchange at SH 183 and frontage roads from north Carrier Parkway to Interstate Highway (I) 20]: TxDOT opened August 2009
 - Phase 2 [two main lanes in each direction from SH 183 to Egyptian Way]: TxDOT opened August 2009
 - Phase 3 [frontage roads and a third main lane in each direction from Conflans Road to north Carrier Parkway]: TxDOT opened April 2010
 - Phase 4 [two main lanes in each direction from north Carrier Parkway to I-20, I-20 interchange and six of eight direct connectors at I-30]: NTTA opened October 2012. Remaining two direct connectors opened in November and December 2012.
 - Union Pacific Railroad (UPRR) work [frontage road at-grade railroad crossings between Main and Jefferson streets] will be completed in the near future.

Milestones

- In February 2010, the Federal Highway Administration announced the SH 161 project had received a \$20 million Transportation Investment Generating Economic Recovery grant allocated through the Transportation Infrastructure Finance and Innovation Act (TIFIA).
- On February 24, 2010, the Texas Transportation Commission authorized TxDOT to enter into a Toll Equity Loan Agreement (TELA) with the NTTA regarding the SH 161 project.
- The NTTA Board formally approved the SH 161 project on February 26, 2010, authorizing a toll equity loan agreement with TxDOT and a commitment of an up-front payment of \$458 million (plus interest). In addition, the NTTA finalized the railroad agreement with UPRR.

- NTTA issued two notices to proceed (NTP) for Phase 4 in February 2010. NTP 2 was for UPRR construction work and NTP 3 was for remaining design work and for construction within the corridor.
- During its April 2010 meeting, the NTTA Board approved designating the SH 161 tolled main lanes project as the Western Extension of the PGBT. The frontage roads will remain SH 161.
- On June 25, 2010, the NTTA paid \$200 million as an initial installment of the up-front payment. The NTTA then paid the remainder of the up-front payment upon financial close.
- Phase 4 design was completed in January 2011.
- On April 28, 2011, the NTTA closed on the financing of the Western Extension project. Western Extension will be funded by a combination of a federal TIFIA program loan and SH 161 revenue bonds.
- Phase 4 opened to traffic on October 13, 2012 including: two main lanes in each direction from north of I-30, extending south to I-20; the four-level interchange connecting I-20 to the Western Extension main lanes and six of the eight direct connector ramps and bridges at the I-30 interchange.
- On November 20, 2012 the westbound I-30 to southbound Western Extension direct connector opened.
- On December 20, 2012, the last remaining direct connector from westbound I-30 to northbound Western Extension opened.

Corridor Updates

- Work continues on final tasks for the SH 161 frontage roads at the UPRR crossing in Grand Prairie.

Next Steps

- Complete Phase 4 construction.

Project Partners

- TxDOT
- NTTA
- Dallas County
- Irving
- North Central Texas Council of Governments
- Grand Prairie
- UPRR

Corridor Manager

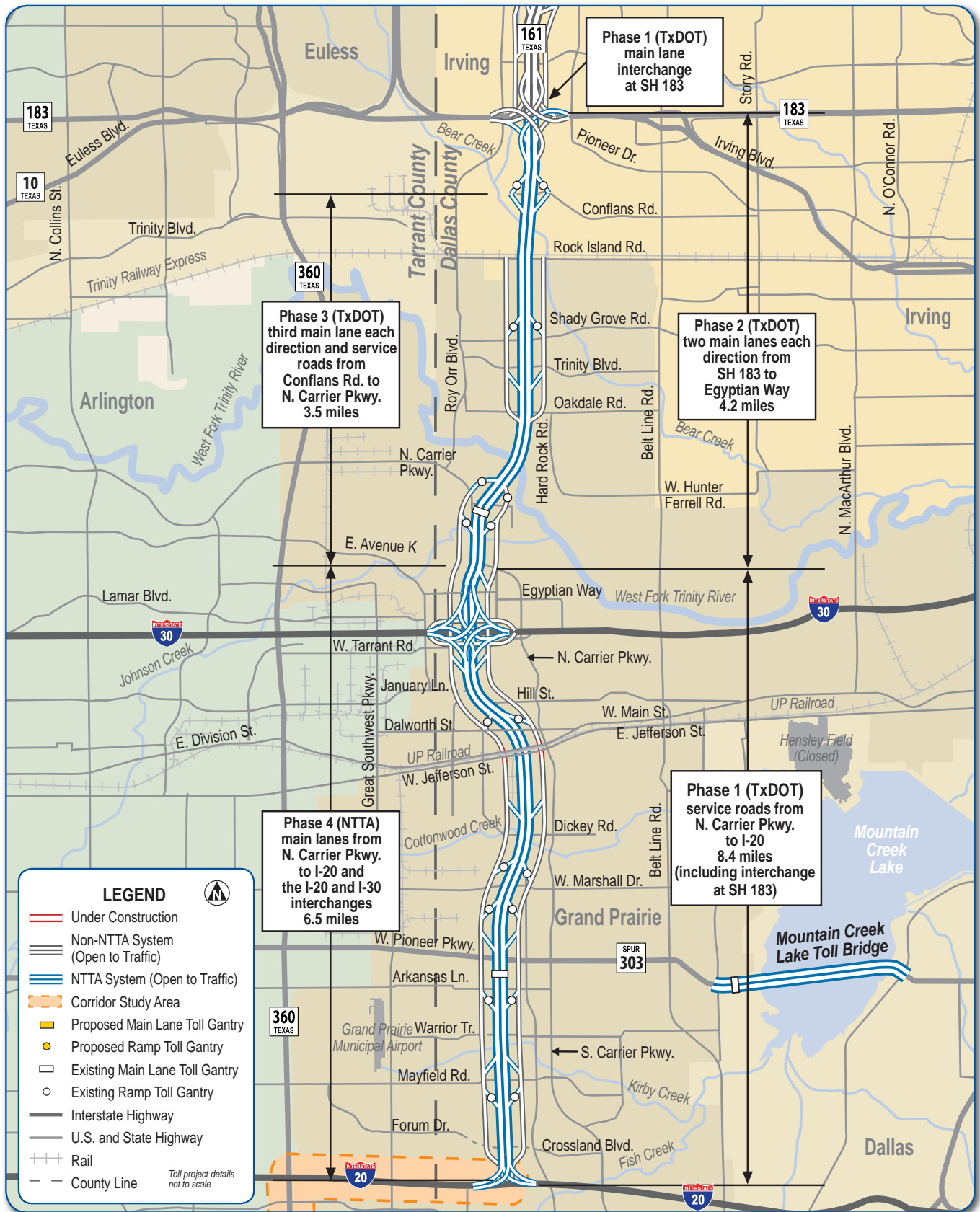
NTTA: Paul Alsina, P.E.
5900 W. Plano Parkway,
Suite 800
Plano, TX 75093
Email: PGBTWE@ntta.org
For information: (972) 628-3116

TxDOT:
Tony Payberah, P.E.
Project Liaison
4777 E. Highway 80
Mesquite, TX 75150
Phone: (214) 319-6537



[Click here to subscribe to project updates](#)

Website: www.ntta.org



President George Bush Turnpike Western Extension Progress Report

February 2013

Website: www.ntta.org



CHISHOLM TRAIL PARKWAY Progress Report

North Texas Tollway Authority (NTTA)

February 2013

Chisholm Trail Parkway (CTP) is under construction as a limited-access toll road in southwest Tarrant County and northwest Johnson County. It will extend from Fort Worth's central business district to southwest Fort Worth, continuing south to Cleburne, and will provide an alternate north-south route for Interstate Highway (I) 35W. Formerly known as Southwest Parkway (SWP)/Chisholm Trail, the new corridor is expected to open to traffic in spring 2014.

- Construction of the entire CTP corridor was under way as of December 2011.
- The Hulen Street bridge partially opened to traffic in late September 2012.
- The new eastbound I-30 frontage road connecting Forest Park Boulevard to Summit Avenue opened to traffic on January 21.

Corridor Details

- Length: Approximately 27.6 miles
- Limits: I-30 to U.S. 67
- Estimated project cost: Approximately \$1.4 billion
- Estimated NTTA cost: \$859.8 million
- Anticipated open-to-traffic: Spring 2014

Milestones

- The Federal Highway Administration (FHWA) approved the SWP's Final Environmental Impact Statement Re-evaluation in June 2009.
- The Texas Transportation Commission (TTC) approved additional funding in August 2009 for Section 2C construction related to the formal agreement with Union Pacific Railroad. Construction began on Section 2C April 2010.
- In February 2010, the NTTA Board of Directors authorized an agreement to supplement the State Highway (SH) 161 toll equity loan agreement (TELA) with TxDOT to help fund the SWP/CTP project.
- On October 27, 2010, the SWP/CTP project agreement with TxDOT was executed, and the NTTA Board exercised its first option to develop, finance, construct and operate the CTP toll facility.
- In March 2011, TxDOT held an environmental public hearing about Section 6. The NTTA conducted a public hearing in Cleburne to disclose Section 6 financial information in March 2011.
- On April 15, 2011, the NTTA signed a TELA with TxDOT to advance the financing of the President George Bush Turnpike Western Extension project. NTTA and TxDOT agreed to supplement the TELA to support future financing of the SWP/CTP project. The two projects constitute the NTTA Special Projects System.
- CTP in Johnson County received environmental clearance in May 2011.
- Financing for CTP was finalized on November 10, 2011.

Corridor Updates

- In south Fort Worth, crews recently completed concrete paving between McPherson Boulevard and Old Granbury Road. Concrete paving operations between Summer Creek and Risinger roads is expected to begin in March.
- Work on the the CTP main lanes just south of Overton Ridge Boulevard is progressing. Crews continue to place bridge deck panels and will focus on pouring concrete decks when complete.
- Foundation work continues on the westbound Rosedale-Lovell bridge. Once complete, column work will begin.
- Bridges are beginning to take shape as construction continues in Johnson County. With bridge beam work nearing completion at County Road 920, crews began beam work at County Road 1015 in January. As bridge work progresses, concrete mixing equipment will be mobilized so pavement work can begin in spring 2013.

Next Steps

- Continue construction and outreach efforts on CTP.

Project Partners

- Burleson
- Cleburne
- Fort Worth
- Fort Worth and Western Railroad
- Johnson County
- North Central Texas Council of Governments
- TxDOT
- Tarrant County
- UPRR

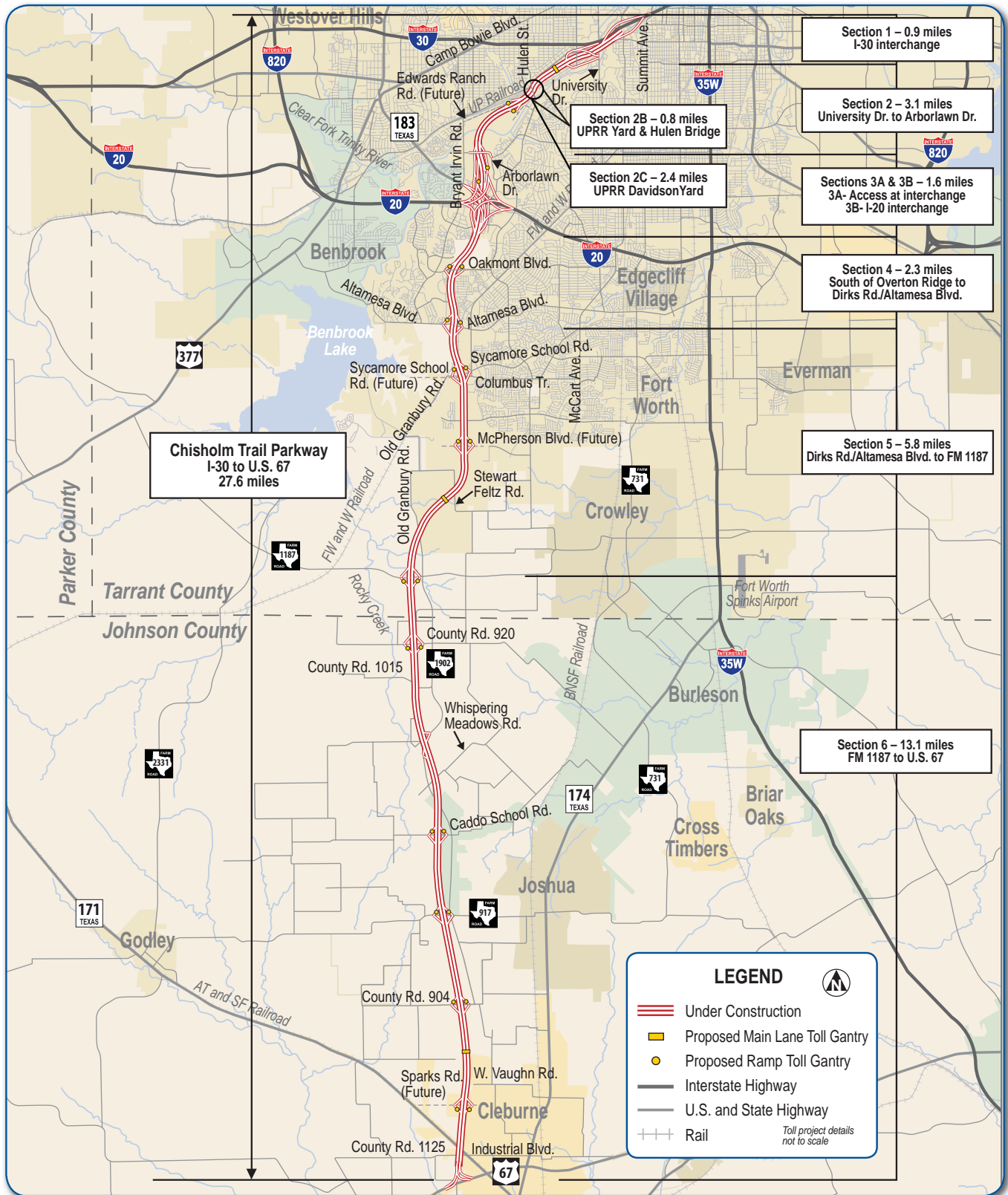
Corridor Manager

Kevin Reilly, P.E.
6115 Camp Bowie Blvd., Suite 298, Fort Worth, TX 76116
Email: ChisholmTrail@ntta.org
Tarrant County information: (817) 916-5105
Johnson County information: (817) 202-9384

[Click here to subscribe to project updates](#)

Website: www.ntta.org





Chisholm Trail Parkway Progress Report

February 2013

Website: www.ntta.org
www.txdot.gov



DALLAS NORTH TOLLWAY PHASE 4&5 Progress Report

North Texas Tollway Authority (NTTA)

February 2013

The Dallas North Tollway (DNT) Phase 4 & 5 project could extend the tollway by up to 18 miles north from U.S. 380, providing a link between downtown Dallas and fast-growing cities in Collin and Denton counties.

Corridor Details

- The DNT Phase 4 corridor is planned to extend the tollway north from U.S. 380 to the Collin/Grayson county line. The DNT Phase 5A corridor is expected to extend the DNT from the Collin/Grayson county line to Farm-to-Market (FM) 121 in Grayson County.
- Project limits:
 - Phase 4A (approximately six miles): U.S. 380 to FM 428
 - Phase 4B: (approximately 7.7 miles) FM 428 extending north to the Grayson County line
 - Phase 5A: (approximately 4.3 miles) Extension north of the Grayson County line
- Project length: Approximately 18 miles
- Estimated project cost: To be determined
- Opening date: To be determined

Milestones

- An interlocal agreement (ILA) covering right of way, utility services and northbound service road construction was signed in October 2003 by the NTTA, Collin County and the Town of Prosper. The agreement covers DNT Phase 4A.
- Commissioners courts in Collin and Denton counties approved resolutions in January 2005 designating a preferred alignment along the Denton/Collin county line in Phase 4B. In May 2008, Collin County rescinded its resolution.
- The NTTA began preliminary route studies, schematic design work, environmental documentation and public involvement for Phases 4A, 4B and 5A of the DNT extension project in November 2007.
- On September 17, 2008, the NTTA Board of Directors approved the Phase 4A schematic and environmental assessment.
- The service road that will become the DNT Phase 4A (U.S. 380 to FM 428) northbound frontage road opened to traffic in 2008 as a bi-directional, two-lane facility.
- On March 16, 2009, the NTTA Board approved an expansion of the DNT 4B/5A (FM 428 to FM 121) study area to the west and the north. The expansion captured more of Denton and Grayson counties and a small portion of southeast Cooke County, which enabled the NTTA to identify and preserve right of way for the DNT corridor.

- The NTTA Board selected a “county line” alignment on July 21, 2010, for the DNT Phase 4B/5A extension, from FM 428 in Collin and Denton counties to FM 121 in Grayson County. The NTTA evaluated three alignment options as well as a no-build option.
- A technical work group meeting was held on December 10, 2010, to present schematic and environmental information to representatives from local government agencies.
- Approximately 75 residents attended a public hearing on April 19, 2011, in Celina.
- On June 15, 2011, the NTTA Board approved the schematic design and environmental evaluation for the DNT Phase 4B/5A extension project.

Corridor Updates

- Planning has concluded for all phases of the DNT extension project.

Next Steps

- Ongoing coordination with stakeholders and partners.

Project Partners

- Collin County (4A, 4B)
- Cooke County (5A)
- Denton County (4B)
- Grayson County (5A)
- Celina (4A, 4B)
- North Central Texas Council of Governments (4A, 4B)
- Frisco (4A)
- Pilot Point (4B)
- Prosper (4A)
- Gunter (5A)
- Tioga (5A)
- Grayson County Regional Mobility Authority (5A)
- Sherman-Denison Metropolitan Planning Organization (5A)
- Texoma Council of Governments (5A)
- Texas Department of Transportation (4B,5A)

Corridor Manager

Kelly Johnson, P.E.

5900 W. Plano Parkway, Suite 800, Plano, TX 75093

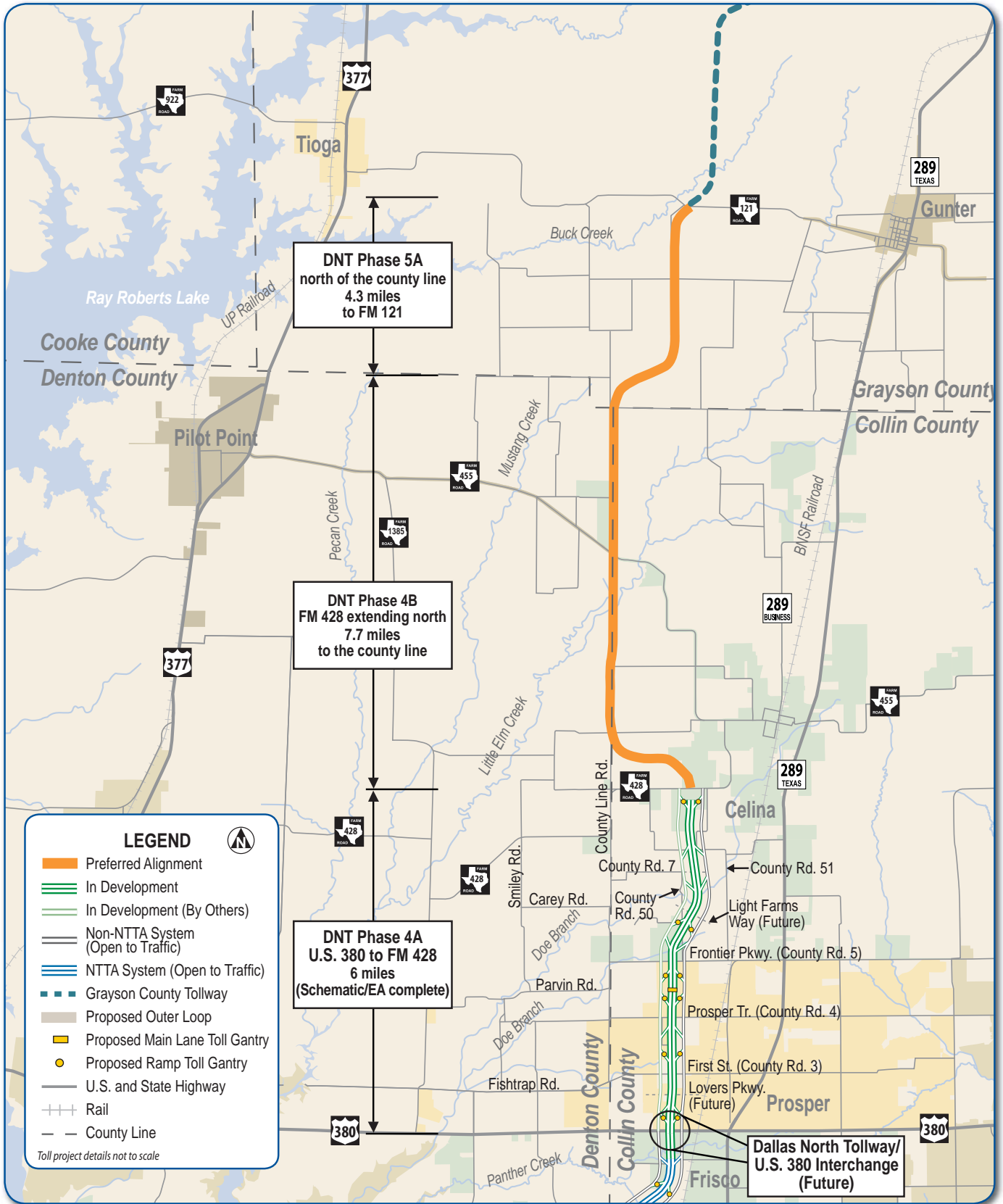
Email: DNT45@ntta.org

For information: (972) 628-3116

[Click here to subscribe to project updates](#)

Website: www.ntta.org





Dallas North Tollway Phase 4&5 Progress Report

February 2013

Website: www.ntta.org



February 2013

Introduction

The Texas Department of Transportation (TxDOT) initiated the State Highway (SH) 170 corridor study, conducted preliminary studies, processed environmental reviews, obtained environmental clearance and right of way, and built the existing roadway. The North Texas Tollway Authority (NTTA) is now conducting further studies of the corridor. These studies, which will include a public meeting and a public hearing, will ultimately produce an approved schematic design and environmental documentation. It is anticipated that the environmental analysis will culminate in a "finding of no significant impact." An extension of SH 170 from its current terminus at Interstate Highway (I) 35W to U.S. 287 is shown on the Metropolitan Transportation Plan, Mobility 2035.



Corridor Details

- The North Central Texas Council of Governments' (NCTCOG) long-range Metropolitan Transportation Plan, Mobility 2035, identifies the SH 170 corridor from U.S. 81/U.S. 287 in northern Tarrant County to SH 114 in southern Denton County as ultimately a six-lane toll road.
- Project limits, length:
 - Section 1: SH 114 to I-35W (5.8 miles)
 - Section 2: I-35W to U.S. 81/U.S. 287 (5.5 miles)
- Estimated project cost/estimated NTTA cost: To be determined
- Opening date: To be determined

Milestones

- In November 1989, TxDOT issued a "finding of no significant impact" for the completion of a four-lane, controlled-access facility with six frontage road lanes from SH 114 to I-35W.
- The City of Fort Worth conducted a feasibility study in the late 1980s for the Northpass Freeway from I-35W to SH 199.
- In the early 1990s, TxDOT constructed frontage roads between I-35W and SH 114.
- Hillwood Development performed a preliminary alignment study in 2003 for the SH 170 extension from I-35W to U.S. 287 without a determination of a final alignment.
- In September 2006, at the request of the NCTCOG, the Regional Transportation Council authorized the NTTA to evaluate the toll feasibility of SH 170 as one of five regional toll facilities.
- In September 2007, the NTTA Board of Directors authorized \$1.1 million for "project development services, which include preliminary concept design and environmental documentation" for Section 1 of SH 170 from SH 114 to I-35W.
- In May 2009, the Federal Highway Administration (FHWA) concurred that an environmental assessment was appropriate for Section 1. TxDOT staff then advanced the Section 1 work plan to the Texas Transportation Commission (TTC) for approval.
- In September 2009, the TTC approved the work plan for Section 1.

- The NTTA, in conjunction with TxDOT and the NCTCOG, hosted a work group meeting in October 2009 to discuss the work plan and next steps for Section 1.
- A stakeholders' meeting on September 28, 2010, in Roanoke provided an update about the progress on the schematic design and environmental documentation.
- On November 10, 2011, the NTTA, in conjunction with TxDOT, conducted an open house public meeting on Section 1 of SH 170 in Roanoke.

Corridor Updates

- The NTTA is working with TxDOT Fort Worth to prepare the schematic and the environmental document for Section 1 to submit to TxDOT Design and Environmental divisions in Austin.

Next Steps

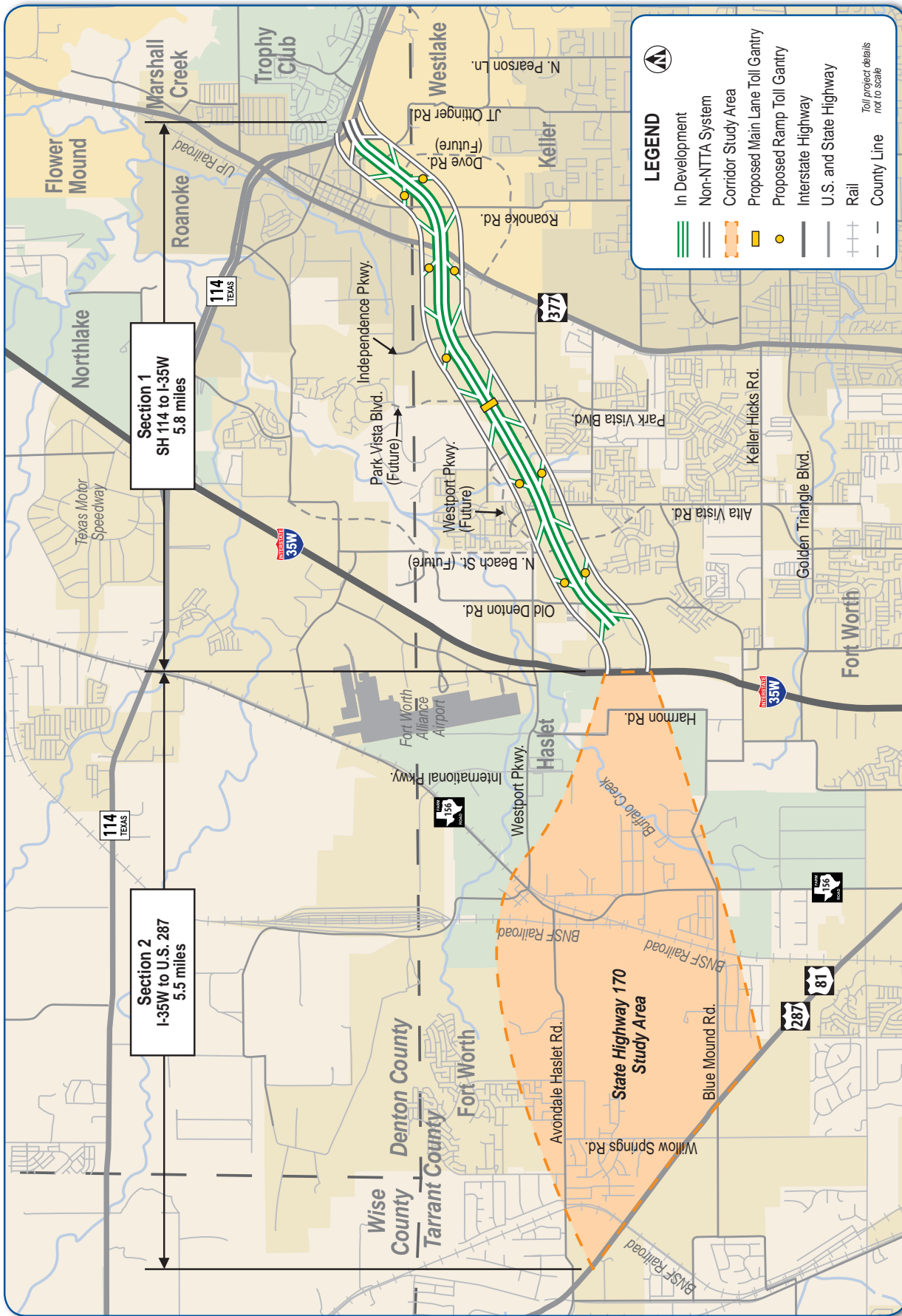
- Obtain FHWA and TxDOT approval of the schematic design and environmental documentation.
- Conduct public hearing.

Project Partners

- NTTA
- TxDOT
- NCTCOG
- Denton County
- Tarrant County
- Fort Worth
- Haslet
- Roanoke
- Trophy Club
- Westlake

Corridor Contacts

NTTA:	TxDOT:
F. Terry Watson, P.E., AICP	Nazrul Chowdhury, P.E.
5900 W. Plano Parkway,	2501 SW Loop 820,
Suite 800, Plano, TX 75093	Fort Worth, TX 76133
Email: SH170@ntta.org	Email:
For information:	Nazrul.Chowdhury@txdot.gov
(817) 332-0404, ext. 302	Phone: (817) 370-6944



State Highway 170 Progress Report

February 2013

February 2013

Introduction

The Texas Department of Transportation (TxDOT) initiated the State Highway (SH) 360 corridor study, conducted preliminary studies, processed environmental reviews, obtained environmental clearance and right of way to U.S. 287, and built the existing roadway. The North Texas Tollway Authority (NTTA) is now conducting further studies of the corridor. This project is subject to primacy requirements pursuant to Senate Bill 19, passed by the 82nd Texas Legislature. Project partner meetings are ongoing to advance the project. Section 1 is expected to result in a 9.7-mile extension of the SH 360 main lanes from Sublett Road/Camp Wisdom Road in southern Tarrant County to U.S. 287 in north-western Ellis County and northeastern Johnson County. Section 2, which extends approximately 5.5 miles from U.S. 287 to U.S. 67 in north-eastern Johnson County, is not currently under study.



Corridor Details

- Project limits:
 - President George Bush Turnpike Western Extension/SH 360 Connector (TBD)
 - Section 1: Sublett Road/Camp Wisdom Road to U.S. 287
 - Section 2: U.S. 287 to U.S. 67 (TBD)
- Project length: The SH 360 Connector will be approximately four miles long; Section 1 is approximately 9.7 miles long; Sections 2 is approximately 5.5 miles long.
- Estimated project cost: To be determined
- Estimated NTTA cost: To be determined
- Opening date: To be determined

Milestones

- Frontage roads are open on both sides of the Section 1 alignment from Green Oaks Boulevard/ Kingswood Boulevard to Heritage Parkway. A frontage road on the west side of the Section 1 alignment is open to two-way traffic from Heritage Parkway to U.S. 287. Portions of the SH 360 main lanes have been built and cross under the railroad bridge located to the south of Heritage Parkway.
- In September 2007, the NTTA Board of Directors approved a resolution authorizing \$1.9 million for Section 1 project development services, including preliminary concept design and environmental documentation.
- On September 24, 2009, the Texas Transportation Commission (TTC) approved the Section 1 work plan.
- The NTTA, TxDOT and the North Central Texas Council of Governments (NCTCOG) began conducting SH 360 stakeholder meetings in September 2009. The last meeting was held in March 2010.
- on June 24, 2010, a public meeting was conducted by the NTTA and TxDOT, regarding Section 1 of the SH 360 project in Mansfield.
- In mid-September 2012, the NTTA submitted Section 1 of the Environmental Assessment (EA) to the TxDOT-Fort Worth District for both regional and state review.
- On October 17, 2012, the NTTA Board of Directors

passed a resolution affirming that the NTTA, in collaboration with its regional partners, intends to pursue SH 360 as an NTTA turnpike project, to the extent technically and financially feasible.

Corridor Updates

- The NTTA held a special-called Board Meeting on January 25 at which they discussed and approved a NTTA/TxDOT SH 360 Section 1 Memorandum of Understanding Partnership (MOU) with TxDOT to deliver the SH 360 project as a public-public partnership. This would allow the NTTA and TxDOT to invest and develop the project jointly. The Texas Transportation Commission (TTC) will consider the MOU at its February meeting.
- If the MOU is approved by the TTC, the next step would be for TxDOT and the NTTA to negotiate a project agreement.
- The Section 1 EA is expected to be submitted to the Federal Highway Administration (FHWA) in the near future.

Next Steps

- Continue to develop the EA and schematic for Section 1.
- Conduct public hearing.

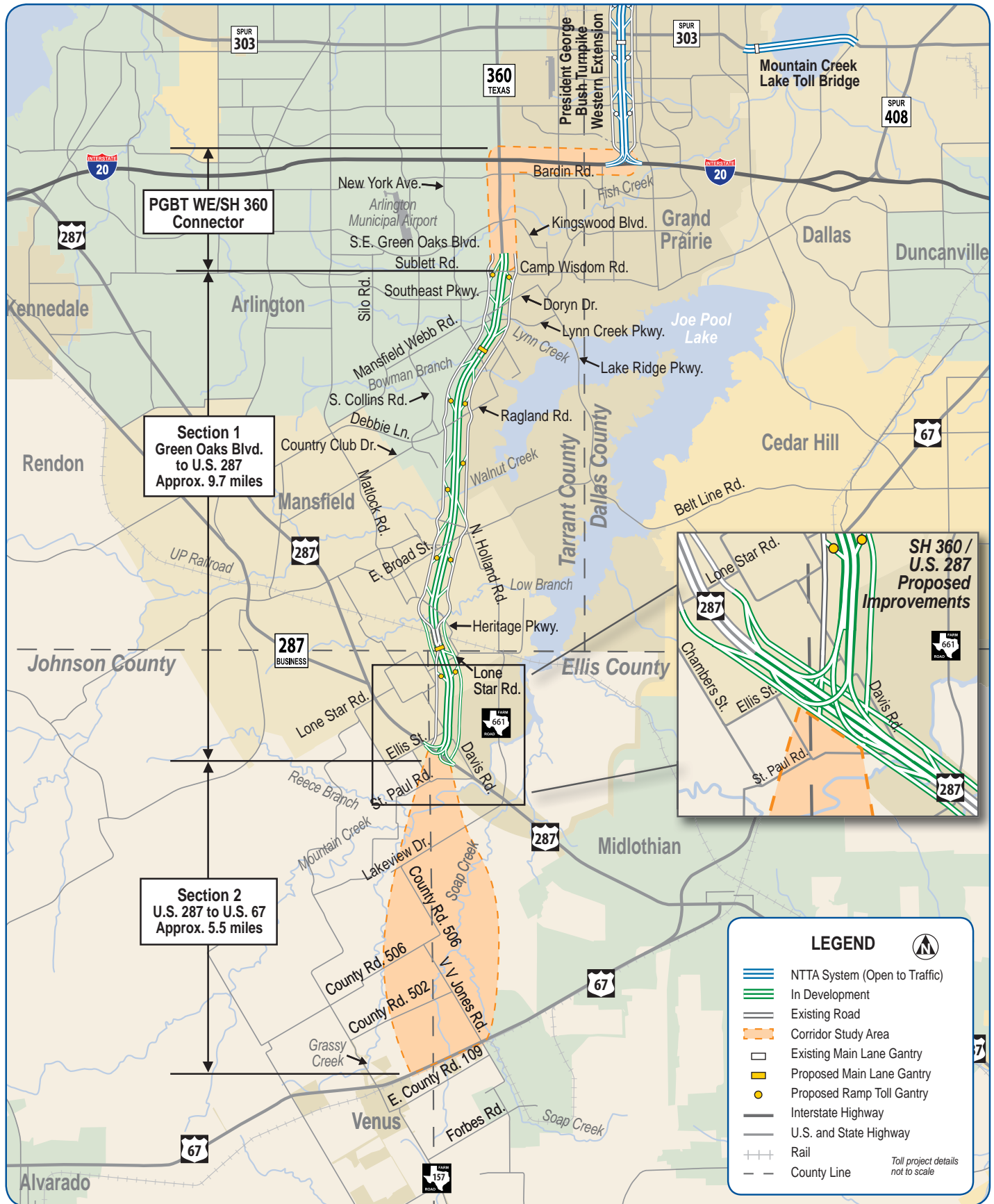
Project Partners

- NTTA
- Johnson County
- Mansfield
- TxDOT
- Tarrant County
- Midlothian
- NCTCOG
- Arlington
- Venus
- Dallas County
- Cedar Hill
- Ellis County
- Grand Prairie

Corridor Contacts

NTTA: Lori Shelton, AICP
 5900 W. Plano Parkway, Suite 800, Plano, TX 75093
 Email: SH360@ntta.org
 For information: (817) 332-0404, ext. 312

TxDOT: Curtis Loftis, P.E.
 2501 SW Loop 820, Fort Worth, TX 76133
 Email: Curtis.Loftis@txdot.gov
 Phone: (817) 370-6807



State Highway 360 Progress Report

February 2013

TRINITY PARKWAY Progress Report

North Texas Tollway Authority (NTTA)

February 2013

The proposed Trinity Parkway will connect Interstate Highway (I) 35E to U.S. 175, providing a new, approximately nine-mile relief route around the west and south sides of Dallas' central business district. The North Texas Tollway Authority (NTTA) is managing ongoing environmental clearance and preliminary engineering efforts to advance the project. This project is subject to primacy requirements pursuant to Senate Bill 19, passed by the 82nd Texas Legislature.

- On October 17, 2012, the NTTA Board of Directors passed a resolution affirming that the NTTA, in collaboration with its regional partners, intends to pursue the Trinity Parkway as an NTTA turnpike project, to the extent technically and financially feasible.

Corridor Details

- Project length: Approximately nine miles
- Estimated comparative cost range for five alternatives: \$1.4 billion to \$2.4 billion
- Detailed costs and funding strategies will be developed after selection of the locally preferred alternative
- Anticipated opening date: To be determined

Milestones

- The NTTA and the Texas Department of Transportation (TxDOT) executed an Advance Funding Agreement and developed Alternative 3C construction plans to 30 percent complete as of May 2009.
- The NTTA submitted the initial Section 408 package to the U.S. Army Corps of Engineers (USACE) on May 1, 2009.
- The NTTA, in cooperation with the TxDOT, conducted an open house and public hearing about the Supplemental Draft Environmental Impact Statement (SDEIS) on May 5, 2009, at the Dallas Convention Center.
- The NTTA, in cooperation with TxDOT, conducted a public hearing regarding the proposed Trinity Parkway on May 8, 2012, at the Dallas Convention Center to inform and solicit comments from the public for the proposed project alternatives in the Limited Scope Supplemental (LSS) to the SDEIS.
- TxDOT is proceeding with environmental clearance and design of the portion of the proposed Trinity Parkway from U.S. 175/SH 310 to I-45 as Phase I of the S.M. Wright project. This portion of the Trinity Parkway is the same for all build alternatives still under environmental evaluation for the Trinity Parkway.

Corridor Updates

- The NTTA continues to manage the environmental phase of the project and is currently developing the Final Environmental Impact Statement (FEIS).
- The NTTA staff is preparing the LSS public hearing summary report.

Next Steps

- Continue preparing the FEIS.
- Conduct the final public hearing.

Project Partners

- FHWA
- USACE
- TxDOT
- Texas Historical Commission
- North Central Texas Council of Governments
- Dallas County
- Dallas

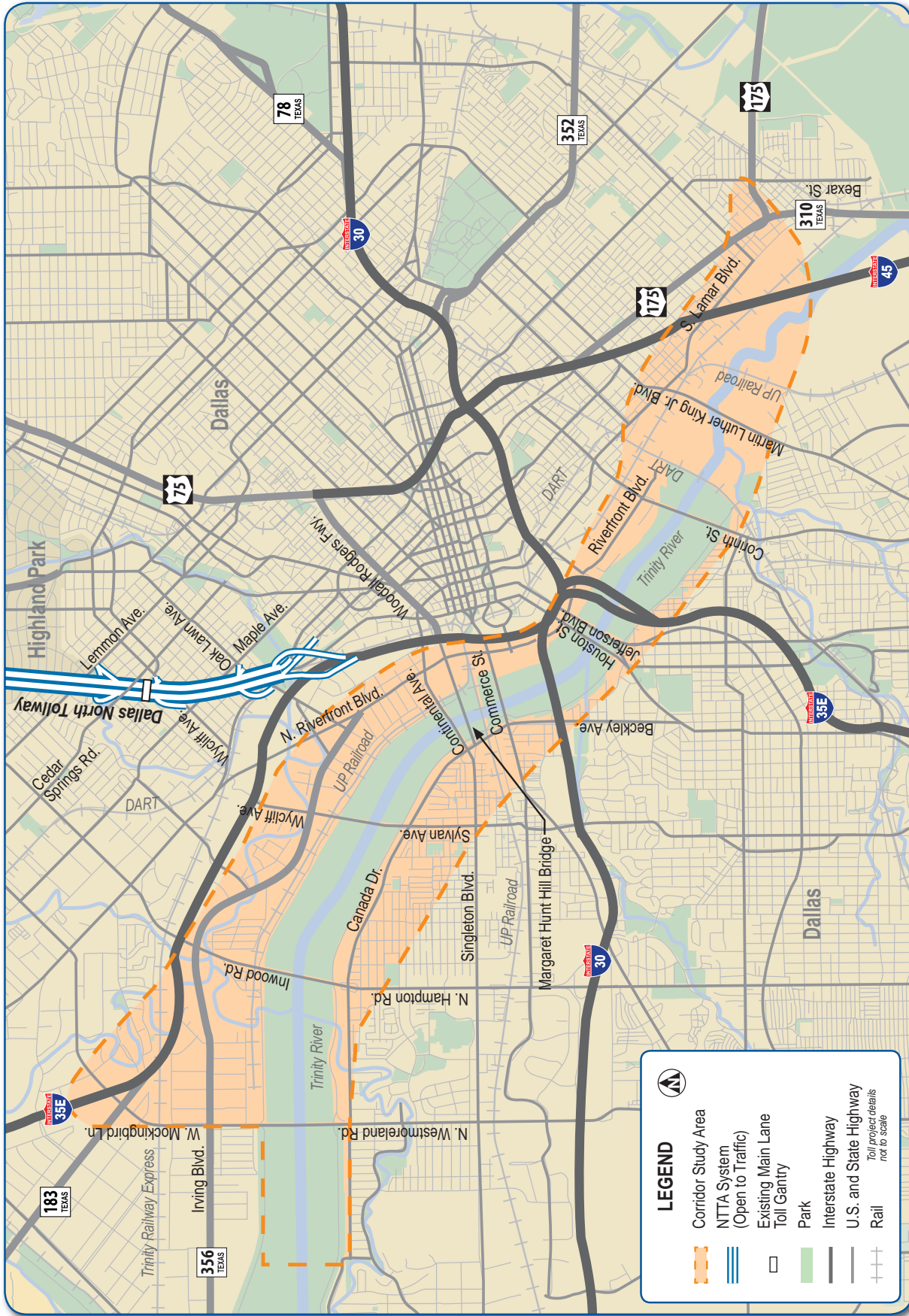
Corridor Manager

Dan Chapman, P.E.
5900 W. Plano Parkway, Suite 800, Plano, TX 75093
Email: TrinityParkway@ntta.org
For information: (972) 628-3041

[Click here to subscribe to project updates](#)

Website: www.ntta.org





Trinity Parkway Progress Report

February 2013



Website: www.ntta.org

February 2013

Introduction

The Texas Department of Transportation (TxDOT) initiated the East Branch/State Highway (SH) 190 corridor study in May 1969 and is processing the project's Environmental Impact Statement (EIS). First, the Federal Highway Administration (FHWA) must review and approve a Draft EIS in order to conduct a public hearing. Following the public hearing, a Final EIS will be prepared to recommend a route alternative. This project is subject to primacy requirements pursuant to Senate Bill 19, passed by the 82nd Texas Legislature.

Corridor Updates

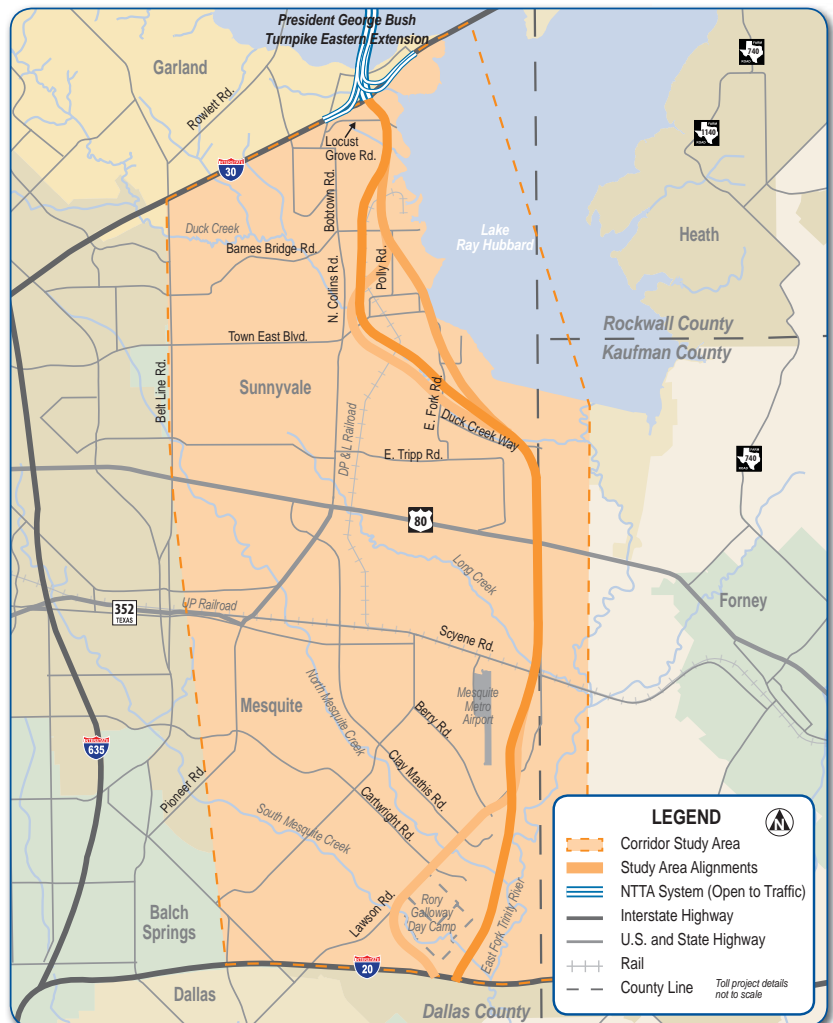
- The East Branch/SH 190 transportation study area extends 11 miles between Interstate Highway (I) 30 and I-20. It would connect the proposed Loop 9 in Dallas County to the Eastern Extension of the President George Bush Turnpike (PGBT).
- The project is part of an outer loop for Dallas County first planned in 1957. In the late 1980s, Dallas County and cities along and near the route conducted a corridor study. In 1994, TxDOT conducted an additional corridor and alignment study that again recommended a route west of Lake Ray Hubbard. In 2000, the North Texas Tollway Authority (NTTA) created a more detailed study to develop the section north of the East Branch/SH 190 project. That section, from SH 78 to I-30, was under construction as the PGBT Eastern Extension. The NTTA opened it to traffic on December 21, 2011.
- Alignment alternatives, including a no-build option, are now identified for detailed analysis in the Draft EIS.
- TxDOT has conducted three public meetings.
- The Draft EIS remains under preparation and review in anticipation of TxDOT conducting an FHWA-approved public hearing.

Project Partners

- TxDOT
- North Central Texas Council of Governments
- NTTA
- Dallas County
- Kaufman County
- Dallas
- Garland
- Mesquite
- Sunnyvale

Corridor Contact

TxDOT
Public Information Office
P.O. Box 133067
Dallas, TX 75313-3067
Phone: (214) 320-4480
www.TheEastBranch.org





Construction Letting Schedule



CORRIDOR	TYPE OF WORK	DEPARTMENT	PROJECT DESCRIPTION	PROJECT NUMBER	PREQUALIFICATION REQUIREMENTS	ADVERTISE DATE	PRE-BID MEETING	BID OPENING DATE	ESTIMATED/ACTUAL BOARD APPROVAL	ESTIMATED/ACTUAL NOTICE TO PROCEED	ORIGINAL CONTRACT COMPLETION DATE	COST MAGNITUDE
SRT	Roadway	P	Woodland Mitigation Project for SRT	03200-SRT-04-CN-PM	N	2/20/2012	3/5/2012	3/19/2012	N/A - Under \$300K	9/4/2012	10/25/2013	A
SRT	Roadway	P	SRT Segment 5 Landscape & Irrigation Improvements	03090-SH121-05-CN-MA	AFQ	4/11/2012	4/25/2012	5/17/2012	7/18/2012	10/22/2012	1/20/2015	A
PGBT	Gantries	P	PGBT Ramp Gantries Phase 2 (Post ALL ETC)	03214-PGB-00-CN-PM	F	5/18/2012	5/31/2012	6/14/2012	7/18/2012	9/20/2012	9/30/2013	A
PGBT	Maintenance	M	PGBT Wall 301 Aesthetic Improvements	03428-PGB-03-CN-MA	BQ	6/8/2012	6/15/2012	7/10/2012	N/A - Under \$300K	10/8/2012	11/7/2012	A
PGBT	Maintenance	M	Frontage Road Drainage Improvements at Colt Road	03441-PGB-01-CN-MA	BQ	8/22/2012	8/30/2012	9/12/2012	N/A - Under \$300K	10/4/2012	12/3/2012	A
PGBT	Roadway	P	PGBT Eastern Extension Landscape & Irrigation Improvements (Section 28)	02435-PGB-06-CN-MA	N	8/31/2012	9/18/2012	10/2/2012	11/14/2012	1/16/2013	1/16/2015	A
PGBT	Roadway	P	PGBT Eastern Extension Landscape & Irrigation Improvements (Section 29)	02942-PGB-06-CN-MA	N	9/7/2012	9/25/2012	10/9/2012	11/14/2012	4/1/2013	4/1/2015	A
PGBT	Roadway	P	PGBT Eastern Extension Landscape & Irrigation Improvements (Sections 30-32)	02943-PGB-06-CN-MA	N	9/14/2012	10/2/2012	10/16/2012	11/14/2012	1/22/2013	1/22/2015	A
PGBT	Maintenance	M	PGBT Inverted Profile Pavement Markings (Audible)	03515-PGB-00-CN-MA	N	10/1/2012	10/9/2012	10/19/2012	N/A - Under \$300K	11/19/2012	12/19/2012	A
NTTA	Maintenance	M	Systemwide Guide Sign Replacement	03392-NTT-00-CN-MA	BQ	10/12/2012	10/23/2012	11/2/2012	N/A - Under \$300K	1/18/2013	4/18/2013	A
PGBT	Maintenance	M	Systemwide Erosion Mitigation (PGBT)	03368-NTT-00-CN-MA	N	11/9/2012	11/20/2012	12/5/2012	N/A - Under \$300K	3/1/2013	6/9/2013	A
SRT	Roadway	P	SRT Sand Stockpile Landscape and Irrigation Improvements	03554-SRT-00-CN-PM	N	1/11/2013	1/29/2013	2/19/2013	N/A - Under \$300K	3/25/2013	7/25/2014	A
DNT	Maintenance	M	2013 DNT Joint and Crack Sealing	03575-DNT-00-CN-MA	N	2/1/2013	2/11/2013	2/21/2013	N/A - Under \$300K	4/4/2013	7/3/2013	A
NTTA	Maintenance	M	2013 System Wide Pavement Profiling	03570-NTT-00-CN-MA	N	2/1/2013	2/12/2013	2/22/2013	N/A - Under \$300K	4/5/2013	6/4/2013	A
NTTA	Maintenance	M	DNT Bridge Deck Repair (SB Direct Connector at SB IH 35E)	03487-DNT-01-CN-MA	BQ	3/1/2013	3/4/2013	4/5/2013	5/15/2013	7/10/2013	9/8/2013	A
SRT	Maintenance	M	SRT NB Frontage Road South of Josey Lane Pavement Repair	03546-SRT-00-CN-MA	BQ	4/12/2013	4/23/2012	5/9/2013	6/19/2013	8/2/2013	11/30/2013	A
SRT	Maintenance	M	SRT Segments 2 & 3 Frontage Road and DNT Segment 1 Ramp Restriping	03547-NTT-00-CN-MA	BQ	4/18/2012	4/26/2012	5/15/2013	6/19/2013	8/2/2013	12/30/2013	A
PGBT	Roadway	P	PGBT Western Extension Landscape & Irrigation Improvements-Phase 4 South	03573-SH161-04-CN-PM	N	9/6/2013	9/24/2013	10/8/2013	11/20/2013	1/15/2014	1/15/2016	A
PGBT	Roadway	P	PGBT Western Extension Landscape & Irrigation Improvements-Phase 4 North	03574-SH161-04-CN-PM	N	9/13/2013	10/1/2013	10/15/2013	11/20/2013	1/12/2014	1/15/2016	A
LLTB	Maintenance	M	LLTB Sand Stockpile Site Development	TBD	BQ	TBD	TBD	TBD	TBD	TBD	TBD	A
CTP	Roadway	P	CTP Section 3 Sand Stockpile Facility	03287-SWP-01-CN-PM	F	TBD	TBD	TBD	TBD	TBD	TBD	A
PGBT	Roadway	P	PGBT Eastern Extension Sand Stockpile Site Development	TBD	BQ	TBD	TBD	TBD	TBD	TBD	TBD	A

Prequalifications Key: AFQ – NTTA Application for AFQ - see SP 0.025 in Proposal Book at advertisement for any special requirements, certifications, personnel and/or performance criteria.

BQ – Full prequalifications have been waived, however, a Bidder's Questionnaire must be on file with TxDOT

F – Must be fully prequalified by TxDOT

N – No prequalification requirements

Department Key: M - Maintenance

P - Project Delivery

I - Information Technology

Cost Magnitude Key: A - \$0 - \$10M

B - \$10 - \$25M

C - \$25 - \$50M

D - \$50 - \$75M

E - \$75 - \$100M

F - Over \$100M

PGBT	President George Bush Turnpike
DNT	Dallas North Tollway
MCLB	Mountain Creek Lake Toll Bridge
AATT	Addison Airport Toll Tunnel
LLTB	Lewisville Lake Toll Bridge
CTP	Chisholm Trail Parkway
SRT	Sam Rayburn Tollway
NTTA	Systemwide Project



NTTA Program Summary As of December 31, 2012



	Corridor Name	Estimate Level	Total Estimate	NTTA Costs	Total Incurred	Reimbursements to NTTA to Date	Admin		Planning		Design		Construction		Tolling		Others (ROW Acquisition and Utility Relocation)	
							Estimate	Incurred to Date	Estimate	Incurred to Date	Estimate	Incurred to Date	Estimate	Incurred to Date	Estimate	Incurred to Date	Estimate	Incurred to Date
Capital Improvements	<i>Project Delivery</i>		\$103,656,838	\$103,656,838	\$58,360,440	\$155,956		\$8,485,210		\$274,436		\$7,140,921		\$31,874,255		\$10,585,618		
NTTA System Construction Projects	PGBT Eastern Extension	C	\$958,000,000	\$538,912,000	\$572,965,583	\$161,058,000	\$14,596,997	\$29,496,869	\$14,501,941	\$3,081,016	\$30,549,825	\$24,544,107	\$730,518,629	\$397,668,349	\$7,562,608	\$3,827,997	\$160,270,000	\$114,347,245
	Sam Rayburn Tollway	E	\$638,810,700	\$638,810,700	\$622,199,777	\$14,047,513	\$13,510,118	\$27,199,461		\$13,886,981	\$43,968,075	\$40,731,441	\$550,016,693	\$511,027,941	\$20,405,414	\$9,683,748	\$10,910,400	\$19,670,205
	<i>DNT 4th Lane</i>	E	\$115,266,781	\$115,266,781	\$155,529		\$3,801,902	\$16,954	\$1,789,130	\$138,575	\$6,261,957		\$97,507,608		\$2,926,184		\$2,980,000	
	<i>DNT/PGBT Interchange & Ramp Modifications</i>	E	\$143,834,504	\$143,834,504	\$432,485		\$4,295,153	\$365,407	\$2,021,249	\$67,078	\$9,600,931		\$110,158,050		\$3,215,359		\$14,543,762	
	PGBT Widening between I-35E and SH 78	A	\$78,343,976	\$78,343,976	\$3,696,313		\$3,360,743	\$1,183,615	\$956,145	\$201,544	\$4,780,727	\$2,299,991	\$68,523,757	\$11,163	\$722,604			
Special System Construction Projects	PGBT Western Extension (SH 161)	C	\$546,598,381	\$534,598,381	\$458,987,957	\$12,000,000	\$16,192,714	\$19,600,753	\$5,196,492	\$6,208,736	\$14,520,140	\$3,347,335	\$496,862,796	\$422,880,521	\$12,146,440	\$5,198,087	\$1,679,799	\$1,752,525
	Chisholm Trail Parkway	A	\$1,397,143,856	\$859,792,883	\$437,683,482	\$74,795,020	\$38,681,458	\$33,997,017	\$17,914,320	\$14,712,690	\$54,965,803	\$40,986,003	\$904,966,252	\$256,867,102	\$11,144,870	\$231,020	\$369,471,153	\$90,889,650
Corridors Under Study	DNT Phase 4A	F			\$3,138,856	\$14,120		\$1,915,477		\$1,132,746		\$90,633						
	DNT Phase 4B/5A	E			\$4,286,870		\$2,313,641		\$1,973,229									
	SH 170	F			\$4,773,719		\$3,277,699		\$1,445,792		\$50,228							
	SH 360	F			\$6,157,576		\$3,706,439		\$2,426,682		\$24,455							
	Trinity Parkway	E	\$1,788,839,702		\$32,193,787	\$25,062,827	\$46,201,732	\$7,257,268	\$30,801,154	\$989,389	\$123,204,618	\$23,824,175	\$1,385,040,611		\$10,841,476		\$192,750,111	\$122,955
	SH 190/East Branch	F																

Notes:

Pending contract values have not historically been included in the Monthly Corridor Program Status.

This report shows costs incurred against NTTA contracts.

Dollar values are rounded to the nearest even dollar, creating a potential for a \$1 discrepancy in summed numbers.

PGBT EE: TxDOT's portion of PGBT Eastern Extension is \$413,800,000. Contract 02067 with TxDOT included a toll equity grant of \$160,270,000 which was to be used primarily to discharge ROW and utility associated costs. The cities of Garland (02071), Rowlett (02072) and Sachse (02066) are participating in the \$160,270,000 toll equity grant with contributions to TxDOT for 10 percent of the ROW costs for acquisition within their respective city limits.

Chisholm Trail Parkway: Currently TxDOT's portion of the cost is \$154,311,413, ARRA funding provides \$116,655,337 and the City of Fort Worth's portion of the cost at this time is approximately \$59,476,000. NCTCOG through TxDOT is allocating \$205,470,000.

Trinity Parkway: The total project estimate listed at \$1,788,839,702 is based on Alternative 3c, which is one of the alternatives under consideration at this time. The Alternative 3c estimate has merely been included in this instance as a representative value for all the alternatives under consideration.

SH 190/East Branch: No monthly Corridor Program Status report provided at this time; under TxDOT development.

Legend	
 Information is not available	
<i>Italic: Updated total estimate and/or NTTA cost</i>	
Level F = Feasibility	Administration = PMO and corridor management
Level E = Schematic	Planning = Environmental, schematic, traffic and revenue services
Level D = 30% Design	Design = Final design services
Level C = 60% Design	Construction = Construction and construction management
Level B = 90% Design	Tolling Equipment = Electronic tolling and intelligent transportation system equipment
Level A = 100% or Engineer's Estimate	Other (ROW) = ROW and utility purchase and management



Capital Improvement Program Status As of December 31, 2012

All-Electronic Toll Collection Conversion



Work Breakdown Structure			Estimate	Contract Actions					Expenditures	Summary Report	
Description	Contract Number	Contractor/Consultant	Contract Award	Contract Changes	Committed Contract Value	Number Of Contract Changes	Percent Change	Costs Incurred	Estimate At Completion	Status	Percent Incurred
All-ETC Program											
Administration (Includes Corridor Management and Legal)			\$12,619,000								
Program Management	02005-NTT-00-PS-AD : TO 602	HNTB Corporation	\$123,971		\$123,971			\$123,971	\$123,971	*	100.0%
Program Management	02005-NTT-00-PS-AD : TO 606	HNTB Corporation	\$32,709		\$32,709			\$32,709	\$32,709	*	100.0%
Administration and Support Services	02005-NTT-00-PS-AD : WA 01 OP	HNTB Corporation	\$247,000	-\$233	\$246,767	2	-0.09%	\$246,767	\$246,767	*	100.0%
Program Management	02005-NTT-00-PS-AD : WA 05 AD	HNTB Corporation	\$317,000	-\$63,200	\$253,800	1	-19.94%	\$253,800	\$253,800	*	100.0%
Program Management FY-2008	02005-NTT-00-PS-AD : WA 11-01 PM	HNTB Corporation	\$2,039,600	-\$536,551	\$1,503,049	1	-26.31%	\$1,503,049	\$1,503,049	*	100.0%
Program Management FY-2009	02005-NTT-00-PS-AD : WA 13 PM	HNTB Corporation	\$3,393,155	-\$1,590,399	\$1,802,756	2	-46.87%	\$1,802,756	\$1,802,756	*	100.0%
Program Management FY-2010	02005-NTT-00-PS-AD : WA 15 PM	HNTB Corporation	\$915,340	\$433,705	\$1,349,045	4	47.38%	\$1,349,045	\$1,349,045	*	100.0%
Program Management FY-2011	02005-NTT-00-PS-AD : WA 17 PM	HNTB Corporation	\$242,400	-\$190,853	\$51,547	6	-78.73%	\$51,547	\$51,547	*	100.0%
Project Management	02058-NTT-00-PS-EN : TO 01	Atkins North America, Inc.	\$75,000	-\$145	\$74,855	1	-0.19%	\$74,855	\$74,855	*	100.0%
Production Management FY-2008	02058-NTT-00-PS-EN : WA 08	Atkins North America, Inc.	\$33,401		\$33,401			\$33,401	\$33,401	*	100.0%
Production Management FY-2009	02058-NTT-00-PS-EN : WA 09 ETC	Atkins North America, Inc.	\$502,918	-\$400,230	\$102,688	2	-79.58%	\$102,688	\$102,688	*	100.0%
Production Management FY 2010	02058-NTT-00-PS-EN : WA 10	Atkins North America, Inc.	\$90,500	-\$21,599	\$68,901	1	-23.87%	\$68,901	\$68,901	*	100.0%
Project Management FY 2008	02360-NTT-00-PS-PM	Atkins North America, Inc.	\$241,233		\$241,233	1		\$179,973	\$179,973	*	74.6%
Project Management FY 2009	02624-NTT-00-PS-AD : WA 01	Atkins North America, Inc.	\$471,409	-\$121,642	\$349,767	2	-25.80%	\$349,767	\$349,767	*	100.0%
Project Management FY 2010	02624-NTT-00-PS-AD : WA 02	Atkins North America, Inc.	\$551,609	-\$67,153	\$484,456	1	-12.17%	\$484,456	\$484,456	*	100.0%
Technical Support	DNT-544 : WA 2008-09 ETC	CDM Smith, Inc.	\$7,717		\$7,717			\$7,717	\$7,717	*	100.0%
Traffic & Revenue Studies	DNT-544 : WA 2008-10	CDM Smith, Inc.	\$320,300		\$320,300			\$266,719	\$266,719	*	83.3%
SUBTOTAL			\$9,605,262	-\$2,558,300	\$7,046,962	24		\$6,932,121			
DNT Segments 1-4 - MLG & Ramp ETC Conversion											
Administration (Includes Corridor Management and Legal)											
Program Management FY-2011	02005-NTT-00-PS-AD : WA 17 PM	HNTB Corporation	\$816,000	-\$175,965	\$640,035	6	-21.56%	\$640,035	\$640,035	*	100.0%
Design			\$5,850,000								
DNT Segment 1 - Design of Ramp Toll Plazas	02107-DNT-01-PS-EN	Half Associates, Inc.	\$658,132	\$337,739	\$995,871	5	51.32%	\$995,871	\$995,871	*	100.0%
DNT Segment 2 - MLG Conversion	02294-DNT-02-PS-PM : TO 01	Lamb-Star Engineering, LP	\$685,539	\$427,500	\$1,113,039	1	62.36%	\$1,113,039	\$1,113,039	*	100.0%
DNT Segments 2 & 3 - MLG Ramps	02295-DNT-00-PS-PM : TO 02	Kimley-Horn & Associates, Inc.	\$800,481	\$584,717	\$1,385,198	3	73.05%	\$1,385,198	\$1,385,198	*	100.0%
DNT Segment 4 - MLG and Ramp Conversion	02296-DNT-04-PS-PM	Half Associates, Inc.	\$336,000	-\$132,017	\$203,983	3	-39.29%	\$203,983	\$203,983	*	100.0%
DNT Segment 3 - MLG Conversion	02301-DNT-03-PS-PM	Michael Baker Jr., Inc.	\$497,246	\$340,799	\$838,045	3	68.54%	\$838,045	\$838,045	*	100.0%
Construction (Includes Construction Management)			\$40,950,000								
Segment 1 - Ramp Plaza Asbestos Survey/Environmental Assessment	02023-NTT-00-PS-MA : TO 55	Jacobs Engineering Group, Inc.	\$9,200		\$9,200			\$7,991	\$7,991	*	86.9%
Online Plan Room Services	02344-NTT-00-GS-PM	Thomas Repographics, Inc.	\$12,015		\$12,015			\$12,015	\$12,015	*	100.0%
DNT Segments 1 - 4 Utility Coordination Support	02671-NTT-00-PS-PM : WA 02	U.S. Right of Way Acquisition Company, Inc.	\$158,200	\$6,564	\$164,764	4	4.15%	\$164,764	\$164,764	*	100.0%
Ramp Plaza and MLG Construction Management	02843-DNT-00-PS-PM : WA 01	Kellogg Brown & Root Services, Inc.	\$957,800	\$107,726	\$1,065,526	3	11.25%	\$1,063,884	\$1,065,526	*	99.8%
DNT Fiber Optic Relocation	02857-DNT-00-CN-IT	Power Engineers, Inc.	\$1,198,995	\$150,247	\$1,349,242	3	12.53%	\$1,200,410	\$1,349,242	*	89.0%
DNT Segment 2 & MLG-3 Fabrication & Delivery of Steel	02861-DNT-00-CN-PM	AUI Contractors, LLC	\$1,252,530		\$1,252,530			\$1,252,530	\$1,252,530	*	100.0%
DNT Segment 4 - Ramp Gantry Construction	02865-DNT-04-CN-PM	Rebcon, Inc.	\$2,789,215	-\$15,813	\$2,773,402	11	-0.57%	\$2,773,402	\$2,773,402	**	100.0%
DNT Segment 3 - Ramp Gantry Construction	02866-DNT-03-CN-PM	Austin Bridge & Road, LP	\$753,152	-\$75,786	\$677,366	5	-10.06%	\$677,366	\$677,366	**	100.0%
DNT Segment 1 - Ramp Gantry ETC Conversion	02867-DNT-01-CN-PM	Gibson & Associates, Inc.	\$6,187,637	\$70,777	\$6,258,414	47	1.14%	\$6,094,046	\$6,258,414	*	97.4%
DNT Segments 2 & 3 - MLG and Ramp Gantry Construction	02868-DNT-00-CN-PM	Austin Bridge & Road, LP	\$12,273,061	\$1,177,273	\$13,450,334	25	9.59%	\$12,947,907	\$13,361,495	*	96.3%
DNT Segments 1 - 3 Construction Management Services	02937-DNT-00-PS-PM : WA 01-01	McDonough Associates, Inc.	\$954,614	\$81,534	\$1,036,148	1	8.54%	\$1,036,106	\$1,036,106	**	100.0%
DNT Segment 2 & MLG-3 Electrical	03002-DNT-00-UR-PM	Denton County Electric Cooperative, Inc.	\$7,650		\$7,650			\$6,143	\$6,143	*	80.3%
DNT Segment 2 & MLG-3 Gas	03004-DNT-00-UR-PM	Oncor Electric Delivery Co.	\$8,437	\$6,126	\$14,562	2	72.61%	\$14,562	\$14,562	*	100.0%
DNT ETC Utility Services	03194-DNT-02-UR-PM	Atmos Energy Corporation, Inc.	\$121,839		\$121,839			\$116,037	\$116,037	*	95.2%
Miscellaneous Costs (Advertising, Equipment & Installation)	Multiple Contracts/Purchase Orders	Multiple Providers	\$46,907		\$46,907			\$46,907	\$46,907	*	100.0%
ITS and Toll Gantry Equipment			\$4,500,000								
All-ETC Conversion Work: Access Control and CCTV	02105-NTT-00-GS-IT	Securenet, Inc.	\$148,334		\$148,334			\$148,334	\$148,334	*	100.0%
Vehicle Enforcement System (VES) Intelligent Cameras	02786-NTT-00-GS-IT : TO 03	JAI, Inc.	\$1,225,361		\$1,225,361			\$1,225,361	\$1,225,361	*	100.0%
Uninterruptible Power Supplies	02902-NTT-00-GS-IT	Falcon Electric, Inc.	\$212,644		\$212,644			\$212,644	\$212,644	*	100.0%
Gantry Equip. Brackets & Racked Chassis Fabrication	02989-NTT-00-GS-IT	Hydro Fabrication, Inc.	\$57,140		\$57,140			\$57,140	\$57,140	*	100.0%
Cisco Network Equipment	02997-DNT-00-IL-IT	Southwestern Bell Telephone Co.	\$293,743		\$293,743			\$202,610	\$202,610	*	69.0%
ETC Network Equipment	02998-NTT-00-IL-IT	Graybar Electric Co., Inc.	\$352,127		\$352,127			\$318,139	\$318,139	*	90.3%
ETC VTC Adapter Equipment	03009-NTT-00-GS-IT	Zalmen Reiss & Associates, Inc.	\$60,678		\$60,678			\$20,446	\$20,446	*	33.7%
ITS Equipment	03031-NTT-00-GS-IT	Transcore Holdings, Inc.	\$1,037,500		\$1,037,500			\$1,037,500	\$1,037,500	*	100.0%
All-ETC Conversion Consulting	03139-NTT-00-IL-IT : TO 05	Go IT Services, Inc.	\$56,854		\$56,854			\$56,854	\$56,854	*	100.0%
All-ETC Conversion DNT - WS-C3	03204-NTT-00-IL-IT : TO 02	Southwestern Bell Telephone Co.	\$22,213		\$22,213			\$22,213	\$22,213	*	100.0%
All-ETC Conversion SmartNet	03416-NTT-00-IL-IT : TO 01	Southwestern Bell Telephone Co.	\$10,182		\$10,182			\$10,182	\$10,182	*	100.0%
Miscellaneous Costs (Advertising, Equipment & Installation)	Multiple Contracts/Purchase Orders	Multiple Providers	\$305,156		\$305,156			\$305,156	\$305,156	*	100.0%
SUBTOTAL			\$34,306,582	\$2,891,421	\$37,198,002	122		\$36,206,820			
Mountain Creek Lake Bridge - MLG ETC Conversion & Pavement Approach											
Design			\$180,000								
MLG Conversion and Pavement Approach	02023-NTT-00-PS-MA : WA 131	Jacobs Engineering Group, Inc.	\$96,010		\$96,010			\$67,667	\$67,667	*	70.5%
MLG Conversion	02294-DNT-02-PS-PM : TO 02	Lamb-Star Engineering, LP	\$71,580	\$47,500	\$119,080	1	66.36%	\$119,080	\$119,080	*	100.0%
Construction (Includes Construction Management)			\$390,000								
Construction Management Services	02418-NTT-00-PS-PM : WA 06	HDR Engineering, Inc.	\$20,466		\$20,466	1		\$19,214	\$19,214	*	93.9%
Construction and Modification Services	02936-MCL-00-CN-MA	Gibson & Associates, Inc.	\$97,322	-\$14,528	\$82,793	2	-14.93%	\$82,793	\$82,793	*	100.0%
ITS and Toll Gantry Equipment			\$180,000								
Uninterruptible Power Supplies	02902-NTT-00-GS-IT	Falcon Electric, Inc.	\$7,574		\$7,574			\$7,574	\$7,574	*	100.0%
ETC Network Equipment	02998-NTT-00-IL-IT	Graybar Electric Co., Inc.	\$12,857		\$12,857			\$12,857	\$12,857	*	100.0%
ETC VTC Adapter Equipment	03009-NTT-00-GS-IT	Zalmen Reiss & Associates, Inc.	\$5,056		\$5,056			\$1,704	\$1,704	*	33.7%
ITS Hardware and Software	Purchase Order	Multiple Providers	\$9,556		\$9,556			\$9,556	\$9,556	*	100.0%
SUBTOTAL			\$320,421	\$32,972	\$353,392	4		\$320,445			

(Continued on next page)

Note: The Estimate at Completion includes all currently committed contract values, as well as any pending contract values.

Monthly Project Delivery Report - February 2013

* Indicates contract is closed

** Indicates contract is inactive pending closure

Estimate at Completion for closed or inactive contracts is equal to the Costs Incurred 26



Capital Improvement Program Status As of December 31, 2012

All-Electronic Toll Collection Conversion



Work Breakdown Structure			Estimate	Contract Actions					Expenditures	Summary Report		
Description	Contract Number	Contractor/Consultant		Contract Award	Contract Changes	Committed Contract Value	Number Of Contract Changes	Percent Change	Costs Incurred	Estimate At Completion	Status	Percent Incurred
Addison Airport Tunnel - MLG ETC Conversion												
Design												
MLG Conversion	02295-DNT-00-PS-PM : TO 01	Kimley-Horn & Associates, Inc.	\$420,000	\$199,398	\$175,471	\$374,869	3	88.00%	\$374,869	\$374,869	*	100.0%
Construction (includes Construction Management)												
All-ETC Construction and Modifications	02863-AAT-00-CN-PM	Gibson & Associates, Inc.	\$150,000	\$221,572	-\$23,248	\$198,324	5	-10.49%	\$198,324	\$198,324	*	100.0%
Construction Management Services	02937-DNT-00-PS-PM : WA 01-02	McDonough Associates, Inc.		\$29,524		\$29,524			\$29,476	\$29,476	*	99.8%
Miscellaneous Costs (Advertising & Reproduction)	Multiple Contracts/Purchase Orders	Multiple Providers		\$4,741		\$4,741			\$4,741	\$4,741	*	100.0%
ITS and Toll Gantry Equipment												
Uninterruptible Power Supplies	02902-NTT-00-GS-IT	Falcon Electric, Inc.	\$180,000	\$15,169		\$15,169			\$15,169	\$15,169	*	100.0%
Cisco Network Equipment	02997-DNT-00-IL-IT : TO 05	Southwestern Bell Telephone Co.		\$6,257		\$6,257			\$4,316	\$4,316	*	69.0%
ETC Network Equipment	02998-NTT-00-IL-IT	Graybar Electric Co., Inc.		\$25,749		\$25,749			\$25,749	\$25,749	*	100.0%
ETC VTC Adapter Equipment	03009-NTT-00-GS-IT	Zalmen Reiss & Associates, Inc.		\$2,528		\$2,528			\$852	\$852	*	33.7%
SUBTOTAL				\$504,938	\$152,223	\$657,161	8		\$653,496			
PGBT - MLG 6 to MLG 10 & Ramps ETC Conversion												
Administration (includes Corridor Management and Legal)												
Program Management FY-2012	02005-NTT-00-PS-AD : WA 19-04 PM	HNTB Corporation		\$267,339		\$267,339			\$228,379	\$267,339		85.4%
Program Management FY-2013	03425-NTT-00-PS-PM : WA 01-01	HNTB Corporation		\$311,089		\$311,089				\$311,089		
Design												
Rate Signage for Ramps	02023-NTT-00-PS-MA : WA 106	Jacobs Engineering Group, Inc.	\$1,400,000	\$82,284		\$82,284			\$65,787	\$65,787	*	80.0%
Rate Signage for Main Lane Gantries	02023-NTT-00-PS-MA : WA 108	Jacobs Engineering Group, Inc.		\$27,290		\$27,290			\$25,555	\$25,555	*	93.6%
Mainlane Gantries 6-10	02462-PGB-00-PS-PM	Olhon, Inc.		\$500,000		\$500,000	1		\$499,991	\$499,991	*	100.0%
Ramps, Phases 1 & 2 Gantries	02463-PGB-00-PS-PM	Lina T. Ramey and Associates, Inc.		\$749,999	\$109,784	\$859,783	3	14.64%	\$842,222	\$859,783		98.0%
Construction (includes Construction Management)												
Phase 1 Construction Management Services	02056-NTT-00-PS-EN : WA 64	Kellogg Brown & Root Services, Inc.	\$8,030,000	\$267,253	\$25,667	\$292,920	2	9.60%	\$292,920	\$292,920	*	100.0%
Sign Installation	02218-PGB-00-CN-MA : WO 05 CO5	Highway Technologies, LP		\$252,552		\$252,552			\$252,552	\$252,552	*	100.0%
Online Plan Room Services	02344-NTT-00-GS-PM : TO 08	Thomas Reprographics, Inc.		\$5,814		\$5,814			\$5,814	\$5,814	*	100.0%
PGBT Phase 2 Construction Management Services	02418-NTT-00-PS-PM : WA 15	HDR Engineering, Inc.		\$299,016		\$299,016			\$18,708	\$299,016		6.3%
Phase 1 Construction	02607-PGB-00-CN-PM	Gibson & Associates, Inc.		\$2,780,492	\$58,162	\$2,838,654	9	2.09%	\$2,838,654	\$2,838,654	*	100.0%
Ramp Gantry Phase 2 - ETC Construction Services	03214-PGB-00-CN-PM	Rebcon, Inc.		\$5,940,230		\$5,940,230			\$710,860	\$5,940,230		12.0%
Ramp Gantry Phase 2 - ETC Material Testing Services	03215-PGB-00-PS-PM : WA 01	Pave-Tex, Inc.		\$56,797		\$56,797				\$56,797		
Miscellaneous Costs (Advertising & Reproduction)	Multiple Purchase Orders	Multiple Providers		\$6,128		\$6,128			\$6,128	\$6,128		100.0%
ITS and Toll Gantry Equipment												
Remove Inactive CCTV & Access Control Equip. (30 Ramps)	02105-NTT-00-CS-IT : WA 115	Securenet, Inc.		\$24,677		\$24,677			\$24,677	\$24,677	*	100.0%
All-ETC Conversion work: Access Control and CCTV	02105-NTT-00-CS-IT : WA 54	Securenet, Inc.		\$58,958	-\$21,091	\$37,867	2	-35.77%	\$37,867	\$37,867	*	100.0%
MLG All-ETC Implementation	02289-NTT-00-GS-IT : TO 01	Southwestern Bell Telephone Co.		\$150,350		\$150,350			\$150,350	\$150,350	*	100.0%
Uninterruptible Power Supply	02458-SH121-00-GS-IT : TO 04	Falcon Electric, Inc.		\$55,224		\$55,224			\$55,224	\$55,224	*	100.0%
Uninterruptible Power Supply	02617-SH121-00-GS-IT	Falcon Electric, Inc.		\$197,047		\$197,047			\$197,047	\$197,047	*	100.0%
PGBT All-ETC Implementation	02776-NTT-00-GS-MA : TO 02	3M Company		\$4,818		\$4,818			\$4,818	\$4,818	*	100.0%
Vehicle Enforcement System (VES) Intelligent Cameras	02786-NTT-00-GS-IT : TO 04	JAI, Inc.		\$854,092		\$854,092			\$854,092	\$854,092	**	100.0%
Gantry Equipment Brackets & Racked Chassis Fabrication	02989-NTT-00-GS-IT : TO 05	Hydro Fabrication, Inc.		\$55,123		\$55,123			\$55,123	\$55,123	*	100.0%
ETC Network Equipment	02998-NTT-00-IL-IT : TO 07	Graybar Electric Co., Inc.		\$39,267		\$39,267			\$39,267	\$39,267	*	100.0%
Teleconverters for Video Tolling Cameras	03007-NTT-00-GS-IT : TO 01	Zalmen Reiss & Associates, Inc.		\$36,274		\$36,274			\$36,274	\$36,274	*	100.0%
SmartNet	03130-NTT-00-GS-IT : TO 01	Southwestern Bell Telephone Co.		\$13,086		\$13,086			\$13,086	\$13,086	*	100.0%
PGBT ETC Online Planroom Services	03206-NTT-00-GS-PM : TO 06	Thomas Reprographics, Inc.		\$2,485		\$2,485			\$2,485	\$2,485		100.0%
Uninterruptible Power Supplies (UPS)	03292-NTT-00-IL-IT : TO 01	Falcon Electric, Inc.		\$58,820		\$58,820			\$58,820	\$58,820	*	100.0%
All-ETC Conversion Catalyst	03416-NTT-00-IL-IT : TO 02	Southwestern Bell Telephone Co.		\$21,596		\$21,596			\$21,596	\$21,596	*	100.0%
VES Alternative Development	CIF-143 : TO 03	Information Methods, Inc.		\$84,902		\$84,902			\$84,902	\$84,902	*	100.0%
ETC Conversion	DNT-383	Electronic Transaction Consultants Corp.		\$552,524		\$552,524			\$552,524	\$552,524	*	100.0%
ETC Conversion, PGBT	DNT-483 : TO 01	Transcore Holdings, Inc.		\$1,170,455		\$1,170,455			\$1,170,455	\$1,170,455	*	100.0%
ITS Hardware and Software	Multiple Purchase Orders	Multiple Providers		\$3,453,746		\$3,453,746			\$3,453,746	\$3,453,746		100.0%
SUBTOTAL				\$18,379,727	\$172,522	\$18,552,249	17		\$12,599,923			
TOTAL			\$80,399,000	\$63,116,930	\$690,838	\$63,807,766	175		\$56,712,805			
Reimbursements to NTTA												
Replace and Relocate Existing Water, Wastewater Lines	03044-DNT-00-IL-PM	City of Dallas Water Utilities		\$155,956		\$155,956			\$155,956	\$155,956	*	
SUBTOTAL				\$155,956		\$155,956			\$155,956			
TOTAL PROJECT DELIVERY COSTS			\$80,399,000	\$62,960,974	\$690,838	\$63,651,810	175		\$56,556,849			
All-ETC Backoffice System Support (Not Part of Project Delivery Budget)				\$12,201,000								
TOTAL NTTA PROJECT BUDGET			\$92,600,000									

Note: The Estimate at Completion includes all currently committed contract values, as well as any pending contract values.

Monthly Project Delivery Report - February 2013

* Indicates contract is closed
** Indicates contract is inactive pending closure

Estimate at Completion for closed or inactive contracts is equal to the Costs Incurred 27



Monthly Corridor Program Status As of December 31, 2012

President George Bush Turnpike Eastern Extension



Work Breakdown Structure			Estimate	Contract Actions					Expenditures	Summary Report		
Description	Contract Number	Contractor/Consultant	Level C	Contract Award	Contract Changes	Committed Contract Value	Number Of Contract Changes	Percent Change	Costs Incurred	Estimate At Completion	Status	Percent Incurred
Administration (Includes Corridor Management and Legal)			\$14,596,997									
GEC Services	02005-NTT-00-PS-AD : TO 104	HNTB Corporation		\$871,533		\$871,533			\$871,533	\$871,533	**	100.0%
GEC Services	02005-NTT-00-PS-AD : WA 01 AD	HNTB Corporation		\$292,000		\$91,720			\$91,720	\$91,720	**	100.0%
Design Management	02005-NTT-00-PS-AD : WA 01 EN	HNTB Corporation		\$3,240,564	-\$52,641	\$3,187,923	3	-68.59%	\$3,168,374	\$3,168,374	**	99.4%
PMO Project Management	02005-NTT-00-PS-AD : WA 06 PM	HNTB Corporation		\$375,900	-\$13,085	\$362,815	2	-3.48%	\$362,815	\$362,815	**	100.0%
PMO Project Management FY-2008	02005-NTT-00-PS-AD : WA 10-06 PM	HNTB Corporation		\$2,960,000	-\$900	\$2,959,100	1	-0.03%	\$2,959,100	\$2,959,100	**	100.0%
PMO Project Management FY-2009	02005-NTT-00-PS-AD : WA 12-06 PM	HNTB Corporation		\$3,759,068	\$122,432	\$3,881,500	2	3.26%	\$3,881,500	\$3,881,500	**	100.0%
PMO Project Management FY-2010	02005-NTT-00-PS-AD : WA 15-04 PM	HNTB Corporation		\$2,421,908	\$1,156,300	\$3,578,208	4	47.74%	\$3,578,208	\$3,578,208	**	100.0%
PMO Project Management FY-2011	02005-NTT-00-PS-AD : WA 17-04 PM	HNTB Corporation		\$3,204,000	-\$344,198	\$2,859,802	6	-10.74%	\$2,859,802	\$2,859,802	**	100.0%
PMO Project Management FY-2012	02005-NTT-00-PS-AD : WA 19-08 PM	HNTB Corporation		\$1,307,612		\$1,307,612			\$1,307,612	\$1,307,612	**	94.8%
PMC Project Management FY-2013	03425-NTT-00-PS-PM : WA 01-05	HNTB Corporation		\$193,205		\$193,205			\$193,205	\$193,205	**	100.0%
Production Management Services	02058-NTT-00-PS-EN : WA 04 EE	Atkins North America, Inc.		\$205,800	-\$1,496	\$204,304	1	-0.73%	\$204,304	\$204,304	**	100.0%
Production Management Services FY-2009	02058-NTT-00-PS-EN : WA 09 EE	Atkins North America, Inc.		\$161,974	-\$122,562	\$39,412	3	-75.67%	\$39,412	\$39,412	**	100.0%
Production Management Services FY-2010	02058-NTT-00-PS-EN : WA 10 EE	Atkins North America, Inc.		\$20,400	-\$5,297	\$15,103	1	-25.97%	\$15,103	\$15,103	**	100.0%
EPDS Support Consulting Services FY 2011 - 2012	03139-NTT-00-IL-IT : TO 01 A	Go IT Services, Inc.		\$162,639	\$121,989	\$284,628	1	75.01%	\$284,628	\$284,628	**	98.8%
Legal Services	DNT-525	Locke Lord Bissell & Liddell, LLP		\$9,923,750		\$9,923,750			\$9,923,750	\$9,923,750	**	100.0%
Miscellaneous Costs (Postage & Delivery, Public Events, etc.)	Multiple Contracts/Purchase Orders	Multiple Providers		\$19,884		\$19,884			\$19,884	\$19,884	**	100.0%
SUBTOTAL				\$29,120,237	\$660,262	\$29,780,499	25		\$29,496,869			
Planning			\$14,501,941									
T&R Estimates	DNT-244 : WA 04-02	CDM Smith, Inc.		\$110,700	\$8,000	\$118,700	1	7.23%	\$118,700	\$118,700	*	100.0%
Investment Grade Study	DNT-544 : WA 2005-07 EE	CDM Smith, Inc.			\$228,700	\$228,700	3		\$228,700	\$228,700	*	99.0%
Turning Movements Estimation	DNT-544 : WA 2005-09	CDM Smith, Inc.		\$32,000		\$32,000			\$32,000	\$32,000	*	76.4%
Network Coding	DNT-544 : WA 2007-03 Pt 1	CDM Smith, Inc.		\$5,000		\$5,000			\$5,000	\$5,000	*	97.4%
Traffic Projections	DNT-544 : WA 2007-05	CDM Smith, Inc.		\$30,000		\$30,000			\$30,000	\$30,000	*	96.1%
T&R Evaluation Update	DNT-544 : WA 2007-15	CDM Smith, Inc.		\$176,000	\$60,000	\$236,000	1	34.09%	\$217,552	\$217,552	*	92.2%
Miscellaneous Technical Support (On-Call)	DNT-544 : WA 2007-21 EE	CDM Smith, Inc.		\$8,000		\$8,000			\$8,000	\$8,000	*	88.9%
Project Agreement Amendment Assistance	DNT-544 : WA 2011-01 Pt 4 EE	CDM Smith, Inc.		\$14,236		\$14,236			\$14,236	\$14,236	*	100.0%
Schematic/EIS	FSF-73	Jacobs Engineering Group, Inc.		\$2,732,930	\$232,471	\$2,965,401	3	8.51%	\$1,976,062	\$1,976,062	*	66.6%
Miscellaneous Financing Costs	Multiple Contracts/Purchase Orders	Multiple Providers		\$1,103,156	\$30,600	\$1,133,756	2	2.77%	\$461,686	\$1,037,518	*	40.7%
Miscellaneous Costs (Advertising, etc.)	Multiple Purchase Orders	Multiple Providers		\$1,048		\$1,048			\$1,048	\$1,048	**	100.0%
SUBTOTAL				\$4,213,070	\$559,771	\$4,772,841	10		\$3,081,016			
Design			\$30,549,825									
PGBT Frontage Box	02005-NTT-00-PS-AD : TO 147	HNTB Corporation		\$906		\$906			\$906	\$906	**	100.0%
Landscape On-Call Support	02005-NTT-00-PS-AD : TO 323	HNTB Corporation		\$2,668		\$2,668			\$2,668	\$2,668	**	100.0%
Pavement Design Services	02005-NTT-00-PS-AD : WA 10 EN	HNTB Corporation		\$208,000	-\$78,780	\$129,220	2	-37.88%	\$129,220	\$129,220	**	100.0%
Landscape Design Services	02005-NTT-00-PS-AD : WA 11 MA	HNTB Corporation		\$575,000	\$27,541	\$602,541	2	4.79%	\$602,541	\$602,541	**	100.0%
Section 28 PS&E	02006-PGB-06-PS-EN	Jacobs Engineering Group, Inc.		\$2,792,485	\$1,868,515	\$4,661,000	7	66.91%	\$4,133,867	\$4,661,000	*	88.7%
Section 29 PS&E	02008-PGB-06-PS-EN	Half Associates, Inc.		\$2,080,000	\$1,163,800	\$3,243,800	6	55.95%	\$2,917,195	\$3,243,800	*	89.9%
Section 30 PS&E	02010-PGB-06-PS-EN	PB Americas, Inc.		\$3,011,436	\$3,207,093	\$6,218,529	8	106.50%	\$6,200,159	\$6,218,529	*	99.7%
Section 31 PS&E	02012-PGB-06-PS-EN	Atkins North America, Inc.		\$1,798,557	\$1,220,059	\$3,018,617	6	67.84%	\$3,012,882	\$3,018,617	*	99.8%
Precast MSE Wall Procurement	02023-NTT-00-PS-MA : TO 36	Jacobs Engineering Group, Inc.		\$19,000		\$19,000			\$19,000	\$19,000	*	98.8%
Precast Procurement	02023-NTT-00-PS-MA : WA 77	Jacobs Engineering Group, Inc.		\$112,200	\$66,000	\$178,200	1	58.82%	\$177,534	\$177,534	*	99.6%
Section 30 MSE Wall Design	02023-NTT-00-PS-MA : WA 93	Jacobs Engineering Group, Inc.		\$99,367		\$99,367			\$99,367	\$99,367	*	100.0%
Section 30 MSE Wall Design	02023-NTT-00-PS-MA : WA 98	Jacobs Engineering Group, Inc.		\$269,519	\$301,052	\$570,571	3	111.70%	\$570,556	\$570,556	*	100.0%
Design Review	02056-NTT-00-PS-EN : WA 49	Kellogg Brown & Root Services, Inc.		\$164,519	-\$32,116	\$132,403	1	-19.52%	\$132,403	\$132,403	*	100.0%
Retaining Wall System Engineering Services	02557-NTT-00-PS-PM : WA 01	Kleinfelder Central, Inc.		\$3,498,526		\$3,498,526	5		\$3,498,526	\$3,498,526	*	100.0%
Base Map Data	CIF-161 : WA 01 EE	Aero-Metric, Inc., DBA Markhurd		\$53,085		\$53,085			\$53,085	\$53,085	*	100.0%
Section 28-A Frontage Road	DNT-500	HDR Engineering, Inc.		\$719,259	\$96,991	\$816,250	2	13.48%	\$816,250	\$816,250	*	100.0%
ROW & Design Control Surveying	DNT-531	Dal-Tech Engineering, Inc.		\$1,325,205	\$925,717	\$2,250,922	6	69.85%	\$2,178,200	\$2,250,922	*	96.8%
Miscellaneous Costs (Advertising, etc.)	Multiple Purchase Orders	Multiple Providers		\$872		\$872			\$872	\$872	**	100.0%
SUBTOTAL				\$16,730,604	\$8,765,872	\$25,496,477	49		\$24,544,107			
Construction (Includes Construction Management)			\$656,018,629									
Section 28 Construction Services	02007-PGB-06-CN-EN	Webber, LLC		\$98,539,359	\$1,825,554	\$100,364,913	79	1.85%	\$99,351,372	\$100,364,913	*	99.0%
Section 29 Construction Services	02009-PGB-06-CN-EN	Texas Sterling Construction, LP		\$57,931,781	\$1,694,279	\$59,626,060	45	2.92%	\$58,982,238	\$59,626,060	*	98.9%
Section 30 Construction Services	02011-PGB-06-CN-EN	Zachry Construction Corp.		\$121,867,756	\$7,238,387	\$129,106,143	169	5.94%	\$127,671,995	\$129,106,143	*	98.9%
Section 31 Construction Services	02013-PGB-06-CN-EN	Williams Brothers Construction Co., Inc.		\$56,971,131	\$1,953,585	\$58,924,716	89	3.43%	\$57,658,066	\$58,924,716	*	97.9%
Sections 28 - 32 Asset Data Collection	02023-NTT-00-PS-MA : WA 152	Jacobs Engineering Group, Inc.		\$99,894		\$99,894			\$99,894	\$99,894	*	89.3%
Construction Management, Mockup Precast Wall Panels	02056-NTT-00-PS-EN : TO 08	Kellogg Brown & Root Services, Inc.		\$82,949		\$82,949			\$82,949	\$82,949	*	100.0%
Section 28-A Construction Management	02056-NTT-00-PS-EN : WA 06	Kellogg Brown & Root Services, Inc.		\$45,751	\$16,167	\$61,918	1	35.34%	\$61,918	\$61,918	*	100.0%
Signal Design & Construction/RR Const. Oversight (ILA w/DART)	02057-PGB-06-IL-EN : TO 01	Dallas, Garland & Northeastern Railroad		\$496,320	\$352,780	\$849,100	4	71.08%	\$845,008	\$849,100	**	99.5%
Construction Management Services	02058-NTT-00-PS-EN : WA 08 EE	Atkins North America, Inc.		\$15,345,372	-\$88,623	\$15,256,749	3	-0.58%	\$13,208,318	\$15,256,749	**	86.6%
Material Inspection & Testing Services	02166-NTT-00-IL-EN : TO 02 EE	TxDOT		\$252,909		\$252,909			\$252,909	\$252,909	**	100.0%
Online Plan Room Services	02344-NTT-00-GS-PM : TO 02	Thomas Reprographics, Inc.		\$26,025		\$26,025			\$26,025	\$26,025	**	100.0%
Section 30 Quality Control Materials Testing	02394-PGB-00-PS-PM	AMEC Environment & Infrastructure, Inc.		\$3,570,349	\$680,064	\$4,250,413	1	19.05%	\$2,979,387	\$4,250,413	*	70.1%
Sections 28-31 Quality Assurance Materials Testing	02395-PGB-00-PS-PM	Southwestern Testing Laboratories, LLC		\$919,263		\$919,263			\$919,263	\$919,263	*	98.0%
Environmental Compliance Team	02402-PGB-00-PS-PM	Michael Baker Jr., Inc.		\$2,619,481	\$115,612	\$2,735,093	2	4.41%	\$1,189,014	\$2,735,093	*	43.5%
Section 28 Construction Management Services	02418-NTT-00-PS-PM : WA 01	HDR Engineering, Inc.		\$8,055,943	-\$111,651	\$7,944,292	3	-1.39%	\$6,710,291	\$7,944,292	*	84.5%
Section 29 Construction Management Services	02424-NTT-00-PS-PM : WA 01	Tollway Transportation Team		\$6,177,566	-\$308,748	\$5,868,818	6	-5.00%	\$5,818,325	\$5,868,818	*	99.1%
Section 31 Construction Management Services	02424-NTT-00-PS-PM : WA 02	Tollway Transportation Team		\$3,595,734	\$118,878	\$3,714,612	5	3.31%	\$3,550,723	\$3,714,612	*	95.6%
MSE Wall Forensic Testing	02510-NTT-00-PS-PM : TO 2510-01	Kleinfelder Central, Inc.		\$2,310		\$2,310			\$2,310	\$2,310	*	100.0%
MSE Wall Independent Design Check	02547-NTT-00-PS-PM : TO 02	Terracon Consultants, Inc.		\$30,290		\$30,290			\$30,290	\$30,290	*	100.0%
Additional Shop Dwg Review & Coordination for MSE Wall Evaluations	02589-NTT-00-PS-PM : WA 03	Atkins North America, Inc.		\$147,955	-\$15,329	\$132,627	4	-10.36%	\$132,627	\$132,627	**	100.0%
Quality Assessment Program	02644-NTT-00-PS-PM : WA 01	Raba-Kistner Infrastructure, Inc.		\$2,875,000	-\$1,495,980	\$1,379,020	3	-52.03%	\$1,379,020	\$1,379,020	**	100.0%
Material Inspection & Testing Services FY 2011-2012	02941-NTT-00-IL-PM : TO 01	TxDOT		\$34,120		\$34,120			\$34,120	\$34,120	**	100.0%
Landscape & Irrigation Improvements, Section 28	02435-PGB-06-CN-MA	Greener Pastures Landscape, Inc.		\$706,191		\$706,191			\$706,191	\$706,191	*	100.0%
Landscape & Irrigation Improvements, Section 29	02942-PGB-06-CN-MA	Greener Pastures Landscape, Inc.		\$564,856		\$564,856			\$564,856	\$564,856	*	100.0%
Landscape & Irrigation Improvements, Sections 30-32	02943-PGB-06-CN-MA	Legends Landscapes, LLC								\$1,185,300	*	
Anti-graffiti Coating at I-30/PGBT-EE Interchange	03046-PGB-06-IL-PM	TxDOT Dallas District		\$85,207		\$85,207			\$85,207	\$85,207	**	100.0%
Electrical Service Agreement for Pad Mount Installation at Miles Rd in Sachse	03103-PGB-02-CN-PM	Oncor Electric Delivery Co.		\$43,095		\$43,095			\$43,095	\$43,095	**	61.5%
PGBT-EE Online Plan Room	03206-NTT-00-GS-PM : TO 05	Thomas Reprographics, Inc.		\$3,266		\$3,266			\$3,266	\$3,266	**	100.0%

(Continued on next page)

Note: TxDOT's portion of PGBT Eastern Extension is \$413,800,000. ¹ Contract 02067 with TxDOT included a toll equity grant of \$160,270,000 which was to be used primarily to discharge ROW and utility associated costs. The cities of Garland (02071), Rowlett (02072) and Sachse (02066) are participating in the \$16



Monthly Corridor Program Status As of December 31, 2012

President George Bush Turnpike Eastern Extension



Work Breakdown Structure			Estimate	Contract Actions					Expenditures	Summary Report		
Description	Contract Number	Contractor/Consultant	Level C	Contract Award	Contract Changes	Committed Contract Value	Number Of Contract Changes	Percent Change	Costs Incurred	Estimate At Completion	Status	Percent Incurred
Section 31 Electrical Service Installation South of Miller Road	03235-PGB-06-UR-PM	Oncor Electric Delivery Co.		\$70,057		\$70,057			\$70,057	\$70,057	**	100.0%
Section 29 Electrical Service for Gantry at Hickox Road	03238-PGB-06-UR-PM	Oncor Electric Delivery Co.		\$55,077		\$55,077			\$55,061	\$55,061	**	100.0%
Overhead Service to 3 Signal Light Delivery Points in Rowlett & Sachse, TX	03274-PGB-06-IL-PM	Oncor Electric Delivery Co.		\$1,155		\$1,155			\$1,155	\$1,155	**	100.0%
Section 28 Landscape Construction Management	03374-PGB-06-PS-PM : WA 01	Lamb-Star Engineering, LP		\$182,394		\$182,394			\$182,394	\$182,394		
Sections 30 - 32 Landscape Construction Management	03376-PGB-06-PS-PM : WA 01	Michael Baker Jr., Inc.		\$200,217		\$200,217			\$200,217	\$200,217		
Section 28-A Frontage Roads Construction (SH-78 to NE Pkwy)	DNT-501	Austin Bridge & Road, LP		\$15,842,759	\$167,630	\$16,010,389	11	1.06%	\$15,955,937	\$15,955,937	*	99.7%
Section 32 - I-30 EB Frontage Road Detour Claim	Purchase Order	TxDOT		\$268,744		\$268,744			\$268,744	\$268,744	**	100.0%
Miscellaneous Costs (Advertising, Communications, Reproduction, etc.)	Multiple Contracts/Purchase Orders	Multiple Providers		\$237,291		\$237,291			\$237,291	\$237,291		100.0%
SUBTOTAL				\$397,956,016	\$12,142,605	\$410,098,622	425		\$397,668,349			
ITS and Toll Gantry Equipment			\$7,562,608									
System Infrastructure - Fiber Optics												
Installation of 72F FOC from DNT/PGBT Hut to GE	02289-NTT-00-GS-IT : TO 07	Southwestern Bell Telephone Co.		\$27,459		\$27,459			\$27,459	\$27,459		100.0%
Fiber Optic Cable Installation	03040-PGB-06-CN-IT	MasTec North America, Inc.		\$556,084	\$21,397	\$577,481	3	3.85%	\$548,107	\$577,481		94.9%
ITS System Components												
Provide/Install Fixed IP Cameras on ITS CCTV Poles	02105-NTT-00-CS-IT : WA 105	Securenet, Inc.		\$507,346	\$6,837	\$514,183	1	1.35%	\$514,183	\$514,183	*	100.0%
CCTV and Access Control Equipment Installation	02105-NTT-00-CS-IT : WA 106, 107, 108	Securenet, Inc.		\$72,004		\$72,004			\$72,004	\$72,004	*	100.0%
Gantry Equipment Brackets & Racked Chassis Fabrication	02989-NTT-00-GS-IT : TO 07	Hydro Fabrication, Inc.		\$7,042		\$7,042			\$7,042	\$7,042	*	100.0%
Consulting Services FY 2011 - 2012	03139-NTT-00-IL-IT : TO 01 B	Go IT Services, Inc.		\$151,571	\$16,383	\$167,954	1	10.81%	\$167,954	\$167,954	**	100.0%
Axis Fixed Cameras	03173-NTT-00-GS-IT : TO 01	Medwed Enterprises, Inc.		\$103,398		\$103,398			\$103,398	\$103,398	*	100.0%
DMS Signs	03241-PGB-00-IL-IT	Skyline Products, Inc.		\$249,889		\$249,889			\$249,889	\$249,889	**	100.0%
LED Display Equipment	03242-NTT-00-IL-IT : TO 01	Skyline Products, Inc.		\$12,595		\$12,595			\$12,595	\$12,595	**	100.0%
Vaisala Roadway Weather Information Systems & Software	03251-NTT-00-IL-IT : TO 01	Consolidated Traffic Controls, Inc.		\$38,713		\$38,713			\$38,713	\$38,713	**	100.0%
LC Implementation	CI-143 : TO 01	Information Methods, Inc.		\$8,600		\$8,600			\$8,600	\$8,600	**	100.0%
Preparation & Installation of MLP-6 Radio Equipment, Poles, Cabinets	Multiple Purchase Orders	Central Communications & Electronics, Inc.		\$81,508		\$81,508			\$81,508	\$81,508		100.0%
Miscellaneous Costs (Advertising)	Purchase Order	Multiple Providers		\$1,033		\$1,033			\$1,033	\$1,033		100.0%
ETC System Components												
Vehicle Enforcement System (VES) Intelligent Cameras	02786-NTT-00-GS-IT : TO 06	JAI, Inc.		\$315,002		\$315,002			\$315,002	\$315,002	**	100.0%
Enclosure	02910-NTT-00-CS-IT : TO 03	Graybar Electric Co., Inc.		\$494		\$494			\$494	\$494	*	100.0%
AVI Antennae	03031-NTT-00-GS-IT : TO 05	Transcore Holdings, Inc.		\$21,600		\$21,600			\$21,600	\$21,600	*	100.0%
Uninterruptible Power Supplies (UPS)	03110-NTT-00-IL-IT : TO 01	Falcon Electric, Inc.		\$92,040		\$92,040			\$92,040	\$92,040	**	100.0%
Cabinets and Rails	03121-NTT-00-IL-IT : TO 01	Graybar Electric Co., Inc.		\$201,110		\$201,110			\$201,110	\$201,110	**	100.0%
Rittal A/C Wall Units	03122-NTT-00-GS-IT : TO 01	Cole-Parmer Instrument Company		\$33,670		\$33,670			\$33,670	\$33,670	**	100.0%
Raynox Teleconverters	03272-NTT-00-IL-IT : TO 01	Altex Electronics, Ltd.		\$5,920		\$5,920			\$5,920	\$5,920	**	100.0%
Cable and Installation Supplies	03273-NTT-00-IL-IT : TO 01	Altex Electronics, Ltd.		\$29,803		\$29,803			\$29,803	\$29,803	**	100.0%
Uninterruptible Power Supplies (UPS)	03292-NTT-00-IL-IT : TO 02	Falcon Electric, Inc.		\$47,056		\$47,056			\$47,056	\$47,056	**	100.0%
RITE System Components	DNT-383 : TO 44	Electronic Transaction Consultants Corp.		\$77,114		\$77,114			\$77,114	\$77,114	*	100.0%
Miscellaneous Costs (Advertising, Equipment)	Multiple Purchase Orders	Multiple Providers		\$225,884		\$225,884			\$216,605	\$225,884		95.9%
Network & Backoffice												
Dell PowerEdge M910	03075-NTT-00-IL-IT : TO 01	Austin Ribbon & Computer Supplies, Inc.		\$27,831		\$27,831			\$27,831	\$27,831	**	100.0%
Cisco Network Equipment (DIR-SDD-1368)	03256-PGB-00-IL-IT	Southwestern Bell Telephone Co.		\$443,751		\$443,751			\$441,187	\$441,187	**	99.4%
Enterprise Systems Storage for CSC Upgrade & Video Storage DIR SDD 1418	03334-NTT-00-IL-IT : TO 01	EMC Corporation		\$486,080		\$486,080			\$486,080	\$486,080		100.0%
SUBTOTAL				\$3,824,597	\$44,617	\$3,869,214	5		\$3,827,997			
Others (ROW, Utilities, etc.)			\$160,270,000									
Utility Adjustments	Multiple Contracts	Multiple Providers		\$6,866,777	\$189,666	\$7,056,443	2	2.76%	\$3,677,957	\$3,677,957	**	52.1%
Utility Adjustments	Multiple Contracts	Multiple Providers		\$16,326,172	\$635,221	\$16,961,393	17	3.89%	\$13,859,632	\$13,859,632	*	81.7%
Utility Relocation Construction Management Services	02056-NTT-00-PS-EN : WA 36	Kellogg Brown & Root Services, Inc.		\$264,343	-\$183,503	\$80,840	1	-69.42%	\$80,840	\$80,840	*	100.0%
Archaeology Survey	02383-PGB-06-PS-PM	Geomarine, Inc.		\$272,604	\$57,838	\$330,442	7	21.22%	\$330,442	\$330,442	*	100.0%
Moving of Historic Coyle House	02432-PGB-03-CN-PM	AUI Contractors, LLC		\$786,930	\$62,590	\$849,520	5	7.95%	\$849,520	\$849,520	*	100.0%
Mitigation Banking Credits for Impacts to Waters & Wetlands	02511-PGB-06-GS-PM	South Fork Trinity River Mitigation Bank		\$1,128,600		\$1,128,600			\$1,128,600	\$1,128,600	*	100.0%
Additional Mitigation Banking Credits for Impacts to Waters & Wetlands	02779-PGB-06-GS-PM	South Fork Trinity River Mitigation Bank		\$364,888		\$364,888			\$364,888	\$364,888	*	100.0%
Section 29 Woodland Mitigation	02860-PGB-06-CN-PM	Valleycrest Landscape Development, Inc.		\$237,972		\$237,972			\$227,690	\$237,972		95.7%
ROW Acquisition Consultant	DNT-520	Atkins North America, Inc.		\$5,218,111		\$5,218,111	1		\$5,218,111	\$5,218,111	**	100.0%
ROW Coordination	DNT-520 : WA 06 EE	Atkins North America, Inc.		\$2,835,423		\$2,835,423			\$2,834,563	\$2,834,563	**	100.0%
ROW & Utility Coordination & Utility Inspection Services	DNT-520 : WA 07 EE	Atkins North America, Inc.		\$1,718,443	\$416,747	\$2,135,190	4	24.25%	\$2,135,190	\$2,135,190	*	100.0%
ROW Acquisition & Associated Costs	Multiple Contracts/Purchase Orders	Multiple Providers		\$81,298,222		\$81,298,222			\$81,298,222	\$81,298,222		100.0%
Emergency Repairs of 18" Force Main Valve	Multiple Purchase Orders	City of Rowlett		\$29,969		\$29,969			\$29,969	\$29,969	*	100.0%
Miscellaneous Asbestos Abatement Costs	Multiple Contracts	Multiple Providers		\$2,146,054	\$321,377	\$2,467,430	16	14.98%	\$2,270,490	\$2,270,490	*	92.0%
Miscellaneous Costs (Advertising, Travel Expense, etc.)	Multiple Contracts/Purchase Orders	Multiple Providers		\$41,131		\$41,131			\$41,131	\$41,131		100.0%
SUBTOTAL				\$119,535,639	\$1,499,936	\$121,035,574	53		\$114,347,245			
Construction Contingency			\$74,500,000									
TOTAL			\$958,000,000	\$571,380,163	\$23,673,063	\$595,053,227	567		\$572,965,583			
Reimbursements to NITTA			\$165,558,000									
Toll Equity Agreement ¹	02067-PGB-06-IL-EN	TxDOT		\$160,270,000		\$160,270,000	2		\$160,270,000	\$160,270,000	*	
Design & Construction Accommodations	02072-PGB-06-IL-EN	City of Rowlett		\$788,000		\$788,000			\$788,000	\$788,000	*	
SUBTOTAL				\$161,058,000		\$161,058,000	2		\$161,058,000			
Work Performed by Others			\$253,530,000									
TOTAL NITTA COSTS			\$538,912,000	\$410,322,163	\$23,673,063	\$433,995,227	569		\$411,907,583			

Note: TxDOT's portion of PGBT Eastern Extension is \$413,800,000. ¹ Contract 02067 with TxDOT included a toll equity grant of \$160,270,000 which was to be used primarily to discharge ROW and utility associated costs. The cities of Garland (02071), Rowlett (02072) and Sachse (02066) are participating in the \$160,270,000 toll equity grant with contributions to TxDOT for 10 percent of the ROW costs for acquisition within their respective city limits. The Estimate at Completion includes all currently committed contract values, as well as any pending contract values.



Monthly Corridor Program Status As of December 31, 2012

Sam Rayburn
Tollway



Work Breakdown Structure			Estimate	Contract Actions					Expenditures	Summary Report		
Description	Contract Number	Contractor/Consultant	Level E	Contract Award	Contract Changes	Committed Contract Value	Number Of Contract Changes	Percent Change	Costs Incurred	Estimate At Completion	Status	Percent Incurred
Administration (Includes Corridor Management and Legal)			\$13,510,118									
PMO Project Management	02005-NTT-00-PS-AD : WA 08 PM	HNTB Corporation		\$214,500	-\$10,147	\$204,353	2	-4.73%	\$204,349	\$204,349	**	100.0%
PMO Project Management FY-2008	02005-NTT-00-PS-AD : WA 10-08 PM	HNTB Corporation		\$2,628,600	-\$5	\$2,628,595	1	0.00%	\$2,628,595	\$2,628,595	**	100.0%
PMO Project Management FY-2009	02005-NTT-00-PS-AD : WA 12-08 PM	HNTB Corporation		\$3,476,975	-\$90,101	\$3,386,874	2	-2.59%	\$3,386,874	\$3,386,874	**	100.0%
PMO Project Management FY-2010	02005-NTT-00-PS-AD : WA 15-05 PM	HNTB Corporation		\$1,536,354	\$1,428,968	\$2,965,323	4	93.01%	\$2,965,323	\$2,965,323	**	100.0%
PMO Project Management FY-2011	02005-NTT-00-PS-AD : WA 17-08 PM	HNTB Corporation		\$2,484,000	-\$482,170	\$2,001,830	6	-19.41%	\$2,001,830	\$2,001,830	**	100.0%
PMO Project Management FY-2012	02005-NTT-00-PS-AD : WA 19-09 PM	HNTB Corporation		\$676,605		\$676,605			\$620,327	\$676,605		91.7%
PMC Project Management FY-2013	03425-NTT-00-PS-PM : WA 01-06	HNTB Corporation		\$41,862		\$41,862						
Production Management Services	02058-NTT-00-PS-EN : WA 04 SRT	Atkins North America, Inc.		\$118,724		\$118,724	1		\$118,724	\$118,724	**	100.0%
Production Management Services	02058-NTT-00-PS-EN : WA 08 SRT	Atkins North America, Inc.		\$80,027		\$80,027			\$80,027	\$80,027	**	100.0%
Production Management Services FY-2009	02058-NTT-00-PS-EN : WA 09 SRT	Atkins North America, Inc.		\$53,179	-\$26,811	\$26,368	3	-50.42%	\$26,368	\$26,368	**	100.0%
Production Management Services FY-2010	02058-NTT-00-PS-EN : WA 10 SRT	Atkins North America, Inc.		\$13,600	-\$6,183	\$7,417	1	-45.46%	\$7,417	\$7,417	**	100.0%
Corridor Management	02254-SH121-00-PS-EN	HDR Engineering, Inc.		\$6,973,896	-\$147,657	\$6,826,239	3	-2.12%	\$6,373,992	\$6,826,239	*	93.4%
Design Management	02255-SH121-00-PS-EN	Half Associates, Inc.		\$893,000	\$3,827,000	\$4,720,000	4	428.56%	\$4,581,390	\$4,720,000	*	97.1%
Quality, Scheduling & Production Management	02271-SH121-00-PS-EN	Atkins North America, Inc.		\$299,700		\$299,700			\$299,659	\$299,659	*	100.0%
EPDS Support Consulting Services FY 2011 - 2012	03139-NTT-00-IL-IT : TO 03 A	Go IT Services, Inc.		\$162,639	\$121,988	\$284,627	1	75.01%	\$281,231	\$284,627	*	98.8%
Legal Services	DNT-525	Locke Lord Bissell & Liddell, LLP		\$3,382,049		\$3,382,049			\$3,382,049	\$3,382,049	*	100.0%
Miscellaneous Costs (Postage & Delivery, Public Event Expense)	Multiple Contracts/Purchase Orders	Multiple Providers		\$241,306		\$241,306			\$241,306	\$241,306	*	100.0%
SUBTOTAL				\$23,277,016	\$4,614,882	\$27,891,899	28		\$27,199,461			
Planning												
Planning DNT to US 75	02005-NTT-00-PS-AD : TO 111	HNTB Corporation		\$693,087		\$693,087			\$693,087	\$693,087	**	100.0%
Segments 1 & 2 Denton County	02005-NTT-00-PS-AD : TO 161	HNTB Corporation		\$23,940		\$23,940			\$23,940	\$23,940	**	100.0%
Environmental Planning Services, SRT/US 75 Interchange	02005-NTT-00-PS-AD : WA 02 PD	HNTB Corporation		\$292,000	-\$144,259	\$147,741	1	-49.40%	\$147,741	\$147,741	**	100.0%
Proposal Support Services (US 75 to Denton Creek)	02005-NTT-00-PS-AD : WA 09 EN	HNTB Corporation		\$700,000	-\$673,067	\$26,933	1	-96.15%	\$26,933	\$26,933	**	100.0%
Segment 4 Schematic	02292-SH121-04-PS-PM : WA 01	Jacobs Engineering Group, Inc.		\$1,250,000	-\$8,950	\$1,241,050	1	-0.72%	\$1,241,050	\$1,241,050	*	100.0%
Sketch Level Evaluation, Collin County	DNT-544 : WA 2006-03	CDM Smith, Inc.		\$50,000		\$50,000			\$46,219	\$46,219	*	92.4%
Indep. Econ Review, Stated Pref Survey Calibration, T&R Eval, Research Private Proposers	DNT-544 : WA 2006-07 Pts 1, 2, 3, 5	CDM Smith, Inc.		\$540,000		\$540,000			\$519,437	\$519,437	*	96.2%
Pre-Preliminary T&R Evaluation	DNT-544 : WA 2007-04	CDM Smith, Inc.		\$75,000	\$40,000	\$115,000	1	53.33%	\$114,251	\$114,251	*	99.3%
Indep. Econ Review Update, Invest Grade Study Add'l Data, T&R Est.	DNT-544 : WA 2007-07 Pts 1, 2, 3	CDM Smith, Inc.		\$310,000	\$121,300	\$431,300	3	39.13%	\$425,087	\$425,087	*	98.6%
Miscellaneous Technical Support (On-Call)	DNT-544 : WA 2007-21 SRT	CDM Smith, Inc.		\$2,000		\$2,000			\$1,630	\$1,630	*	81.5%
Traffic Counts Before Opening, Data Collection: Before & After Seg 2 Opening	DNT-544 : WA 2008-13 Pts 1, 2	CDM Smith, Inc.		\$103,800		\$103,800			\$103,619	\$103,619	*	99.8%
Design Modifications Air Quality Analysis, SRT/US 75 Interchange	FSF-46 : TO 04	NCTCOG		\$9,000		\$9,000			\$2,179	\$2,179	*	24.2%
Miscellaneous Costs (Public Event Expense, etc.)	Multiple Contracts/Purchase Orders	Multiple Providers		\$16,442		\$16,442			\$16,442	\$16,442	*	100.0%
Miscellaneous Financing Costs	Multiple Contracts/Purchase Orders	Multiple Providers		\$9,944,997	\$1,807,825	\$11,752,822	2	18.18%	\$10,525,366	\$10,772,403	*	89.6%
SUBTOTAL				\$14,010,266	\$1,142,849	\$15,153,115	9		\$13,886,981			
Design			\$43,968,075									
Landscape On-Call Support	02005-NTT-00-PS-AD : TO 322	HNTB Corporation		\$12,604		\$12,604			\$12,604	\$12,604	**	100.0%
Engineering Report	02005-NTT-00-PS-AD : WA 12 EN	HNTB Corporation		\$190,000	-\$80,585	\$109,415	1	-42.41%	\$109,415	\$109,415	**	100.0%
Landscape Design Services	02005-NTT-00-PS-AD : WA 12-01 MA	HNTB Corporation		\$1,300,000		\$1,300,000	3		\$1,300,000	\$1,300,000	**	100.0%
Asset Management Scale	02016-NTT-00-PS-IT : WA 03	Aero-Metric, Inc., DBA Markhurd		\$24,180		\$24,180			\$24,180	\$24,180	**	100.0%
Aerial Photography Services, McKinney to Grapevine	02016-NTT-00-PS-IT : WA 05	Aero-Metric, Inc., DBA Markhurd		\$113,485		\$113,485			\$113,485	\$113,485	*	100.0%
Aerial Photography Services, McKinney to DNT	02016-NTT-00-PS-IT : WA 06	Aero-Metric, Inc., DBA Markhurd		\$245,320	\$7,430	\$252,750	1	3.03%	\$252,750	\$252,750	**	100.0%
Sand Stockpile Site Layouts - SRT/US 35E	02023-NTT-00-PS-MA : TO 07	Jacobs Engineering Group, Inc.		\$20,000		\$20,000			\$19,461	\$19,461	**	97.3%
Sand Stockpile Design - DNT/SRT	02023-NTT-00-PS-MA : WA 07	Jacobs Engineering Group, Inc.		\$246,188		\$246,188			\$246,158	\$246,158	**	100.0%
Segments 1 & 2 PS&E	02237-SH121-00-PS-EN	Hult-Zollars, Inc.		\$1,645,583	\$176,930	\$1,822,513	3	10.75%	\$1,818,647	\$1,818,647	*	99.8%
Segment 3-N PS&E	02239-SH121-03-PS-EN	Bridgefarmer & Associates, Inc.		\$5,647,529	\$914,634	\$6,562,163	6	16.20%	\$6,562,163	\$6,562,163	*	100.0%
Segment 3-S PS&E	02241-SH121-03-PS-EN	PB Americas, Inc.		\$3,699,558	\$581,769	\$4,281,328	3	15.73%	\$4,144,863	\$4,144,863	*	96.8%
Segment 4 PS&E	02292-SH121-04-PS-PM : WA 02	Jacobs Engineering Group, Inc.		\$14,410,000	\$38,510	\$14,448,510	2	0.27%	\$14,448,510	\$14,448,510	*	100.0%
Segment 4 Construction Phase Engineering Support Services	02292-SH121-04-PS-PM : WA 03	Jacobs Engineering Group, Inc.		\$1,461,100	-\$302,153	\$1,158,947	2	-20.68%	\$1,158,947	\$1,158,947	*	100.0%
Segment 5 PS&E	02361-SH121-05-PS-PM	Rodriguez Transportation Group, Inc.		\$10,500,000	-\$3,604	\$10,496,396	6	-0.03%	\$10,496,396	\$10,496,396	**	100.0%
MSE Wall Independent Design Check	02516-NTT-00-PS-PM : TO 01	Kleinfelder Central, Inc.		\$23,862		\$23,862			\$23,862	\$23,862	*	100.0%
SUBTOTAL				\$39,539,409	\$1,332,931	\$40,872,341	27		\$40,731,441			
Construction (Includes Construction Management)			\$438,010,110									
Segments 1 & 2 Asset Condition Assessment	02023-NTT-00-PS-MA : WA 78	Jacobs Engineering Group, Inc.		\$1,370,000		\$1,370,000			\$1,042,829	\$1,042,829	**	76.1%
Segments 3S & 3N Asset Data Collection	02023-NTT-00-PS-MA : WA 124	Jacobs Engineering Group, Inc.		\$44,592		\$44,592			\$40,330	\$40,330	**	90.4%
Segment 4 Asset Data Collection	02023-NTT-00-PS-MA : WA 151	Jacobs Engineering Group, Inc.		\$65,050		\$65,050			\$59,236	\$65,050	**	91.1%
Segment 5 - Asset Data Collection	02023-NTT-00-PS-MA : WA 155	Jacobs Engineering Group, Inc.		\$62,162		\$62,162			\$62,131	\$62,131	**	100.0%
SRT Construction Management Transition - TxDOT to NTTA	02056-NTT-00-PS-EN : WA 46	Kellogg Brown & Root Services, Inc.		\$220,331		\$220,331			\$220,331	\$220,331	**	100.0%
Segments 1, 2, 3S & 3N Construction Management	02056-NTT-00-PS-EN : WA 48 +TO25	Kellogg Brown & Root Services, Inc.		\$12,244,016	-\$154,088	\$12,089,928	5	-1.26%	\$12,089,928	\$12,089,928	*	100.0%
DNT/SRT Sand Storage Stockpile Construction Management	02056-NTT-00-PS-EN : WA 52	Kellogg Brown & Root Services, Inc.		\$172,188	-\$9,521	\$162,667	1	-5.53%	\$162,664	\$162,664	**	100.0%
Segment 4 Construction Management	02056-NTT-00-PS-EN : WA 53	Kellogg Brown & Root Services, Inc.		\$16,475,421	-\$1,516,309	\$14,959,112	7	-9.20%	\$14,089,270	\$14,089,270	**	94.2%
Segment 5 Construction Management	02056-NTT-00-PS-EN : WA 66	Kellogg Brown & Root Services, Inc.		\$6,716,182	\$34,534	\$6,750,716	3	0.51%	\$6,750,697	\$6,750,697	**	100.0%
Material Inspection & Testing Services	02166-NTT-00-IL-EN : TO 05 SRT	TxDOT		\$673,052		\$673,052			\$673,052	\$673,052	**	100.0%
Segments 1 & 2 Const. Pavement Markings, Signing & Sound Walls	02238-SH121-00-CN-EN	Austin Bridge & Road, LP		\$10,462,209	\$75,626	\$10,537,835	31	0.72%	\$10,160,150	\$10,160,150	*	96.4%
Segment 3-N Construction	02240-SH121-03-CN-EN	Ballour Beauty Infrastructure, Inc.		\$69,394,482	-\$5,382,962	\$64,011,520	58	-7.76%	\$64,011,520	\$64,011,520	*	100.0%
Segment 3-S Construction	02242-SH121-03-CN-EN	Texas Sterling Construction, LP		\$55,284,676	-\$2,682,354	\$52,602,322	34	-4.85%	\$52,602,322	\$52,602,322	*	100.0%
Segments 1 & 2 Installation of FOC & Electrical Conduit	02314-SH121-00-CN-IT	Power Engineers, Inc.		\$4,037,949	-\$22,462	\$4,015,487	4	-0.56%	\$3,990,034	\$3,990,034	**	99.4%
Segments 1 & 2 Steel Wedge Column Ramp ETC Gantries	02320-SH121-00-CN-PM	Brookfield Fabricating Corp.		\$854,225	\$482,981	\$1,337,206	6	56.54%	\$1,337,206	\$1,337,206	*	100.0%
Segments 1 & 2 Steel Wedge Column Mainlane ETC Gantries	02325-SH121-00-CN-PM	Brookfield Fabricating Corp.		\$1,041,000	\$442,430	\$1,483,430	6	42.50%	\$1,483,430	\$1,483,430	*	100.0%
Segments 1 & 2 Construction of ETC Gantries	02334-SH121-00-CN-PM	Austin Bridge & Road, LP		\$18,656,390	\$1,238,215	\$19,894,605	20	6.64%	\$18,868,250	\$18,868,250	*	94.8%
Online Plan Room Services	02344-NTT-00-GS-PM : TO 01	Thomas Reprographics, Inc.		\$22,177		\$22,177			\$22,177	\$22,177	**	100.0%
Landscape & Irrigation Improvements	02353-SH121-00-CN-MA	Valleycrest Landscape Development, Inc.		\$4,652,159	\$116,782	\$4,768,941	2	2.51%	\$3,919,240	\$4,768,941	*	82.2%
Segment 4 Quality Control Material Testing	02389-SH121-00-PS-PM	Terracon Consultants, Inc.		\$3,099,949	-\$149,772	\$2,950,176	2	-4.83%	\$2,950,176	\$2,950,176	**	100.0%
Segment 1 & 2, 3, 5 and Exchange Parkway Material Testing	02390-SH121-00-PS-PM	Rone Engineers, Inc.		\$1,786,097	\$893,780	\$2,679,877	8	50.04%	\$2,679,877	\$2,679,877	**	100.0%
Woodland Mitigation Construction Management	02402-PGB-00-PS-PM : SA 03	Michael Baker Jr., Inc.		\$27,462		\$27,462			\$27,462	\$27,462	*	100.0%
Advance Funding Agreement #1-#5	02419-NTT-00-CN-PM	TxDOT Dallas District		\$2,970,328	\$23,715	\$2,994,043	1	0.80%	\$2,994,043	\$2,994,043	*	100.0%
Segment 4 Construction	02448-SH121-04-CN-PM	Webber, LLC		\$219,856,215	-\$11,256,158	\$208,600,057	133	-5.12%	\$208,600,549	\$208,600,549	**	100.0%
DNT/SRT Sand Stockpile Facility	02508-SH121-00-CN-MA	Rebcon, Inc.		\$2,084,065	-\$74,855	\$2,009,209	7	-				



Monthly Corridor Program Status As of December 31, 2012

Sam Rayburn
Tollway



Work Breakdown Structure			Estimate	Contract Actions					Expenditures	Summary Report		
Description	Contract Number	Contractor/Consultant	Level E	Contract Award	Contract Changes	Committed Contract Value	Number Of Contract Changes	Percent Change	Costs Incurred	Estimate At Completion	Status	Percent Incurred
Segment 3 and 4 Fiber Optic Cable Installation	02554-SH121-03-CN-IT	MasTec North America, Inc.		\$422,843	\$103,998	\$526,840	2	24.59%	\$526,840	\$526,840	*	100.0%
Segment 5 Construction	02559-SH121-05-CN-PM	Williams Brothers Construction Co., Inc.		\$79,431,355	\$2,117,361	\$81,548,716	79	2.67%	\$77,391,777	\$81,548,716	*	94.9%
Exchange Parkway Improvements	02578-SH121-03-CN-PM	Texas Sterling Construction, LP		\$15,905,895	-\$112,372	\$15,793,523	19	-0.71%	\$15,793,523	\$15,793,523	*	100.0%
Wall Engineer Support Services	02589-NTT-00-PS-PM : WA 01	Atkins North America, Inc.		\$1,498,109	-\$33,072	\$1,465,037	4	-2.21%	\$1,328,705	\$1,328,705	**	90.7%
Segment 5 Fiber Optic Cable Relocation	02658-SH121-05-CN-IT	MasTec North America, Inc.		\$848,510	-\$49,701	\$798,809	3	-5.86%	\$717,947	\$798,809	**	89.9%
Replacement Signage Materials	02776-NTT-00-GS-MA : TO 01	3M Company		\$30,162		\$30,162			\$30,162	\$30,162	**	100.0%
Segments 1, 2, 3 & 4 Landscaping Construction Management	02888-SH121-00-PS-MA	Lamb-Star Engineering, LP		\$751,179	\$207,441	\$958,620	3	27.62%	\$958,620	\$958,620	**	100.0%
Material Inspection & Testing Services	02941-NTT-00-IL-PM : TO 02	TxDOT		\$395,659		\$395,659			\$395,659	\$395,659	**	100.0%
SRT/I-35E Operations and Maintenance Facility	03049-SRT-01-CN-MA	Omega Contracting, Inc.		\$1,417,280		\$1,417,280			\$1,309,802	\$1,417,280	*	92.4%
Segment 5 Landscape & Irrigation Improvements	03090-SRT-05-CN-MA	Valleycrest Landscape Development, Inc.		\$1,499,871		\$1,499,871				\$1,499,871	*	
Segment 4 Landscape & Irrigation Improvements	03091-SRT-04-CN-MA	Greener Pastures Landscape, Inc.		\$1,594,547	\$30,111	\$1,624,658	1	1.89%	\$1,403,892	\$1,624,658	*	86.4%
Woodland Mitigation Landscape & Irrigation Improvements	03200-SRT-04-CN-PM	Valleycrest Landscape Development, Inc.		\$272,463		\$272,463			\$74,366	\$272,463	*	27.3%
Online Plan Room Services	03206-NTT-00-GS-PM : TO 03	Thomas Reprographics, Inc.		\$7,323		\$7,323			\$7,323	\$7,323	*	100.0%
Upgrade Signage I-35 & SRT	03431-NTT-00-IL-PM : TO 02	TxDOT		\$102,554		\$102,554			\$102,553	\$102,554	*	100.0%
Miscellaneous Costs (Advertising, Reproduction, etc.)	Multiple Contracts/Purchase Orders	Multiple Providers		\$168,484		\$168,484			\$157,202	\$168,200	*	93.3%
SUBTOTAL				\$536,625,891	-\$15,649,190	\$520,976,698	439		\$511,027,941			
ITS and Toll Gantry Equipment			\$20,405,414	\$5,304,953		\$5,304,953			\$5,304,953	\$5,304,953	*	100.0%
ITS Hardware and Software	Multiple Contracts/Purchase Orders	Multiple Providers		\$5,304,953		\$5,304,953			\$5,304,953	\$5,304,953	*	100.0%
Segment 1 Interim Equipment	02105-NTT-00-CS-IT : WA 44 SRT	Securenet, Inc.		\$6,541		\$6,541			\$6,541	\$6,541	*	100.0%
Segments 1 & 2 ITS Equipment & Software	02105-NTT-00-CS-IT : WA 48	Securenet, Inc.		\$907,921	\$9,045	\$916,967	1	1.00%	\$916,967	\$916,967	*	100.0%
Security Systems Integration	02105-NTT-00-CS-IT : WA 52	Securenet, Inc.		\$77,225	\$6,251	\$83,476	1	8.09%	\$83,476	\$83,476	*	100.0%
IT Buildings and Communications Hut Access Control & CCTV	02105-NTT-00-CS-IT : WA 55	Securenet, Inc.		\$37,553	\$3,818	\$41,371	1	10.17%	\$41,371	\$41,371	*	100.0%
Segment 3 ITS/CCTV Equipment Procurement and Installation	02105-NTT-00-CS-IT : WA 62	Securenet, Inc.		\$363,063	\$24,185	\$387,248	1	6.66%	\$387,248	\$387,248	*	100.0%
Segment 2 Procure & Install Security PTZ Cameras on Toll Gantries	02105-NTT-00-CS-IT : WA 63	Securenet, Inc.		\$36,009		\$36,009			\$36,009	\$36,009	*	100.0%
Segments 1 & 2 IT Building Security, Access Control and CCTV	02105-NTT-00-CS-IT : WA 64	Securenet, Inc.		\$16,526	\$1,998	\$18,524	1	12.09%	\$18,524	\$18,524	*	100.0%
Segment 3 MPE Cut-Outs and Related Enclosure Work	02105-NTT-00-CS-IT : WA 70	Securenet, Inc.		\$11,529		\$11,529			\$11,529	\$11,529	*	100.0%
Segment 4 ITS Equipment and Software	02105-NTT-00-CS-IT : WA 72	Securenet, Inc.		\$71,978		\$71,978			\$71,978	\$71,978	**	100.0%
Segment 4 Gantry PTZ Cameras	02105-NTT-00-CS-IT : WA 73	Securenet, Inc.		\$12,954		\$12,954			\$12,954	\$12,954	**	100.0%
Segment 5 - Remove, Store, and Re-Install All CCTV Components	02105-NTT-00-CS-IT : WA 83	Securenet, Inc.		\$7,056		\$7,056			\$7,056	\$7,056	**	100.0%
Install 1 IP PTZ at 5 DNT Ramps: NB/SB Gaylord & Legacy, Parkwood	02105-NTT-00-CS-IT : WA 92	Securenet, Inc.		\$18,141		\$18,141			\$18,141	\$18,141	**	100.0%
Segment 5 - Installation of Additional ITS Site	02105-NTT-00-CS-IT : WA 93	Securenet, Inc.		\$24,874		\$24,874			\$24,874	\$24,874	**	100.0%
Hardware	02122-NTT-00-LI-IT : TO 01	SHI Government Solutions, Inc.		\$1,342		\$1,342			\$1,342	\$1,342	*	100.0%
Fiber Repair/Provide As-Built	02289-NTT-00-GS-IT : TO 05	Southwestern Bell Telephone Co.		\$20,921		\$20,921			\$20,921	\$20,921	*	100.0%
CCTV, Sony Network Video, & AXIS Network Cameras	02429-SH121-00-GS-IT	Southern Computer Warehouse		\$114,223		\$114,223			\$114,223	\$114,223	*	100.0%
Uninterruptible Power Supplies	02458-SH121-00-GS-IT : TO 02	Falcon Electric, Inc.		\$88,972		\$88,972			\$88,972	\$88,972	*	100.0%
CCTV Cameras, AXIS Network Camera	02506-SH121-00-GS-IT	Southern Computer Warehouse		\$76,887		\$76,887			\$76,887	\$76,887	*	100.0%
Segment 3 Hoffman Data Component 32 Cabinets and 64 Rails	02708-NTT-00-GS-IT : TO 02	Graybar Electric Co., Inc.		\$90,942		\$90,942			\$90,942	\$90,942	**	100.0%
Segment 3 Uninterruptible Power Supplies	02717-NTT-00-GS-IT : TO 02	Falcon Electric, Inc.		\$134,885		\$134,885			\$134,885	\$134,885	*	100.0%
CCTV Cameras, AXIS Network Cameras	02733-NTT-00-GS-IT : TO 01	Southern Computer Warehouse		\$82,194		\$82,194			\$82,194	\$82,194	*	100.0%
Segment 3 Rittal A/C Wall Units	02734-NTT-00-GS-IT : TO 01	Cole-Parmer Instrument Company		\$24,160		\$24,160			\$24,160	\$24,160	*	100.0%
Vehicle Enforcement System (VES) Intelligent Cameras	02786-NTT-00-GS-IT : TO 02	JAI, Inc.		\$473,243		\$473,243			\$473,243	\$473,243	*	100.0%
Uninterruptible Power Supplies	02902-NTT-00-GS-IT : TO 07	Falcon Electric, Inc.		\$15,340		\$15,340			\$15,340	\$15,340	*	100.0%
ITS Servers & Equipment Enclosures	02910-NTT-00-GS-IT : TO 04	Graybar Electric Co., Inc.		\$104,885		\$104,885			\$104,885	\$104,885	*	100.0%
Computer Components, Cameras, Hardware, and Scanners	02931-NTT-00-GS-IT : TO 01	CDW Government, LLC		\$3,875		\$3,875			\$3,875	\$3,875	*	100.0%
Hardware Products and Services	02949-NTT-00-GS-IT : TO 02	Summers Group, Inc.		\$6,496		\$6,496			\$6,496	\$6,496	*	100.0%
Gantry Equipment Brackets & Racked Chassis Fabrication	02989-NTT-00-GS-IT : TO 06	Hydro Fabrication, Inc.		\$14,621		\$14,621			\$14,621	\$14,621	*	100.0%
Teleconverters for Video Tolling Cameras	03007-NTT-00-GS-IT : TO 02	Zalmen Reiss & Associates, Inc.		\$9,792		\$9,792			\$9,792	\$9,792	*	100.0%
Cisco Network Equipment	03051-NTT-00-GS-IT : TO 02	Southwestern Bell Telephone Co.		\$86,042		\$86,042			\$86,042	\$86,042	*	100.0%
Uninterruptible Power Supplies (UPS)	03110-NTT-00-IL-IT : TO 02	Falcon Electric, Inc.		\$94,112		\$94,112			\$94,112	\$94,112	*	100.0%
Cabinets and Rails	03121-NTT-00-IL-IT : TO 02	Graybar Electric Co., Inc.		\$61,535		\$61,535			\$61,535	\$61,535	*	100.0%
Consulting Services FY 2011 - 2012	03139-NTT-00-IL-IT : TO 03 B	Go IT Services, Inc.		\$38,462	\$8,991	\$47,452	1	23.38%	\$47,452	\$47,452	*	100.0%
Vaisala Roadway Weather Information Systems & Software	03251-NTT-00-IL-IT : TO 02	Consolidated Traffic Controls, Inc.		\$28,489		\$28,489			\$28,489	\$28,489	*	100.0%
Idris License and Programming Services	CIF-143 : TO 04	Information Methods, Inc.		\$593,910		\$593,910			\$593,910	\$593,910	*	100.0%
ITS Components	CIF-234 : TO 11 SRT	MBI Consulting, Inc.		\$5,540		\$5,540			\$5,540	\$5,540	*	100.0%
Fiber Optic Cable	CIF-236 : TO 01	Southwestern Bell Telephone Co.		\$366,386		\$366,386			\$366,386	\$366,386	*	100.0%
Installation of Loops, Brackets, AVI & VES Cameras	DNT-483 : TO 04	Transcore Holdings, Inc.		\$195,883		\$195,883			\$195,883	\$195,883	*	100.0%
SUBTOTAL				\$9,629,460	\$54,288	\$9,683,748	6		\$9,683,748			
Others (ROW, Utilities, etc.)			\$10,910,400	\$13,347,150		\$13,347,150			\$13,347,150	\$13,347,150	*	100.0%
ROW Acquisition & Associated Costs	Multiple Purchase Orders	Multiple Providers		\$5,555,751		\$5,555,751			\$5,555,751	\$5,555,751	*	100.0%
Utility Adjustments	Multiple Contracts	Multiple Providers		\$1,387,644	-\$1,164,126	\$223,518	3	-20.95%	\$3,427,609	\$3,427,609	**	78.0%
Utility Adjustments	Multiple Contracts/Purchase Orders	Multiple Providers		\$1,387,644		\$1,387,644			\$1,340,641	\$1,340,641	*	96.6%
ROW Coordination	DNT-520 : WA 05 + 06C	Atkins North America, Inc.		\$130,000	\$731,517	\$861,517	6	562.71%	\$861,389	\$861,389	**	100.0%
ROW & Utility Coordination & Utility Inspection Services	DNT-520 : WA 07 SRT	Atkins North America, Inc.		\$502,938	-\$33,315	\$469,623	3	-6.62%	\$469,620	\$469,620	**	100.0%
Miscellaneous Costs (Advertising, Postage & Delivery, Public Event Expense, Reproduction, etc.)	Multiple Contracts/Purchase Orders	Multiple Providers		\$234,902		\$234,902			\$223,796	\$223,796	*	95.3%
SUBTOTAL				\$21,158,385	-\$465,924	\$20,692,461	12		\$19,670,205			
Construction Contingency			\$112,006,583	\$644,240,427	-\$8,970,164	\$635,270,262	521		\$622,199,777			
TOTAL				\$638,810,700	-\$8,970,164	\$629,840,536	521		\$608,152,264			
Reimbursements to NTTA				\$11,305,992		\$11,305,992			\$9,508,197	\$11,305,992	**	
ROW Acquisition	02324-SH121-00-IL-AD : TO 02	TxDOT		\$11,305,992		\$11,305,992			\$9,508,197	\$11,305,992	**	
Intersection of SRT & Exchange Parkway	02626-SH121-03-IL-PM	Collin County, Texas		\$1,500,000		\$1,500,000			\$1,500,000	\$1,500,000	**	
Intersection of SRT & Exchange Parkway	02627-SH121-03-IL-PM	City of Allen		\$1,500,000		\$1,500,000			\$1,500,000	\$1,500,000	**	
Intersection of SRT & Exchange Parkway	02628-SH121-03-IL-PM	City of McKinney		\$1,500,000		\$1,500,000			\$1,500,000	\$1,500,000	**	
Sound Wall Coating Improvements	02801-SRT-01-IL-PM	City of Coppell		\$19,837		\$19,837			\$19,837	\$19,837	**	
Segment 4 Third-Party Damage Reimbursement		Constitution State Services, LLC		\$19,479		\$19,479			\$19,479	\$19,479	**	
SUBTOTAL				\$15,845,308		\$15,845,308			\$14,047,513			
TOTAL NTTA COSTS				\$638,810,700	-\$8,970,164	\$619,424,954	521		\$608,152,264			

Note: The Estimate at Completion includes all currently committed contract values, as well as any pending contract values.

Monthly Project Delivery Report - February 2013

* Indicates contract is closed
** Indicates contract is inactive pending closure

Estimate at Completion for closed or inactive contracts is equal to the Costs Incurred 3 |



Monthly Corridor Program Status As of December 31, 2012

DNT 4th Lane



Work Breakdown Structure			Estimate	Contract Actions					Expenditures	Summary Report		
Description	Contract Number	Contractor/Consultant	Level E	Contract Award	Contract Changes	Committed Contract Value	Number Of Contract Changes	Percent Change	Costs Incurred	Estimate At Completion	Status	Percent Incurred
Administration (includes Corridor Management and Legal)			\$3,801,902									
Project Management FY-2010	02005-NTT-00-PS-AD : WA 15-29 PM	HNTB Corporation		\$42,590	-\$25,636	\$16,954	4	-60.19%	\$16,954	\$16,954	*	100.0%
Project Management FY-2013	03425-NTT-00-PS-PM : WA01-008	HNTB Corporation		\$477,498		\$477,498				\$477,498		
SUBTOTAL				\$520,088	-\$25,636	\$494,452	4		\$16,954			
Planning			\$1,789,130									
Lane Addition Study Analysis	02591-DNT-03-PS-PM	Kimley-Horn & Associates, Inc.		\$141,091		\$141,091	1		\$96,027	\$96,027	*	68.1%
Lane Addition Study Analysis	02606-DNT-03-PS-PM	Atkins North America, Inc.		\$29,005	-\$3,271	\$25,734	2	-11.28%	\$25,734	\$25,734	*	100.0%
Micro Simulation Modeling and Revenue Analysis	DNT-544 : WA 2008-17 PD	CDM Smith, Inc.		\$16,814		\$16,814			\$16,814	\$16,814	*	100.0%
SUBTOTAL				\$186,910	-\$3,271	\$183,639	3		\$138,575			
Design			\$6,261,957									
Construction (includes Construction Management)			\$82,598,188									
ITS and Toll Gantry Equipment			\$2,926,184									
Others (ROW, Utilities, etc.)			\$2,980,000									
Construction Contingency			\$14,909,420									
TOTAL			\$115,266,781	\$706,998	-\$28,907	\$678,091	7		\$155,529			

Note: The Estimate at Completion includes all currently committed contract values, as well as any pending contract values.



Monthly Corridor Program Status As of December 31, 2012

DNT/PGBT Interchange & Ramp Modifications



Work Breakdown Structure			Estimate	Contract Actions					Expenditures	Summary Report		
Description	Contract Number	Contractor/Consultant	Level E	Contract Award	Contract Changes	Committed Contract Value	Number Of Contract Changes	Percent Change	Costs Incurred	Estimate At Completion	Status	Percent Incurred
Administration (includes Corridor Management and Legal)			\$4,295,153									
Project Management FY-2009	02005-NTT-00-PS-AD : WA 13-08 PM	HNTB Corporation		\$1,068,222	-\$714,285	\$353,937	2	-66.87%	\$353,937	\$353,937	*	100.0%
Project Management NB & SB Ramps FY-2010	02005-NTT-00-PS-AD : WA 15-21/28 PM	HNTB Corporation		\$42,590	-\$31,120	\$11,470	4	-73.07%	\$11,470	\$11,470	*	100.0%
Project Management FY-2013	03425-NTT-00-PS-PM : WA01-009	HNTB Corporation		\$572,364		\$572,364				\$572,364		
SUBTOTAL				\$1,683,176	-\$745,405	\$937,771	6		\$365,407			
Planning			\$2,021,249									
Interchange Access Alternatives & Pre-Sketch Level T&R Impacts	DNT-544 : WA 2009-08	CDM Smith, Inc.		\$30,600	\$39,000	\$69,600	1	127.45%	\$67,078	\$67,078	*	96.4%
SUBTOTAL				\$30,600	\$39,000	\$69,600	1		\$67,078			
Design			\$9,600,931									
Construction (includes Construction Management)			\$93,314,311									
ITS and Toll Gantry Equipment			\$3,215,359									
Others (ROW, Utilities, etc.)			\$14,543,762									
Construction Contingency			\$16,843,739									
TOTAL			\$143,834,504	\$1,713,776	-\$706,405	\$1,007,371	7		\$432,485			

Note: The Estimate at Completion includes all currently committed contract values, as well as any pending contract values.



Monthly Corridor Program Status As of December 31, 2012

PGBT Widening between I-35E & SH 78



Work Breakdown Structure			Estimate	Contract Actions					Expenditures	Summary Report		
Description	Contract Number	Contractor/Consultant	Level A	Contract Award	Contract Changes	Committed Contract Value	Number Of Contract Changes	Percent Change	Costs Incurred	Estimate At Completion	Status	Percent Incurred
Administration (includes Corridor Management and Legal)			\$3,360,743									
Project Management FY-2008	02005-NTT-00-PS-AD : WA 11-04 PM	HNTB Corporation		\$631,300	-\$95,012	\$536,288	1	-15.05%	\$536,288	\$536,288	*	100.0%
Project Management FY-2009	02005-NTT-00-PS-AD : WA 13-10 PM	HNTB Corporation		\$545,927	\$72,023	\$617,950	2	13.19%	\$617,950	\$617,950	*	100.0%
Project Management FY-2010	02005-NTT-00-PS-AD : WA 15-24 PM	HNTB Corporation		\$120,369	-\$106,365	\$14,004	4	-88.37%	\$14,004	\$14,004	*	100.0%
Production Management	02058-NTT-00-PS-EN : WA 08 C0210	Atkins North America, Inc.		\$15,373		\$15,373			\$15,373	\$15,373	*	100.0%
SUBTOTAL				\$1,312,969	-\$129,354	\$1,183,615	7		\$1,183,615			
Planning			\$956,145									
Fourth Lane Widening Analysis	DNT-544 : WA 2008-04	CDM Smith, Inc.		\$107,500		\$107,500			\$98,584	\$98,584	*	91.7%
Expansion Analysis and Congestion Pricing Research	DNT-544 : WA 2009-07	CDM Smith, Inc.		\$105,800		\$105,800			\$102,960	\$102,960	*	97.3%
SUBTOTAL				\$213,300		\$213,300			\$201,544			
Design			\$4,780,727									
Fourth Lane Addition Design Services	02297-PGB-00-PS-PM	Civil Associates, Inc.		\$2,299,991		\$2,299,991	1		\$2,299,991	\$2,299,991	*	100.0%
SUBTOTAL				\$2,299,991		\$2,299,991	1		\$2,299,991			
Construction (includes Construction Management)			\$62,728,936									
Constructability Plan Review	02056-NTT-00-PS-EN : WA 56	Kellogg Brown & Root Services, Inc.		\$24,851	-\$13,688	\$11,163	1	-55.08%	\$11,163	\$11,163	*	100.0%
SUBTOTAL				\$24,851	-\$13,688	\$11,163	1		\$11,163			
ITS and Toll Gantry Equipment			\$722,604									
Others (ROW, Utilities, etc.)												
Construction Contingency			\$5,794,821									
TOTAL			\$78,343,976	\$3,851,111	-\$143,042	\$3,708,069	9		\$3,696,313			

Note: The Estimate at Completion includes all currently committed contract values, as well as any pending contract values.



Monthly Corridor Program Status As of December 31, 2012

President George Bush Turnpike Western Extension



Work Breakdown Structure			Estimate	Contract Actions					Expenditures	Summary Report		
Description	Contract Number	Contractor/Consultant	Level C	Contract Award	Contract Changes	Committed Contract Value	Number Of Contract Changes	Percent Change	Costs Incurred	Estimate At Completion	Status	Percent Incurred
Administration (Includes Corridor Management and Legal)			\$16,192,714									
PMO Project Management	02005-NTT-00-PS-AD : WA 05 PM	HNTB Corporation		\$256,800	-\$46,102	\$210,698	2	-17.95%	\$210,698	\$210,698	**	100.0%
PMO Project Management 2008	02005-NTT-00-PS-AD : WA 10-05 PM	HNTB Corporation		\$1,699,900	-\$4,391	\$1,695,509	1	-0.26%	\$1,695,509	\$1,695,509	**	100.0%
PMO Project Management 2009	02005-NTT-00-PS-AD : WA 12/13 PM	HNTB Corporation		\$2,664,538	\$282,684	\$2,947,222	2	10.61%	\$2,947,222	\$2,947,222	**	100.0%
PMO Project Management 010	02005-NTT-00-PS-AD : WA 15 PM	HNTB Corporation		\$2,095,670	\$885,263	\$2,980,932	4	42.24%	\$2,980,932	\$2,980,932	**	100.0%
PMO Project Management 2011	02005-NTT-00-PS-AD : WA 17-05 PM	HNTB Corporation		\$1,908,000	-\$164,874	\$1,743,126	6	-8.64%	\$1,743,126	\$1,743,126	**	100.0%
PMO Project Management 2012	02005-NTT-00-PS-AD : WA 19-06 PM	HNTB Corporation		\$1,619,881		\$1,619,881			\$1,619,889	\$1,619,881		73.8%
PMC Project Management 2013	03425-NTT-00-PS-PM : WA 01-03	HNTB Corporation		\$173,696		\$173,696				\$173,696		
Production Management Services	02058-NTT-00-PS-EN : WA 04 SH161	Atkins North America, Inc.		\$45,281		\$45,281	1		\$45,281	\$45,281	**	100.0%
Production Management Services	02058-NTT-00-PS-EN : WA 08 SH161	Atkins North America, Inc.		\$46,641		\$46,641			\$46,641	\$46,641	**	100.0%
Production Management Services 2009	02058-NTT-00-PS-EN : WA 09 SH161	Atkins North America, Inc.		\$176,621	-\$114,617	\$62,004	3	-64.89%	\$62,004	\$62,004	**	100.0%
Production Management Services 2010	02058-NTT-00-PS-EN : WA 10 SH161	Atkins North America, Inc.		\$12,700	-\$6,447	\$6,253	1	-50.76%	\$6,253	\$6,253	**	100.0%
Corridor Management Services	02359-SH161-00-PS-PM : WA 01	HDR Engineering, Inc.		\$822,393	-\$97,608	\$724,785	1	-11.87%	\$724,785	\$724,785	**	100.0%
Corridor Management Services 2009	02359-SH161-00-PS-PM : WA 02	HDR Engineering, Inc.		\$1,798,194	-\$309,320	\$1,488,874	3	-17.20%	\$1,488,874	\$1,488,874	**	100.0%
Corridor Management Services 2010	02359-SH161-00-PS-PM : WA 03	HDR Engineering, Inc.		\$1,734,800	-\$275,444	\$1,459,356	1	-15.88%	\$1,459,356	\$1,459,356	**	100.0%
Corridor Management Services 2011	02359-SH161-00-PS-PM : WA 04	HDR Engineering, Inc.		\$1,578,500	-\$245,952	\$1,332,548	1	-15.58%	\$1,332,548	\$1,332,548	**	100.0%
Corridor Management Services 2012	02359-SH161-00-PS-PM : WA 05	HDR Engineering, Inc.		\$1,423,100		\$1,423,100			\$1,106,344	\$1,423,100		77.7%
Corridor Management Services 2013	02359-SH161-00-PS-PM : WA 06	HDR Engineering, Inc.		\$546,156		\$546,156				\$546,156		
Support to Design/Build Procurement	02418-NTT-00-PS-PM : WA 02	HDR Engineering, Inc.		\$119,360	-\$31,813	\$87,547	2	-26.65%	\$87,547	\$87,547	*	100.0%
EPDS Support Consulting Services 2011 - 2012	03139-NTT-00-IL-IT : TO 02 A	Go IT Services, Inc.		\$162,639	\$121,988	\$284,627	1	75.01%	\$283,764	\$284,627		99.7%
Legal Services	DNT-525	Locke Lord Bissell & Liddell, LLP		\$2,164,375		\$2,164,375			\$2,164,375	\$2,164,375		100.0%
Miscellaneous Costs (Advertising, Postage & Delivery, etc.)	Multiple Contracts/Purchase Orders	Multiple Providers		\$20,605		\$20,605			\$20,605	\$20,605		100.0%
SUBTOTAL				\$21,069,850	-\$6,633	\$21,063,216	29		\$19,600,753			
Planning			\$5,196,492									
Planning Services from I-20 to SH 183	02005-NTT-00-PS-AD : TO 172	HNTB Corporation		\$93,064		\$93,064			\$93,064	\$93,064	**	100.0%
Market Valuation	02005-NTT-00-PS-AD : WA 15 EN	HNTB Corporation		\$101,200	-\$70,074	\$31,126	1	-69.24%	\$31,126	\$31,126	**	100.0%
Pavement Rehab Analysis	02023-NTT-00-PS-MA : TO 50	Jacobs Engineering Group, Inc.		\$20,000		\$20,000			\$19,608	\$19,608	**	98.0%
Corridor Aerials	02586-NTT-00-PS-AD : TO 01 SH161	CCBN Texas, LP		\$490		\$490			\$490	\$490	*	100.0%
Travel Demand Modeling	02726-NTT-00-IL-PM : TO 01/02	NCTCOG		\$5,549		\$5,549			\$5,549	\$5,549	**	100.0%
Preliminary T&R Study	DNT-544 : WA 2007-13 PI 1 & 02	CDM Smith, Inc.		\$288,970	\$17,390	\$306,360	1	6.02%	\$289,406	\$289,406	*	94.5%
Market Valuation Analysis	DNT-544 : WA 2007-13 PI 3	CDM Smith, Inc.		\$99,300		\$99,300			\$97,476	\$99,300	*	98.2%
Preliminary T&R Study Upgrade	DNT-544 : WA 2007-13 PI 4	CDM Smith, Inc.		\$312,781		\$312,781			\$304,643	\$304,643	*	97.4%
Independent Economic Review	DNT-544 : WA 2007-13 PI 5	CDM Smith, Inc.		\$129,850		\$129,850			\$128,289	\$129,850	*	98.8%
NCTCOG 2040 Demographic Forecast Analysis	DNT-544 : WA 2008-02 SH161	CDM Smith, Inc.		\$5,104		\$5,104			\$5,104	\$5,104	*	100.0%
Toll Connector Schematic Volumes/Traffic Operational Analysis	DNT-544 : WA 2008-20	CDM Smith, Inc.		\$179,000	\$28,953	\$207,953	2	16.17%	\$207,951	\$207,951	*	100.0%
Project Agreement Development Support	DNT-544 : WA 2008-23	CDM Smith, Inc.		\$74,000	\$60,000	\$134,000	2	81.08%	\$132,527	\$132,527	*	98.9%
Investment Grade Study: T&R Evaluation Update & Project Financing	DNT-544 : WA 2009-09	CDM Smith, Inc.		\$93,500	\$102,000	\$195,500	3	109.09%	\$194,944	\$194,944	*	99.7%
Sketch Level T&R Study Data Collection	DNT-544 : WA 2009-13 PI 2 SH161	CDM Smith, Inc.		\$6,159		\$6,159			\$6,159	\$6,159	*	100.0%
Project Development Support	DNT-544 : WA 2009-14 SH161	CDM Smith, Inc.		\$39,300	\$42,500	\$81,800	1	108.14%	\$80,707	\$80,707	*	98.7%
Investment Grade T&R Study Update & Additional Financing Support	DNT-544 : WA 2010-05	CDM Smith, Inc.		\$162,859	\$123,000	\$285,859	2	75.53%	\$285,859	\$285,859	*	100.0%
Data Collection	DNT-544 : WA 2010-17 SH161	CDM Smith, Inc.		\$22,000		\$22,000	1		\$21,989	\$22,000	*	100.0%
Miscellaneous Financing Costs	Multiple Contracts/Purchase Orders	Multiple Providers		\$4,465,565	\$1,232,750	\$5,698,315	2	27.61%	\$4,303,845	\$5,698,315		75.5%
SUBTOTAL				\$6,098,691	\$1,536,519	\$7,635,210	15		\$6,208,736			
Design			\$14,520,140									
Landscape On-Call Support	02005-NTT-00-PS-AD : TO 324	HNTB Corporation		\$5,200		\$5,200			\$5,200	\$5,200	**	100.0%
South Segment Aerial Photography Services	02016-NTT-00-PS-IT : WA 07	Aero-Metric, Inc., DBA Markhurd		\$54,075		\$54,075			\$54,075	\$54,075	*	100.0%
Aerial Photography Services	02016-NTT-00-PS-IT : WA 08	Aero-Metric, Inc., DBA Markhurd		\$160,925		\$160,925			\$160,925	\$160,925	*	100.0%
Sand Stockpile Site Layouts	02023-NTT-00-PS-MA : TO 63	Jacobs Engineering Group, Inc.		\$20,000		\$20,000			\$16,170	\$16,170	**	80.9%
Phase 2 & 3 Toll Gantry Design	02443-SH161-00-PS-PM : WA 01	Cobb, Fendley & Associates, Inc.		\$819,917	\$120,282	\$940,199	6	14.67%	\$940,199	\$940,199	**	100.0%
Geotechnical Design Services	02444-SH161-01-PS-PM : WA 01	Kleinfelder Central, Inc.		\$1,283,294	-\$447,577	\$835,717	4	-34.88%	\$835,717	\$835,717	**	100.0%
Geotechnical Oversight for Retaining Walls	02444-SH161-01-PS-PM : WA 02	Kleinfelder Central, Inc.		\$1,929,567		\$1,929,567	1		\$1,329,845	\$1,929,567		68.9%
Landscape Design Services	03095-PGB-00-PS-PM : WA 01	Huilt-Zollars, Inc.		\$286,712		\$286,712			\$286,712	\$286,712		
Miscellaneous Costs (Advertising)	Multiple Purchase Orders	Multiple Providers		\$5,204		\$5,204			\$5,204	\$5,204		100.0%
SUBTOTAL				\$4,564,894	-\$327,295	\$4,237,599	11		\$3,347,335			
Construction (Includes Construction Management)			\$461,904,130									
DART Orange Line Visual Quality 2010	02005-NTT-00-PS-AD : WA 15-16 PM	HNTB Corporation		\$12,098	-\$8,293	\$3,805	3	-68.55%	\$3,805	\$3,805	**	100.0%
DART Orange Line Visual Quality 2011	02005-NTT-00-PS-AD : WA 17-20 PM	HNTB Corporation		\$7,200	-\$2,274	\$4,926	6	-31.58%	\$4,926	\$4,926	**	100.0%
Phase 2 & 3 Toll Gantry & Sand Stockpile Construction Management	02056-NTT-00-PS-EN : WA 63	Kellogg Brown & Root Services, Inc.		\$533,699	\$32,400	\$566,099	4	6.07%	\$566,089	\$566,099		100.0%
Phase 2 Construction Management Services for Gantry Construction (Steel Inspection)	02056-NTT-00-PS-EN : WA 65	Kellogg Brown & Root Services, Inc.		\$89,588	-\$43,710	\$45,878	1	-48.79%	\$45,878	\$45,878	*	100.0%
Material Inspection & Testing Services	02166-NTT-00-IL-EN : TO 01 SH161	TxDOT		\$274		\$274			\$274	\$274	**	100.0%
Online Plan Room Services	02344-NTT-00-GS-PM : TO 03	Thomas Reprographics, Inc.		\$12,322		\$12,322			\$12,322	\$12,322	**	100.0%
Phase 4 Construction Management Services	02418-NTT-00-PS-PM : WA 03	HDR Engineering, Inc.		\$1,841,913	-\$1,097,161	\$744,752	1	-59.57%	\$744,752	\$744,752	**	100.0%
Phase 4 Construction Management Services	02418-NTT-00-PS-PM : WA 04	HDR Engineering, Inc.		\$20,736,200		\$20,736,200	1		\$11,457,265	\$20,736,200		55.3%
Phase 4 Design/Build	02622-SH161-00-DB-PM	Prairie Link Constructors JV		\$416,019,749	\$7,036,913	\$423,056,662	8	1.69%	\$391,900,479	\$423,056,662		92.6%
Phase 2 & 3 Steel for ML & Ramp Gantries	02623-SH161-00-CN-PM	AUI Contractors, LLC		\$551,500		\$676,204	1	22.61%	\$676,204	\$676,204	*	100.0%
Phase 4 Owner Verification Services	02644-NTT-00-PS-PM : WA 02	Raba-Kistner Infrastructure, Inc.		\$325,585	-\$261,184	\$64,401	1	-80.22%	\$64,401	\$64,401	**	100.0%
Phase 4 Owner Verification Services 2010 - 2012	02644-NTT-00-PS-PM : WA 04	Raba-Kistner Infrastructure, Inc.		\$3,257,970	-\$1,424	\$3,256,546	2	-0.04%	\$3,010,490	\$3,256,546		92.4%
Phase 2 Construction of 5 Ramp Gantries & 1 ML Gantry	02664-SH161-01-CN-PM	Austin Bridge & Road, LP		\$3,988,685	\$1,543,986	\$5,532,671	14	38.71%	\$5,460,745	\$5,532,671	*	98.7%
Phase 3 Construction of 3 Ramp Gantries & 1 ML Gantry	02669-SH161-03-CN-PM	Omega Contracting, Inc.		\$2,701,566	\$15,690	\$2,717,256	8	0.58%	\$2,717,256	\$2,717,256	*	100.0%
ROW & Utility Oversight Services	02671-NTT-00-PS-PM : WA 01	U.S. Right of Way Acquisition Company, Inc.		\$480,931		\$480,931	3		\$327,219	\$480,931		68.0%
Electrical Service for Gantry at Lower Tarrant Road	02743-SH161-03-CN-PM	Oncor Electric Delivery Co.		\$23,172		\$23,172			\$23,172	\$23,172	**	99.8%
Electrical Service for Gantry at Egyptian Way	02744-SH161-04-CN-PM	Oncor Electric Delivery Co.		\$6,613		\$6,613			\$6,613	\$6,613	**	100.0%
Additional Pavement & Conduit at the Toll Gantries (AFA)	02748-SH161-00-IL-PM	TxDOT		\$192,620		\$192,620			\$192,620	\$192,620	*	100.0%
Steel Paint System Upgrade & Retaining Wall Finish Testing	02766-SH161-00-IL-PM	TxDOT		\$60,674		\$60,674			\$60,674	\$60,674	*	100.0%

(Continued on next page)

Note: The Estimate at Completion includes all currently committed contract values, as well as any pending contract values.

Monthly Project Delivery Report - February 2013

* Indicates contract is closed
** Indicates contract is inactive pending closure

Estimate at Completion for closed or inactive contracts is equal to the Costs Incurred 35



Monthly Corridor Program Status As of December 31, 2012

President George Bush Turnpike Western Extension



Work Breakdown Structure			Estimate	Contract Actions					Expenditures	Summary Report		
Description	Contract Number	Contractor/Consultant	Level C	Contract Award	Contract Changes	Committed Contract Value	Number Of Contract Changes	Percent Change	Costs Incurred	Estimate At Completion	Status	Percent Incurred
Electrical Service for Gantry at Shady Grove	02772-SH161-02-GS-PM	Oncor Electric Delivery Co.		\$12,408		\$12,408			\$12,408	\$12,408	*	100.0%
Material Inspection & Testing Services 2011-2012	02941-NTT-00-IL-PM : TO 03	TxDOT		\$811		\$811			\$811	\$811	**	100.0%
Sand Stockpile Construction	02946-SH161-03-CN-PM	Rebcon, Inc.		\$1,005,530	\$7,422	\$1,012,952	4	0.74%	\$993,550	\$1,012,952	*	98.1%
Electric Facilities for Lights, Signs & Future Sand Stockpile at Oakdale Road	03006-SH161-04-GS-PM	Oncor Electric Delivery Co.		\$20,032		\$20,032			\$16,390	\$16,390	*	81.8%
Online Plan Room Services	03206-NTT-00-GS-PM : TO 04	Thomas Reprographics, Inc.		\$508		\$508			\$508	\$508	*	100.0%
Upgrade Signage SH183 & PGBT	03431-NTT-00-IL-PM : TO 01	TxDOT		\$75,832		\$75,832			\$75,832	\$75,832	**	100.0%
ROW & Utility Coordination & Utility Inspection Services	DNT-520 : WA 07 SH161	Atkins North America, Inc.		\$520,262	-\$226,145	\$294,117	2	-43.47%	\$294,117	\$294,117	**	100.0%
Phase 4 Design/Build Proposal Stipend	Purchase Order	Granite Construction Company		\$2,070,773		\$2,070,773			\$2,070,773	\$2,070,773	*	100.0%
Phase 4 Design/Build Proposal Stipend	Purchase Order	Williams Brothers Construction Co., Inc.		\$2,070,773		\$2,070,773			\$2,070,773	\$2,070,773	*	100.0%
Miscellaneous Costs (Advertising, Communications, etc.)	Multiple Contracts/Purchase Orders	Multiple Providers		\$70,220		\$70,220			\$70,220	\$70,220	*	100.0%
SUBTOTAL				\$456,689,508	\$7,120,924	\$463,810,432	59		\$422,880,521			
ITS and Toll Gantry Equipment				\$12,146,440								
System Infrastructure - Fiber Optics												
Fiber/Conduit Installation/Repair	02289-NTT-00-GS-IT : TO 02	Southwestern Bell Telephone Co.		\$44,043		\$44,043			\$44,043	\$44,043	*	100.0%
Conduit Installation	02703-SH161-00-CN-IT	Future Telecom, Inc.		\$20,000	\$3,348	\$23,348	1	16.74%	\$23,348	\$23,348	*	100.0%
Trenching for Conduit for Telco Servers	02736-SH161-00-CN-IT	R. J. Carroll Company		\$10,000		\$10,000			\$7,155	\$7,155	**	71.6%
Fiber Optic Cable Installation	03191-PGB-00-CN-IT	Traffic Control Devices, Inc.		\$808,542		\$808,542			\$740,737	\$808,542	*	91.6%
Miscellaneous Costs (Advertising)	Multiple Purchase Orders	Multiple Providers		\$3,299		\$3,299			\$3,299	\$3,299	*	100.0%
ITS System Components												
CCTV Equipment and Pre-Assembly for Segment B-4	02105-NTT-00-CS-IT : WA 120	Securenet, Inc.		\$207,894		\$207,894			\$207,894	\$207,894	**	100.0%
Camera at MLG SB w/Interior & Exterior Cameras & Access Control for SB IT Bldg.	02105-NTT-00-CS-IT : WA 112	Securenet, Inc.		\$9,620		\$9,620			\$9,620	\$9,620	**	100.0%
CCTV Equipment and Pre-Assembly for Segment A-4 ITS Project (10 ITS Sites)	02105-NTT-00-CS-IT : WA 119	Securenet, Inc.		\$139,191		\$139,191			\$139,191	\$139,191	**	100.0%
Access Control and CCTV for IT Building & MLG-11 Gantry PTZ	02105-NTT-00-CS-IT : WA 71	Securenet, Inc.		\$13,891		\$13,891			\$13,891	\$13,891	*	100.0%
Consulting Services 2011 - 2012	03139-NTT-00-IL-IT : TO 02 B	Go IT Services, Inc.		\$179,321	\$177,267	\$356,588	1	98.85%	\$341,815	\$356,588	*	95.9%
Axis Fixed Cameras	03173-NTT-00-GS-IT : TO 02	Medwed Enterprises, Inc.		\$52,614		\$52,614			\$52,614	\$52,614	*	100.0%
Online Plan Room Services	03206-NTT-00-GS-PM : TO 01	Thomas Reprographics, Inc.		\$197		\$197			\$197	\$197	*	100.0%
Dynamic Message Signs	03242-NTT-00-IL-IT : TO 02	Skyline Products, Inc.		\$456,600		\$456,600			\$456,600	\$456,600	*	100.0%
Roadway Weather Information Systems	03251-NTT-00-IL-IT : TO 03	Consolidated Traffic Controls, Inc.		\$109,539		\$109,539			\$109,539	\$109,539	*	100.0%
PTZ & Fixed Cameras	03457-NTT-00-GS-IT : TO 01	Sigma Surveillance, Inc.		\$36,215		\$36,215			\$36,215	\$36,215	*	100.0%
ETC System Components												
Cabinets and Rails	02708-NTT-00-GS-IT : TO 01	Graybar Electric Co., Inc.		\$81,848		\$81,848			\$81,848	\$81,848	**	100.0%
Electrical Supplies	02717-NTT-00-GS-IT : TO 03	Falcon Electric, Inc.		\$6,525		\$6,525			\$6,525	\$6,525	*	100.0%
Rittal AC Wall Units	02734-NTT-00-GS-IT : TO 02	Cole-Parmer Instrument Company		\$28,992		\$28,992			\$28,992	\$28,992	*	100.0%
Vehicle Enforcement System (VES) Intelligent Cameras	02786-NTT-00-GS-IT : TO 01	JAI, Inc.		\$634,785		\$634,785			\$634,785	\$634,785	**	100.0%
Electrical Supplies	02902-NTT-00-GS-IT : TO 09	Falcon Electric, Inc.		\$522		\$522			\$522	\$522	*	100.0%
Electrical Supplies	02910-NTT-00-GS-IT : TO 05	Graybar Electric Co., Inc.		\$49,497		\$49,497			\$49,497	\$49,497	*	100.0%
Electrical Supplies	02949-NTT-00-GS-IT : TO 01	Summers Group, Inc.		\$7,641		\$7,641			\$7,641	\$7,641	*	100.0%
ETC Components	02989-NTT-00-GS-IT : TO 08	Hydro Fabrication, Inc.		\$18,262		\$18,262			\$18,262	\$18,262	*	100.0%
Uninterruptible Power Supplies (UPS)	03292-NTT-00-IL-IT : TO 03	Falcon Electric, Inc.		\$55,879		\$55,879			\$55,879	\$55,879	*	100.0%
HVAC Units	03372-PGB-00-GS-IT : TO 01	Graybar Electric Co., Inc.		\$43,113		\$43,113			\$43,113	\$43,113	*	100.0%
AVI Equipment	03400-PGB-07-GS-IT	Transcore Holdings, Inc.		\$222,295		\$222,295			\$222,295	\$222,295	*	100.0%
Hoffman Enclosures	03412-PGB-00-GS-IT : TO 01	Graybar Electric Co., Inc.		\$54,533		\$54,533			\$54,533	\$54,533	*	100.0%
Lane Controller Implementation	CIF-143 : TO 06	Information Methods, Inc.		\$5,700		\$5,700			\$5,700	\$5,700	*	100.0%
Line Interface and Serial Failover Modules	DNT-383 : TO 12	Electronic Transaction Consultants Corp.		\$79,387		\$79,387			\$79,387	\$79,387	*	100.0%
ETC Components	DNT-483 : TO 03	Transcore Holdings, Inc.		\$189,743		\$189,743			\$189,743	\$189,743	*	100.0%
ETC Components	Multiple Purchase Orders	Altex Electronics, Ltd.		\$38,511		\$38,511			\$38,511	\$38,511	*	100.0%
Lane Controller Components	Multiple Purchase Orders	American Portwell Technology, Inc.		\$112,648		\$112,648			\$112,648	\$112,648	*	100.0%
Idris Licenses	Purchase Order	Diamond Consulting Services, Ltd.		\$167,010		\$167,010			\$167,010	\$167,010	*	100.0%
Lane Equipment	Multiple Purchase Orders	Electronic Transaction Consultants Corp.		\$102,358		\$102,358			\$102,358	\$102,358	*	100.0%
Electrical Supplies	Purchase Order	Falcon Electric, Inc.		\$10,611		\$10,611			\$10,611	\$10,611	*	100.0%
Electrical Supplies	Multiple Purchase Orders	Graybar Electric Co., Inc.		\$16,295		\$16,295			\$16,295	\$16,295	*	100.0%
ETC Components	Multiple Purchase Orders	Hutton Communications, Inc.		\$21,857		\$21,857			\$21,857	\$21,857	*	100.0%
ETC Components	Multiple Purchase Orders	Northstar Controls, LLC		\$58,537		\$58,537			\$58,537	\$58,537	*	100.0%
ETC Components	Multiple Purchase Orders	Transcore Holdings, Inc.		\$349,489		\$349,489			\$349,489	\$349,489	*	100.0%
Miscellaneous Costs (Advertising, ETC Components)	Multiple Purchase Orders	Multiple Providers		\$33,159		\$33,159			\$33,159	\$33,159	*	100.0%
Network & Backoffice												
Uninterruptible Power Supplies	02717-NTT-00-GS-IT : TO 01	Falcon Electric, Inc.		\$72,360		\$72,360			\$72,360	\$72,360	*	100.0%
Uninterruptible Power Supplies	02902-NTT-00-GS-IT : TO 08	Falcon Electric, Inc.		\$2,546		\$2,546			\$2,546	\$2,546	*	100.0%
Cisco Network Equipment	03051-NTT-00-GS-IT : TO 01	Southwestern Bell Telephone Co.		\$6,595		\$6,595			\$6,595	\$6,595	*	100.0%
Uninterruptible Power Supplies (UPS)	03292-NTT-00-IL-IT : TO 04	Falcon Electric, Inc.		\$76,700		\$76,700			\$76,700	\$76,700	*	100.0%
Cisco Network Equipment	03444-PGB-07-IL-IT	Southwestern Bell Telephone Co.		\$396,237		\$396,237			\$396,237	\$396,237	*	100.0%
Cisco Network & Backoffice Equipment	Multiple Purchase Orders	Southwestern Bell Telephone Co.		\$59,734		\$59,734			\$59,734	\$59,734	*	100.0%
Network Controlled PDU	Purchase Order	W. W. Grainger, Inc.		\$8,560		\$8,560			\$8,560	\$8,560	*	100.0%
SUBTOTAL				\$5,102,895	\$180,615	\$5,283,510	2		\$5,198,087			
Others (ROW, Utilities, etc.)				\$1,679,799								
Utility Adjustments	Multiple Contracts	Multiple Providers		\$1,672,091		\$1,672,091			\$1,672,091	\$1,672,091	**	100.0%
Utility Adjustments	Multiple Contracts	Multiple Providers		\$25,546		\$25,546			\$25,546	\$25,546	*	100.0%
Mitigation Banking Credits for Impacts to Waters & Wetlands	02836-SH161-00-GS-PM	South Fork Trinity River Mitigation Bank		\$54,888		\$54,888			\$54,888	\$54,888	*	100.0%
SUBTOTAL				\$1,752,525		\$1,752,525			\$1,752,525			
Construction Contingency				\$34,958,666								
TOTAL				\$546,598,381	\$495,278,363	\$8,504,130	\$503,782,492	116	\$458,987,957			
Reimbursements to NTTA				\$12,000,000								
Advance Funding Agreement	03249-SH161-00-IL-PM	TxDOT		\$12,000,000		\$12,000,000	1		\$12,000,000	\$12,000,000		
SUBTOTAL				\$12,000,000		\$12,000,000	1		\$12,000,000			
TOTAL NTTA COSTS				\$534,598,381	\$483,278,363	\$8,504,130	\$491,782,492	117	\$446,987,957			

Note: The Estimate at Completion includes all currently committed contract values, as well as any pending contract values.

Monthly Project Delivery Report - February 2013

* Indicates contract is closed
** Indicates contract is inactive pending closure

Estimate at Completion for closed or inactive contracts is equal to the Costs Incurred 36



Monthly Corridor Program Status As of December 31, 2012

Chisholm Trail Parkway



Work Breakdown Structure			Estimate	Contract Actions					Expenditures	Summary Report		
Description	Contract Number	Contractor/Consultant	Level A	Contract Award	Contract Changes	Committed Contract Value	Number Of Contract Changes	Percent Change	Costs Incurred	Estimate At Completion	Status	Percent Incurred
Administration (Includes Corridor Management and Legal)			\$38,681,458									
Project Management	02005-NTT-00-PS-AD : WA 07 PM	HNTB Corporation		\$220,000	-\$5,163	\$214,837	2	-2.35%	\$214,837	\$214,837	**	100.0%
PMO Project Management 2008	02005-NTT-00-PS-AD : WA 10-07 PM	HNTB Corporation		\$1,700,705	\$320	\$1,700,385	1	-0.02%	\$1,700,385	\$1,700,385	**	100.0%
PMO Project Management 2009	02005-NTT-00-PS-AD : WA 12-07 PM	HNTB Corporation		\$3,001,416	-\$215,223	\$2,786,193	2	-7.17%	\$2,786,193	\$2,786,193	**	100.0%
PMO Project Management 2010	02005-NTT-00-PS-AD : WA 15 PM	HNTB Corporation		\$1,414,060	\$1,229,514	\$2,643,574	4	86.95%	\$2,643,574	\$2,643,574	**	100.0%
PMO Project Management 2011	02005-NTT-00-PS-AD : WA 17-09 PM	HNTB Corporation		\$3,585,600	-\$565,953	\$3,019,647	6	-15.78%	\$3,019,647	\$3,019,647	**	100.0%
PMO Project Management 2012	02005-NTT-00-PS-AD : WA 19-05 PM	HNTB Corporation		\$5,030,770		\$5,030,770			\$4,538,609	\$5,030,770		90.2%
PMC Project Management 2013	03425-NTT-00-PS-PM : WA 01-02	HNTB Corporation		\$5,005,353		\$5,005,353				\$5,005,353		
Production Management Services	02058-NTT-00-PS-EN : WA 04 CTP	Atkins North America, Inc.		\$130,677		\$130,677	1		\$130,677	\$130,677	**	100.0%
Production Management Services	02058-NTT-00-PS-EN : WA 08 CTP	Atkins North America, Inc.		\$273,192		\$273,192			\$273,192	\$273,192	**	100.0%
Production Management Services 2009	02058-NTT-00-PS-EN : WA 09 CTP	Atkins North America, Inc.		\$157,364	\$51,831	\$209,195	3	32.94%	\$209,195	\$209,195	**	100.0%
Production Management Services 2010	02058-NTT-00-PS-EN : WA 10	Atkins North America, Inc.		\$286,800	-\$49,004	\$237,796	1	-17.09%	\$237,796	\$237,796	**	100.0%
Section 6 Design/Build Procurement Support	02418-NTT-00-PS-PM : WA 05	HDR Engineering, Inc.		\$90,600		\$90,600	3		\$69,293	\$69,293	**	76.5%
Corridor Management 2009	02618-SWP-00-PS-PM : WA 01	Jacobs Engineering Group, Inc.		\$1,887,916	\$104,099	\$1,992,015	3	5.51%	\$1,992,014	\$1,992,014	**	100.0%
Corridor Management 2010	02618-SWP-00-PS-PM : WA 02	Jacobs Engineering Group, Inc.		\$2,762,300	-\$252,822	\$2,509,478	2	-9.15%	\$2,509,478	\$2,509,478	**	100.0%
Corridor Management 2011	02618-SWP-00-PS-PM : WA 03	Jacobs Engineering Group, Inc.		\$2,408,800	-\$380,375	\$2,028,425	2	-15.79%	\$2,028,425	\$2,028,425	**	100.0%
Corridor Management 2012	02618-SWP-00-PS-PM : WA 04	Jacobs Engineering Group, Inc.		\$2,335,800		\$2,335,800	1		\$1,684,658	\$2,335,800		72.1%
Corridor Management 2013	02618-SWP-00-PS-PM : WA 05	Jacobs Engineering Group, Inc.		\$2,373,344		\$2,373,344				\$2,373,344		
EPDS Support Consulting Services 2011 - 2012	03139-NTT-00-IL-IT : TO 04 A	Go IT Services, Inc.		\$162,639	\$121,989	\$284,628	1	75.01%	\$278,698	\$284,628		97.9%
Legal Services	03245-NTT-00-GS-LE	Newby Davis, PLLC		\$155,846		\$155,846			\$155,846	\$155,846		100.0%
Legal Services	DNT-525	Locke Lord Bissell & Liddell, LLP		\$3,019,377		\$3,019,377			\$3,019,377	\$3,019,377		100.0%
Corridor Management	SWP-2 : SA 10, SA 12-15	Jacobs Engineering Group, Inc.		\$12,291	\$6,493,245	\$6,493,245	5		\$6,492,832	\$6,492,832	*	100.0%
Miscellaneous Costs (Advertising, Postage & Delivery, etc.)	Multiple Purchase Orders	Multiple Providers		\$12,291		\$12,291			\$12,291	\$12,291		100.0%
SUBTOTAL				\$36,014,850	\$6,531,818	\$42,546,668	37		\$33,997,017			
Planning			\$17,914,320									
Planning Services	02005-NTT-00-PS-AD : TO 106	HNTB Corporation		\$224,485		\$224,485			\$224,485	\$224,485	**	100.0%
Master Plan Development	02005-NTT-00-PS-AD : TO 151	HNTB Corporation		\$547,106		\$547,106			\$547,106	\$547,106	**	100.0%
ITS Master Plan	02005-NTT-00-PS-AD : TO 261	HNTB Corporation		\$25,365		\$25,365			\$25,365	\$25,365	**	100.0%
Additional Planning Services	02005-NTT-00-PS-AD : TO 703	HNTB Corporation		\$24,388		\$24,388			\$24,388	\$24,388	**	100.0%
Travel Demand Modeling	02726-NTT-00-IL-PM : TO 01/02	NCTCOG		\$13,145		\$13,145			\$13,145	\$13,145	**	100.0%
Revised Demographics Modeling	02726-NTT-00-IL-PM : TO 06	NCTCOG		\$15,000		\$15,000			\$13,063	\$13,063	**	87.1%
Section 2, 4, 5, and 6 Mitigation Banking Credits	03180-SWP-00-PS-PM	South Fork Trinity River Mitigation Bank		\$1,731,730		\$1,731,730			\$1,731,730	\$1,731,730	**	100.0%
Section 4 and 5 Mitigation Banking Credits	03181-SWP-00-PS-PM	Trinity River Mitigation Bank, LP		\$92,700		\$92,700			\$92,700	\$92,700	**	100.0%
Section 4 and 5 Mitigation Banking Credits	03182-SWP-00-PS-PM	Wetlands Management, LP		\$202,350		\$202,350			\$202,350	\$202,350	**	100.0%
Section 5 Mitigation Banking Credits	03293-SWP-02-PS-PM	South Fork Trinity River Mitigation Bank		\$672,000		\$672,000			\$672,000	\$672,000	**	100.0%
Preliminary T&R Study, Tarrant & Johnson Counties	DNT-244 : WA 05-01	CDM Smith, Inc.		\$167,500		\$167,500			\$167,500	\$167,500	*	100.0%
Toll Feasibility Study from I-30 to Altamesa Blvd.	DNT-357 : WA 44	HNTB Corporation		\$28,000		\$28,000			\$20,073	\$20,073	*	71.7%
3D Visualization - Alternatives	DNT-454 : TO 01/02	Half Associates, Inc.		\$89,082		\$89,082			\$88,771	\$88,771	*	99.7%
Investment Grade Study	DNT-544 : WA 2005-08	CDM Smith, Inc.		\$731,000	\$60,000	\$791,000	1	8.21%	\$770,459	\$770,459	*	97.4%
Investment Grade Study Update	DNT-544 : WA 2007-14 Pt 1	CDM Smith, Inc.		\$209,774		\$209,774			\$207,603	\$207,603	*	99.0%
Pre-Sketch, Sketch & Investment Level T&R Study	DNT-544 : WA 2008	CDM Smith, Inc.		\$627,000		\$627,000			\$620,948	\$620,948	*	99.0%
T&R Evaluation Update & Project Financing Technical Development Support	DNT-544 : WA 2009	CDM Smith, Inc.		\$95,200		\$95,200	1		\$91,364	\$91,364	*	96.0%
Data Collection & T&R Studies	DNT-544 : WA 2010	CDM Smith, Inc.		\$203,300	\$156,000	\$359,300	2	76.73%	\$289,784	\$289,784	*	80.7%
Independent Economic Review & T&R Services 2011	DNT-544 : WA 2011	CDM Smith, Inc.		\$381,000	\$98,800	\$479,800	3	25.93%	\$454,535	\$479,800	*	94.7%
Planning Services	SWP-2 : SA 1-9, SA 11	Jacobs Engineering Group, Inc.		\$2,200,000	\$2,742,374	\$4,942,374	10	124.65%	\$4,942,374	\$4,942,374	*	100.0%
Miscellaneous Asbestos Abatement Costs	Multiple Purchase Orders	Texas Department of State Health Services		\$6,885		\$6,885			\$6,885	\$6,885		100.0%
Miscellaneous Costs (Postage & Delivery, Public Event Expense)	Multiple Purchase Orders	Multiple Providers		\$3,700		\$3,700			\$3,700	\$3,700		100.0%
Miscellaneous Financing Costs	Multiple Contracts/Purchase Orders	Multiple Providers		\$3,711,035	\$863,500	\$4,574,535	2	23.27%	\$3,502,362	\$4,554,400		76.6%
SUBTOTAL				\$12,001,745	\$3,920,674	\$15,922,419	19		\$14,712,690			
Design			\$54,965,803									
Design Consulting Services	02015-SWP-00-PS-AD	Gideon Toal, Inc.		\$65,000		\$65,000			\$40,540	\$40,540	*	62.4%
Primary Control Network Survey Services	02016-NTT-00-PS-IT : WA 02	Aero-Metric, Inc., DBA Markhurd		\$39,130		\$39,130			\$39,130	\$39,130	**	100.0%
MEP Design Consulting Services	02023-NTT-00-PS-MA : WA 42	Jacobs Engineering Group, Inc.		\$30,850		\$30,850			\$7,958	\$7,958	**	25.8%
Design & Construction Coordination, Centennial Rail Yard	02074-SWP-01-CS-EN	Union Pacific Railroad Co.		\$100,000		\$100,000			\$94,184	\$94,184	*	94.2%
Section 1 PS&E	02075-SWP-01-PS-EN	Aecom USA, Inc.		\$5,800,242	\$3,097,447	\$8,897,689	16	53.40%	\$8,518,582	\$8,897,689	**	95.7%
Section 2 PS&E	02077-SWP-01-PS-EN	Kimley-Horn & Associates, Inc.		\$3,693,176	\$2,466,154	\$6,159,330	15	66.78%	\$5,869,013	\$6,159,330	**	95.3%
Section 2B PS&E	02079-SWP-01-PS-EN	Bridgfarmer & Associates, Inc.		\$3,407,918	\$2,157,672	\$5,565,590	15	63.31%	\$5,565,590	\$5,565,590	**	97.4%
Section 3 PS&E	02081-SWP-01-PS-EN	HDR Engineering, Inc.		\$9,530,775	\$2,792,455	\$12,323,230	21	29.30%	\$12,037,003	\$12,323,230	**	97.7%
Section 4 PS&E	02083-SWP-01-PS-EN	Kennedy Consulting, Ltd.		\$2,939,094	\$2,147,959	\$5,087,053	12	73.08%	\$4,969,078	\$5,087,053	**	97.7%
Landscape Design Services	02087-SWP-00-PS-MA	HNTB Corporation		\$801,613	\$236,000	\$1,037,613	6	29.44%	\$1,030,574	\$1,030,574	**	99.3%
Signal Design	02212-SWP-01-IL-EN	City of Fort Worth		\$280,000		\$280,000	1		\$270,000	\$270,000	**	96.4%
Section 3A Retaining Wall Engineer	02557-NTT-00-PS-PM : WA 03	Kleinfelder Central, Inc.		\$248,066	-\$96,443	\$151,623	3	-38.88%	\$151,623	\$151,623	**	100.0%
Section 2C Retaining Wall Engineer	02557-NTT-00-PS-PM : WA 04	Kleinfelder Central, Inc.		\$59,183	-\$1,037	\$58,146	2	-1.75%	\$58,146	\$58,146	**	100.0%
Section 3B, 4 & 5 Retaining Wall Engineer	02557-NTT-00-PS-PM : WA 09	Kleinfelder Central, Inc.		\$205,895	\$9,500	\$215,395	7	4.61%	\$185,243	\$215,395	**	86.0%
Sections 1 & 2 Independent Review of Geotechnical Report	02589-NTT-00-PS-PM : WA 02-03	Atkins North America, Inc.		\$43,536	-\$19,120	\$24,415	3	-43.92%	\$24,415	\$24,415	**	100.0%
Section 2B Independent Review of Geotechnical Report	02589-NTT-00-PS-PM : WA 04	Atkins North America, Inc.		\$46,559	-\$41,677	\$4,881	1	-89.51%	\$4,881	\$4,881	**	100.0%
Sections 1, 2, & 2B Retaining Wall Engineer	02589-NTT-00-PS-PM : WA 05	Atkins North America, Inc.		\$222,280	-\$99,096	\$123,183	2	-44.58%	\$123,183	\$123,183	**	100.0%
Section 5 Redesign Services	03105-SWP-02-IL-PM	TxDOT		\$288,450		\$288,450			\$288,450	\$288,450	**	100.0%
Section 5 - Redesign Construction Phase Services	03336-SWP-00-IL-PM	TxDOT		\$255,192		\$255,192	1		\$200,000	\$255,192	**	78.4%
Professional Surveying Services	SWP-7	Gorronona & Associates, Inc.		\$1,810,000	-\$306,595	\$1,503,405	9	-16.94%	\$1,473,762	\$1,503,405	**	98.0%
Collection of Design Data	SWP-9	Aero-Metric, Inc., DBA Markhurd		\$165,935	\$4,470	\$170,405	1	2.69%	\$170,405	\$170,405	*	100.0%
Miscellaneous Costs (Advertising)	Multiple Purchase Orders	Multiple Providers		\$8,467		\$8,467			\$8,467	\$8,467		100.0%
SUBTOTAL				\$30,041,361	\$12,347,689	\$42,389,047	115		\$40,986,003			
Construction (Includes Construction Management)			\$857,016,245									
Constructability and Plan Review Services	02058-NTT-00-PS-EN : WA 02	Atkins North America, Inc.		\$296,200	-\$220	\$295,980	1	-0.07%	\$295,980	\$295,980	**	100.0%
Section 2C Interim Construction Management Services	02058-NTT-00-PS-EN : WA 11	Atkins North America, Inc.		\$49,537	-\$1,121	\$48,416	1	-2.26%	\$48,416	\$48,416	**	100.0%
Section 2C Construction Management	02058-NTT-00-PS-EN : WA 12	Atkins North America, Inc.		\$2,210,980		\$2,210,980	2		\$2,190,836	\$2,190,836	**	99.1%
Section 2B Construction Management	02058-NTT-00-PS-EN : WA 13	Atkins North America, Inc.		\$3,465,576		\$3,465,576			\$1,774,319	\$3,465,576	**	51.2%
Section 1 Construction	02076-SWP-01-CN-PM	Williams Brothers Construction Co., Inc.		\$122,560,413	\$1,365,710	\$123,926,123	21	1.11%	\$40,583,278	\$123,926,123	**	32.7%
Section 2 Construction	02078-SWP-01-CN-PM	Webber, LLC		\$77,782,579	\$3,007,276	\$80,789,855	15	3.87%	\$23,242,795	\$80,789,855	**	28.8%
Section 2B Construction	02080-SWP-01-CN-PM	Austin Bridge & Road, LP		\$56,237,606	\$976,295	\$57,213,900	25	1.74%	\$43,737,751	\$57,213,900	**	76.4%
Section 4 Construction	02084-SWP-01-CN-PM	SEMA Construction, Inc.										



Monthly Corridor Program Status As of December 31, 2012

Chisholm Trail Parkway



Work Breakdown Structure			Estimate	Contract Actions					Expenditures	Summary Report		
Description	Contract Number	Contractor/Consultant	Level A	Contract Award	Contract Changes	Committed Contract Value	Number Of Contract Changes	Percent Change	Costs Incurred	Estimate At Completion	Status	Percent Incurred
Section 2C Wall Engineer Construction Phase Services	02557-NTT-00-PS-PM : WA 06	Kleinfelder Central, Inc.		\$167,002		\$166,821	7	-0.11%	\$166,821	\$166,821	**	100.0%
Section 3A Wall Engineer Construction Phase Services	02557-NTT-00-PS-PM : WA 07	Kleinfelder Central, Inc.		\$257,326		\$257,326	4		\$92,404	\$257,326		35.9%
Section 2C Independent Assurance Services	02644-NTT-00-PS-PM : WA 05	Raba-Kistner Infrastructure, Inc.		\$177,181	\$23,665	\$200,846	4	13.36%	\$200,846	\$200,846	*	100.0%
Section 2B Independent Assurance Services	02644-NTT-00-PS-PM : WA 06	Raba-Kistner Infrastructure, Inc.		\$293,980		\$293,980			\$246,960	\$293,980		84.0%
Davidson Yard & Hump Lead Agreement ¹	02659-SWP-01-IL-PM	Union Pacific Railroad Co.		\$2,452,000		\$2,452,000			\$2,285,007	\$2,452,000		93.2%
Section 3B Construction	02720-SWP-01-CN-PM	Texas Sterling Construction, LP		\$91,241,537	\$1,294,705	\$92,536,242	12	1.42%	\$21,352,278	\$92,536,242		23.1%
Section 2C Construction ¹	02789-SWP-00-CN-PM	Austin Bridge & Road, LP		\$21,735,684	\$576,626	\$22,312,310	30	2.65%	\$21,686,374	\$22,312,310		97.2%
Section 2C Material Testing Services	02812-SWP-02-PS-PM : WA 01	Alpha Testing, Inc.		\$505,067	\$7,540	\$512,607	2	1.49%	\$512,607	\$512,607	**	100.0%
Section 2B Material Testing Services	02812-SWP-02-PS-PM : WA 02	Alpha Testing, Inc.		\$1,211,272		\$1,211,272			\$577,550	\$1,211,272		47.7%
Section 2 Construction Management	02875-SWP-01-PS-PM : WA 01	Lamb-Star Engineering, LP		\$5,668,500		\$5,668,500			\$1,451,311	\$5,668,500		25.6%
Section 3B Construction Management	02876-SWP-01-PS-PM : WA 01	DFW Construction & Management Partners		\$5,805,900		\$5,805,900			\$1,555,328	\$5,805,900		26.8%
Section 4 Construction Management	02877-SWP-01-PS-PM : WA 01	Brown & Gay Engineers, Inc.		\$4,486,000		\$4,486,000	1		\$1,387,283	\$4,486,000		30.9%
Section 3B Materials Testing Services	02878-SWP-01-PS-PM : WA 01	Mas-Tek Engineering & Associates, Inc.		\$1,584,500		\$1,584,500			\$339,523	\$1,584,500		21.4%
Section 2 Materials Testing Services	02879-SWP-01-PS-PM : WA 01	Alliance Geotechnical Group, Inc.		\$1,708,000		\$1,708,000			\$284,849	\$1,708,000		16.7%
Section 4 Materials Testing Services	02880-SWP-01-PS-PM : WA 01	AMEC Environment & Infrastructure, Inc.		\$972,811		\$972,811			\$298,457	\$972,811		30.7%
Section 1 Materials Testing Services	02883-SWP-01-PS-PM : WA 01	AMEC Environment & Infrastructure, Inc.		\$2,135,500		\$2,135,500	1		\$450,984	\$2,168,249		21.1%
Section 5 Construction Management	02916-SWP-02-PS-PM : WA 01	Southwest Mobility Partners-A JV		\$4,602,300		\$4,602,300			\$1,274,982	\$4,602,300		27.7%
Section 6 Construction Management	02917-SWP-03-PS-PM : WA 01	HDR Engineering, Inc.		\$5,475,500		\$5,475,500			\$927,404	\$5,475,500		16.9%
Section 5 Materials Testing Services	02918-SWP-02-PS-PM : WA 01	TEAM Consultants, Inc.		\$1,499,200		\$1,499,200			\$187,249	\$1,499,200		12.5%
Section 6 Owner Verification Services	02919-SWP-03-PS-PM : WA 01	Raba-Kistner Infrastructure, Inc.		\$1,248,500		\$1,248,500			\$391,332	\$1,248,500		31.3%
Sections 1 - 5 Material Inspection & Testing Services 2011-2012	02941-NTT-00-IL-PM : TO 06	TxDOT		\$528,225		\$528,225			\$528,225	\$528,225	**	100.0%
Section 6 Construction Design/Build	02947-SWP-03-DB-PM	Granite Construction Company		\$167,755,000	\$13,927,000	\$181,682,000	1	8.30%	\$48,215,650	\$181,682,000		26.5%
Section 2C Flagging Services	02991-SWP-01-PS-PM	Union Pacific Railroad Co.		\$180,000		\$445,000	2	147.22%	\$429,209	\$445,000		96.5%
Section 5 Construction	03033-SWP-02-CN-PM	Texas Sterling Construction, LP		\$61,952,017	\$563,669	\$62,515,686	7	0.91%	\$18,121,399	\$62,515,686		29.0%
Section 2B Flagging Services	03082-SWP-01-PS-PM	Union Pacific Railroad Co.		\$1,400,000	\$32,000	\$1,432,000	1	2.29%	\$1,028,629	\$1,432,000		71.8%
Section 1, 2, 3B, 4, 5 & 6 Independent Assurance	03097-SWP-00-PS-PM : WA 01	Kleinfelder Central, Inc.		\$780,500		\$780,500			\$104,716	\$780,500		13.4%
Section 2 Flagging Services	03106-SWP-01-PS-PM	Union Pacific Railroad Co.		\$86,000		\$86,000			\$5,696	\$86,000		6.6%
Online Plan Room Services	03206-NTT-00-GS-PM : TO 02	Thomas Reprographics, Inc.		\$10,926		\$10,926			\$10,926	\$10,926		100.0%
Construction Office Lease Agreement	03326-NTT-00-LA-PM	Village at Camp Bowie I, LP		\$178,386	\$5,311	\$183,697	2	2.98%	\$56,876	\$183,697		31.0%
Section 1 - Flagging Services	03373-SWP-01-PS-PM	Fort Worth & Western Railroad		\$1,030,000		\$1,030,000			\$159,375	\$1,030,000		15.5%
Section 5 - Flagging Services	03378-SWP-02-PS-PM	Fort Worth & Western Railroad		\$259,000		\$259,000			\$58,405	\$259,000		22.6%
Sections 1 & 5 - Consultant Review Services	03432-SWP-00-IL-PM	Fort Worth & Western Railroad		\$57,210		\$57,210			\$57,210	\$57,210		100.0%
Sections 1 - 5 Materials Testing	03450-NTT-00-IL-PM : TO 01	TxDOT		\$53,117		\$53,117			\$53,117	\$53,117		100.0%
Pre-construction Activities	DNT-520 : WA 03 CTP	Atkins North America, Inc.		\$84,296		\$84,296			\$84,296	\$84,296	**	100.0%
Design/Build Proposal Stipend	Purchase Order	Kiewit Texas Construction, LP		\$150,000		\$150,000			\$150,000	\$150,000	*	100.0%
Design/Build Proposal Stipend	Purchase Order	Prairie Link Constructors JV		\$150,000		\$150,000			\$150,000	\$150,000	*	100.0%
Mockup Wall Panel Frame Installation	Purchase Order	Rebcon, Inc.		\$15,935		\$15,935			\$15,935	\$15,935	*	100.0%
Miscellaneous Costs (Advertising, Communications, etc.)	Multiple Contracts/Purchase Orders	Multiple Providers		\$229,505		\$229,505			\$229,505	\$229,505		100.0%
SUBTOTAL				\$717,569,459	\$25,650,898	\$743,220,356	144		\$256,867,102			
ITS and Toll Gantry Equipment				\$11,144,870								
ITS System Components												
Consulting Services 2011 - 2012	03139-NTT-00-IL-IT : TO 04 B	Go IT Services, Inc.		\$54,612	\$187,701	\$242,313	1	343.70%	\$226,671	\$242,313		93.5%
Aerial Photography	Purchase Order	NCTCOG		\$4,349		\$4,349			\$4,349	\$4,349		100.0%
SUBTOTAL				\$58,961	\$187,701	\$246,662	1		\$231,020			
Others (ROW, Utilities, etc.)				\$369,471,153								
ROW Acquisition & Associated Costs	Multiple Purchase Orders	Multiple Providers		\$9,435,104		\$9,435,104			\$9,435,104	\$9,435,104		100.0%
Utility Adjustments	Multiple Contracts/Purchase Orders	Multiple Providers		\$16,632,561	\$346,351	\$16,978,912	3	2.08%	\$6,761,084	\$16,978,912		39.8%
Utility Adjustments	Multiple Contracts	Multiple Providers		\$14,218,214	\$28,308	\$14,246,522	10	0.20%	\$10,855,196	\$11,020,961	**	76.2%
Utility Adjustments	Multiple Contracts	Multiple Providers		\$1,555,136	\$16,891	\$1,572,027	3	1.09%	\$1,417,346	\$1,417,346	*	90.2%
ROW Agreement between City of Fort Worth, TxDOT & UPRR ¹	02659-SWP-01-IL-PM : TO 02	Union Pacific Railroad/North American Title Co.		\$92,548,000	-\$9,903,247	\$82,644,753	8	-10.70%	\$59,300,983	\$82,644,753		71.8%
Section 5 ROW Coordination Services	02671-NTT-00-PS-PM : WA 03	U.S. Right of Way Acquisition Company, Inc.		\$53,200		\$53,200			\$53,025	\$53,025	**	99.7%
Section 6 ROW Coordination Services	02671-NTT-00-PS-PM : WA 04	U.S. Right of Way Acquisition Company, Inc.		\$138,800		\$138,800			\$138,786	\$138,786	**	100.0%
Section 5 Utility Coordination Services	02671-NTT-00-PS-PM : WA 05	U.S. Right of Way Acquisition Company, Inc.		\$514,300	\$1,095	\$515,395	4	0.21%	\$388,672	\$515,395		75.4%
Section 5 ROW Coordination Services	02671-NTT-00-PS-PM : WA 06	U.S. Right of Way Acquisition Company, Inc.		\$211,700	\$50,300	\$262,000	2	23.76%	\$247,511	\$247,511	**	94.5%
Section 5 Phase 2 ROW Coordination Services	02671-NTT-00-PS-PM : WA 07	U.S. Right of Way Acquisition Company, Inc.		\$298,900		\$298,900	1		\$244,822	\$298,900		81.9%
Section 6 Utility & ROW Coordination	02671-NTT-00-PS-PM : WA 08	U.S. Right of Way Acquisition Company, Inc.		\$265,428		\$265,428	1		\$214,889	\$265,428		81.0%
Maintenance Center ROW Services	02671-NTT-00-PS-PM : WA 09	U.S. Right of Way Acquisition Company, Inc.		\$22,859		\$22,859	2		\$22,859	\$22,859		100.0%
Billboard Lease Assignment	03498-SWP-00-UR-PM	Fort Worth & Western Railroad		\$50,000		\$50,000			\$50,000	\$50,000		100.0%
Proportional Rent Refund	03499-SWP-00-UR-PM	Clear Channel Outdoor, Inc.		\$5,850		\$5,850			\$5,850	\$5,850		100.0%
ROW Coordination	DNT-520 : WA 04 - 06B	Atkins North America, Inc.		\$225,000	\$733,281	\$958,281	2	325.90%	\$955,839	\$955,839	**	99.7%
ROW & Utility Coordination & Utility Inspection Services	DNT-520 : WA 07 CTP	Atkins North America, Inc.		\$754,832	\$64,956	\$819,788	3	8.61%	\$819,788	\$819,788	**	100.0%
Miscellaneous Costs (Travel Expense, etc.)	Multiple Purchase Orders	Multiple Providers		\$755		\$755			\$755	\$755		100.0%
SUBTOTAL				\$136,930,639	-\$8,662,065	\$128,268,574	39		\$90,889,650			
Construction Contingency				\$47,950,007								
TOTAL				\$1,397,143,856								
Reimbursements to NTTA				\$169,384,223								
Davidson Yard & Hump Lead Agreement	02659-SWP-01-IL-PM : TO 01	City of Fort Worth		\$1,976,000		\$1,976,000			\$1,866,864	\$1,976,000		
Toll Equity Grant	02659-SWP-01-IL-PM : TO 03	TxDOT		\$49,870,000		\$49,870,000			\$49,870,000	\$49,870,000		
Section 2 Edwards Ranch Road Betterments	03258-SWP-01-IL-PM	Edwards Geren, Ltd.		\$88,223		\$88,223			\$88,223	\$88,223		
Section 5 McPherson Blvd. Betterments (estimated value)	03259-SWP-02-IL-PM	SLF IV/Legacy Capital, LP		\$371,463		\$371,463			\$371,463	\$371,463		
Section 5 Sycamore School Rd. Betterments (estimated value)	03260-SWP-02-IL-PM	Summer Sycamore I, Ltd.		\$354,470		\$354,470			\$354,470	\$354,470		
10% of ROW Acquisition Cost in Johnson County	03281-SWP-00-IL-PM	Johnson County, Texas		\$215,412		\$215,412			\$215,412	\$215,412		
Proposition 14 Funds/Federal Toll Equity Grant	03328-SWP-00-IL-PM : TO 01	TxDOT		\$116,100,000		\$116,100,000			\$22,969,933	\$116,100,000		
SUBTOTAL				\$168,975,568		\$168,975,568			\$74,795,020			
Work Performed by Others				\$367,966,750								
TOTAL NTTA COSTS				\$859,792,883		\$763,641,447			\$39,976,715			
						\$803,618,158	355		\$362,888,462			

Note: Currently TxDOT's portion of the cost is \$154,311,413, ARRA funding provides \$116,655,337 and the City of Fort Worth's portion of the cost at this time is approximately \$59,476,000. NCTCOG through TxDOT is allocating \$205,470,000.
¹The \$95,000,000 originally agreed upon in contract 02659 for UPRR related work is split between contract 02659 Hump Lead Agreement (Construction section), Formal Agreement (Others section) and contract 02789 Section 2C construction (Construction section).
 The Estimate at Completion includes all currently committed contract values, as well as any pending contract values.

Monthly Project Delivery Report - February 2013



Monthly Corridor Program Status As of December 31, 2012

Dallas North Tollway Phase 4A



Work Breakdown Structure			Estimate	Contract Actions					Expenditures	Summary Report		
Description	Contract Number	Contractor/Consultant	Level F ¹	Contract Award	Contract Changes	Committed Contract Value	Number Of Contract Changes	Percent Change	Costs Incurred	Estimate At Completion	Status	Percent Incurred
Administration (includes Corridor Management and Legal)												
Project Management	02005-NTT-00-PS-AD : WA 01 Pt 1 PD	HNTB Corporation		\$461,356	-\$275,830	\$185,526	1	-59.79%	\$185,526	\$185,526	**	100.0%
PMO Project Management	02005-NTT-00-PS-AD : WA 03 Pt 1 PM	HNTB Corporation		\$128,740	-\$5,613	\$123,127	2	-4.36%	\$123,127	\$123,127	**	100.0%
PMO Project Management FY-2008	02005-NTT-00-PS-AD : WA 10-03 Pt 1 PM	HNTB Corporation		\$808,707	-\$496	\$808,211	1	-0.06%	\$808,211	\$808,211	**	100.0%
PMO Project Management FY-2009	02005-NTT-00-PS-AD : WA 12-03 Pt 1 PM	HNTB Corporation		\$540,339	-\$129,986	\$410,353	2	-24.06%	\$410,353	\$410,353	**	100.0%
PMO Project Management FY-2010	02005-NTT-00-PS-AD : WA 15-01 PM	HNTB Corporation		\$80,445	-\$42,921	\$37,524	4	-53.35%	\$37,524	\$37,524	**	100.0%
PMO Project Management FY-2011	02005-NTT-00-PS-AD : WA 17-01 PM	HNTB Corporation		\$43,200	-\$37,181	\$6,019	6	-86.07%	\$6,019	\$6,019	**	100.0%
PMO Project Management FY-2012	02005-NTT-00-PS-AD : WA 19-10 PM	HNTB Corporation		\$6,198		\$6,198				\$6,198		
PMC Project Management FY-2013	03425-NTT-00-PS-PM : WA 01-11	HNTB Corporation		\$3,962		\$3,962				\$3,962		
Production Management Services	02058-NTT-00-PS-EN : WA 04 DNT4A	Atkins North America, Inc.		\$7,622		\$7,622	1		\$7,622	\$7,622	**	100.0%
Production Management Services	02058-NTT-00-PS-EN : WA 08 DNT4A	Atkins North America, Inc.		\$12,030		\$12,030			\$12,030	\$12,030	**	100.0%
Production Management Services FY-2009	02058-NTT-00-PS-EN : WA 09 DNT4A	Atkins North America, Inc.		\$83,329	-\$62,345	\$20,984	3	-74.82%	\$20,984	\$20,984	**	100.0%
Legal Services	DNT-525	Locke Lord Bissell & Liddell, LLP		\$299,978		\$299,978			\$299,978	\$299,978		100.0%
Miscellaneous Costs (Postage & Delivery, Public Event Expense)	Multiple Contracts/Purchase Orders	Multiple Providers		\$4,103		\$4,103			\$4,103	\$4,103		100.0%
SUBTOTAL				\$2,480,009	-\$554,372	\$1,925,637	20		\$1,915,477			
Planning												
Planning Services	02005-NTT-00-PS-AD : TO 711	HNTB Corporation		\$51,705		\$51,705			\$51,705	\$51,705	**	100.0%
Feasibility of Alignment Alternatives	02005-NTT-00-PS-AD : WA 07 EN	HNTB Corporation		\$110,055	-\$94,537	\$15,518	1	-85.90%	\$15,518	\$15,518	**	100.0%
Project Development and Environmental Documentation	02280-DNT-00-PS-PD : TO 01	Half Associates, Inc.		\$811,767		\$811,767			\$811,767	\$811,767	*	100.0%
Property Agreement Advisory Services	02719-NTT-00-CS-PM : WA 01-01	James W. Griffin		\$4,670		\$4,670			\$4,661	\$4,661	**	99.8%
Property Agreement Advisory Services FY-2010	02719-NTT-00-CS-PM : WA 02-01	James W. Griffin		\$11,021	-\$5,975	\$5,046	1	-54.21%	\$5,046	\$5,046	**	100.0%
Property Agreement Advisory Services FY-2011	02719-NTT-00-CS-PM : WA 03-01	James W. Griffin		\$8,838	-\$3,703	\$5,135	1	-41.90%	\$5,135	\$5,135	**	100.0%
Property Agreement Advisory Services FY-2012	03330-NTT-00-CS-PM : WA 01-02	James W. Griffin		\$8,852		\$8,852			\$3,300	\$8,852		37.3%
Property Agreement Advisory Services FY-2013	03330-NTT-00-CS-PM : WA 02-01	James W. Griffin								\$8,853		
Feasibility of Alignment Alternatives	DNT-357 : WA 34	HNTB Corporation		\$170,400	-\$110,055	\$60,345	1	-64.59%	\$60,167	\$60,167	*	99.7%
Alignment Adjustments	DNT-454 : TO 05	Half Associates, Inc.		\$20,034		\$20,034			\$20,034	\$20,034	*	100.0%
Sketch Level T&R Study	DNT-544 : WA 2007-18 Pt 1	CDM Smith, Inc.		\$77,500	\$15,000	\$92,500	1	19.35%	\$90,341	\$90,341	*	97.7%
Schematic Level Traffic Projections	DNT-544 : WA 2007-18 Pt 2	CDM Smith, Inc.		\$45,000		\$45,000			\$44,974	\$44,974	*	99.9%
Mobile Source Air Toxics and Environmental Justice Analyses	FSF-46 : TO 02 DNT4A	NCTCOG		\$15,420		\$15,420			\$15,420	\$15,420	*	100.0%
Miscellaneous Costs (Postage & Delivery, Public Event Expense)	Multiple Purchase Orders	Multiple Providers		\$4,678		\$4,678			\$4,678	\$4,678		100.0%
SUBTOTAL				\$1,339,940	-\$199,270	\$1,140,670	5		\$1,132,746			
Design												
Aerial Photography Services	02016-NTT-00-PS-IT : WA 04 DNT4A	Aero-Metric, Inc., DBA Markhurd		\$76,513		\$76,513			\$76,513	\$76,513	*	100.0%
Aerial Photography & Surveying	CIF-161 : WA 01 4A	Aero-Metric, Inc., DBA Markhurd		\$14,120		\$14,120			\$14,120	\$14,120	*	100.0%
SUBTOTAL				\$90,633		\$90,633			\$90,633			
Construction (includes Construction Management)												
ITS and Toll Gantry Equipment												
Others (ROW, Utilities, etc.)												
Construction Contingency												
TOTAL				\$3,910,582	-\$753,642	\$3,156,940	25		\$3,138,856			
Reimbursements to NTTA												
Aerial Photography & Surveying	FSF-85	Collin County and Town of Prosper		\$14,120		\$14,120			\$14,120	\$14,120		
SUBTOTAL				\$14,120		\$14,120			\$14,120			
TOTAL NTTA COSTS				\$3,896,462	-\$753,642	\$3,142,820	25		\$3,124,736			

Note: The Estimate at Completion includes all currently committed contract values, as well as any pending contract values.
¹ Estimates are not provided at this time.



Monthly Corridor Program Status As of December 31, 2012

Dallas North Tollway Phase 4B/5A



Work Breakdown Structure			Estimate	Contract Actions					Expenditures	Summary Report		
Description	Contract Number	Contractor/Consultant	Level E ¹	Contract Award	Contract Changes	Committed Contract Value	Number Of Contract Changes	Percent Change	Costs Incurred	Estimate At Completion	Status	Percent Incurred
Administration (includes Corridor Management and Legal)												
Project Management	02005-NTT-00-PS-AD : WA 01 Pt 2 PD	HNTB Corporation		\$230,644	-\$137,890	\$92,754	1	-59.78%	\$92,754	\$92,754	**	100.0%
PMO Project Management	02005-NTT-00-PS-AD : WA 03 Pt 2 PM	HNTB Corporation		\$64,360	-\$2,806	\$61,554	2	-4.36%	\$61,554	\$61,554	**	100.0%
PMO Project Management FY-2008	02005-NTT-00-PS-AD : WA 10-03 Pt 2 PM	HNTB Corporation		\$404,293	-\$237	\$404,056	1	-0.06%	\$404,056	\$404,056	**	100.0%
PMO Project Management FY-2009	02005-NTT-00-PS-AD : WA 12-03 Pt 2 PM	HNTB Corporation		\$231,574	\$213,855	\$445,429	2	92.35%	\$445,429	\$445,429	**	100.0%
PMO Project Management FY-2010	02005-NTT-00-PS-AD : WA 15-02 PM	HNTB Corporation		\$589,792	\$169,993	\$759,785	4	28.82%	\$759,785	\$759,785	**	100.0%
PMO Project Management FY-2011	02005-NTT-00-PS-AD : WA 17-02 PM	HNTB Corporation		\$460,800	-\$115,974	\$344,826	6	-25.17%	\$344,826	\$344,826	**	100.0%
PMO Project Management FY-2012	02005-NTT-00-PS-AD : WA 19-11 PM	HNTB Corporation		\$213,733		\$213,733			\$57,792	\$213,733		27.0%
PMC Project Management FY-2013	03425-NTT-00-PS-PM : WA 01-12/13	HNTB Corporation		\$12,436		\$12,436				\$12,436		
Production Management Services	02058-NTT-00-PS-EN : WA 04 DNT4B	Atkins North America, Inc.		\$3,810		\$3,810	1		\$3,810	\$3,810	**	100.0%
Production Management Services	02058-NTT-00-PS-EN : WA 08 DNT4B	Atkins North America, Inc.		\$6,015		\$6,015			\$6,015	\$6,015	**	100.0%
Production Management Services FY-2009	02058-NTT-00-PS-EN : WA 09 DNT4B	Atkins North America, Inc.		\$55,552	-\$47,825	\$7,727	3	-86.09%	\$7,727	\$7,727	**	100.0%
Production Management Services FY-2010	02058-NTT-00-PS-EN : WA 10 4B5A	Atkins North America, Inc.		\$87,200	-\$27,792	\$59,408	1	-31.87%	\$59,408	\$59,408	**	100.0%
Legal Services	DNT-525	Locke Lord Bissell & Liddell, LLP		\$70,485		\$70,485			\$70,485	\$70,485		100.0%
SUBTOTAL				\$2,430,694	\$51,324	\$2,482,018	21		\$2,313,641			
Planning												
Planning Services	02005-NTT-00-PS-AD : TO 712	HNTB Corporation		\$20,431		\$20,431			\$20,431	\$20,431	**	100.0%
Project Development and Environmental Documentation	02280-DNT-00-PS-PD : TO 02	Half Associates, Inc.		\$1,485,058	\$45,544	\$1,530,603	3	3.07%	\$1,530,603	\$1,530,603	*	100.0%
Property Agreement Advisory Services	02719-NTT-00-CS-PM : WA 01-02	James W. Griffin		\$17,250	\$10,000	\$27,250	1	57.97%	\$27,250	\$27,250	**	100.0%
Property Agreement Advisory Services FY-2010	02719-NTT-00-CS-PM : WA 02-02	James W. Griffin		\$63,096	\$931	\$64,027	1	1.48%	\$64,027	\$64,027	**	100.0%
Property Agreement Advisory Services FY-2011	02719-NTT-00-CS-PM : WA 03-02	James W. Griffin		\$64,061	-\$27,864	\$36,197	1	-43.50%	\$36,197	\$36,197	**	100.0%
Mobile Source Air Toxics and Environmental Justice Analyses	02726-NTT-00-IL-PM : TO 03	NCTCOG		\$16,000		\$16,000			\$11,725	\$11,725	**	73.3%
Property Agreement Advisory Services FY-2012	03330-NTT-00-CS-PM : WA 01-01	James W. Griffin		\$53,588		\$53,588			\$1,320	\$53,588		2.5%
Property Agreement Advisory Services FY-2013	03330-NTT-00-CS-PM : WA 02-02	James W. Griffin								\$53,588		
Property Agreement Renewals	C-156 : TO 156	James W. Griffin		\$30,238		\$30,238			\$30,238	\$30,238	*	100.0%
Base Map Data Collection	CIF-161 : WA 01 4B5A	Aero-Metric, Inc., DBA Markhurd		\$31,795		\$31,795			\$31,795	\$31,795	*	100.0%
Potential Alignment Analysis	DNT-357 : WA 12	HNTB Corporation		\$92,603		\$92,603			\$57,493	\$57,493	*	62.1%
Data Collection and Sketch Level T&R Analysis	DNT-544 : WA 2010-12 Pt 1	CDM Smith, Inc.		\$94,300		\$94,300			\$91,370	\$91,370	*	96.9%
Schematic Traffic Development	DNT-544 : WA 2010-12 Pt 2	CDM Smith, Inc.		\$76,400		\$76,400			\$61,263	\$61,263	*	80.2%
Miscellaneous Costs (Postage & Delivery, Public Event Expense)	Multiple Contracts/Purchase Orders	Multiple Providers		\$9,517		\$9,517			\$9,517	\$9,517		100.0%
SUBTOTAL				\$2,054,337	\$28,611	\$2,082,949	6		\$1,973,229			
Design												
Construction (includes Construction Management)												
ITS and Toll Gantry Equipment												
Others (ROW, Utilities, etc.)												
Construction Contingency												
TOTAL				\$4,485,031	\$79,935	\$4,564,967	27		\$4,286,870			

Note: The Estimate at Completion includes all currently committed contract values, as well as any pending contract values.
¹ Estimates are not provided at this time.



Monthly Corridor Program Status As of December 31, 2012

State Highway 170



Work Breakdown Structure			Estimate	Contract Actions					Expenditures	Summary Report		
Description	Contract Number	Contractor/Consultant	Level F ¹	Contract Award	Contract Changes	Committed Contract Value	Number Of Contract Changes	Percent Change	Costs Incurred	Estimate At Completion	Status	Percent Incurred
Administration (includes Corridor Management and Legal)												
GEC Services	02005-NTT-00-PS-AD : TO 704	HNTB Corporation		\$65,025		\$65,025			\$65,025	\$65,025	**	100.0%
PMO Project Management	02005-NTT-00-PS-AD : WA 02 PM	HNTB Corporation		\$278,400	-\$47,327	\$231,073	2	-17.00%	\$230,682	\$230,682	**	99.8%
PMO Project Management FY-2008	02005-NTT-00-PS-AD : WA 10-02 PM	HNTB Corporation		\$999,900	-\$4,140	\$995,760	1	-0.41%	\$995,760	\$995,760	**	100.0%
PMO Project Management FY-2009	02005-NTT-00-PS-AD : WA 12-02 PM	HNTB Corporation		\$1,474,852	-\$1,066,294	\$408,558	2	-72.30%	\$408,558	\$408,558	**	100.0%
PMO Project Management FY-2010	02005-NTT-00-PS-AD : WA 15-07 PM	HNTB Corporation		\$208,953	-\$101,754	\$107,199	4	-48.70%	\$107,199	\$107,199	**	100.0%
PMO Project Management FY-2011	02005-NTT-00-PS-AD : WA 17-06 PM	HNTB Corporation		\$288,000	-\$76,984	\$211,016	6	-26.73%	\$211,016	\$211,016	**	100.0%
PMO Project Management FY-2012	02005-NTT-00-PS-AD : WA 19-12 PM	HNTB Corporation		\$374,460		\$374,460			\$162,046	\$374,460		43.3%
PMC Project Management FY-2013	03425-NTT-00-PS-PM : WA 01-14	HNTB Corporation		\$151,390		\$151,390				\$151,390		
Production Management Services	02058-NTT-00-PS-EN : WA 04 SH170	Atkins North America, Inc.		\$20,673		\$20,673	1		\$20,673	\$20,673	**	100.0%
Production Management Services	02058-NTT-00-PS-EN : WA 08 SH170	Atkins North America, Inc.		\$11,784		\$11,784			\$11,784	\$11,784	**	100.0%
Production Management Services FY-2009	02058-NTT-00-PS-EN : WA 09 SH170	Atkins North America, Inc.		\$106,359	-\$85,938	\$20,421	3	-80.80%	\$20,421	\$20,421	**	100.0%
Production Management Services FY-2010	02058-NTT-00-PS-EN : WA 10 SH170	Atkins North America, Inc.		\$12,700	-\$6,592	\$6,108	1	-51.91%	\$6,108	\$6,108	**	100.0%
Corridor Management FY-2008	02362-SH170-00-PS-PM : WA 01	Kimley-Horn & Associates, Inc.		\$264,222	-\$95,528	\$168,693	1	-36.15%	\$168,693	\$168,693	**	100.0%
Corridor Management FY-2009	02362-SH170-00-PS-PM : WA 02	Kimley-Horn & Associates, Inc.		\$531,692	-\$371,625	\$160,067	2	-69.89%	\$160,067	\$160,067	**	100.0%
Corridor Management FY-2010	02362-SH170-00-PS-PM : WA 03	Kimley-Horn & Associates, Inc.		\$418,000	-\$209,318	\$208,682	1	-50.08%	\$208,682	\$208,682	**	100.0%
Corridor Management FY-2011	02362-SH170-00-PS-PM : WA 04	Kimley-Horn & Associates, Inc.		\$382,500	-\$87,845	\$294,655	1	-22.97%	\$294,655	\$294,655	**	100.0%
Corridor Management FY-2012	02362-SH170-00-PS-PM : WA 05	Kimley-Horn & Associates, Inc.		\$246,200		\$246,200			\$107,669	\$246,200		43.7%
Corridor Management Services, FY-2013	02362-SH170-00-PS-PM : WA 06	Kimley-Horn & Associates, Inc.		\$145,297		\$145,297				\$145,297		
Legal Services	DNT-525	Locke Lord Bissell & Liddell, LLP		\$98,661		\$98,661			\$98,661	\$98,661		100.0%
SUBTOTAL				\$6,079,068	-\$2,153,345	\$3,925,722	25		\$3,277,699			
Planning												
Project Development/Environmental Documentation	02281-SH170-00-PS-PD	Jacobs Engineering Group, Inc.		\$1,043,834	\$178,579	\$1,222,413	5	17.11%	\$1,136,867	\$1,222,413		93.0%
Mobile Source Air Toxics and Environmental Justice Analyses	02726-NTT-00-IL-PM : TO 05	NCTCOG		\$16,000		\$16,000			\$9,576	\$9,576	**	59.9%
Mobile Source Air Toxics and Environmental Justice Analyses	02726-NTT-00-IL-PM : TO 08	NCTCOG		\$16,000		\$16,000			\$13,137	\$13,137	**	82.1%
Sketch Level T&R Study	DNT-544 : WA 2006-10 Pt 1	CDM Smith, Inc.		\$25,000		\$25,000			\$22,952	\$22,952	*	91.8%
Sketch Level T&R Study	DNT-544 : WA 2007-17 Pt 1	CDM Smith, Inc.		\$77,500		\$77,500			\$74,813	\$74,813	*	96.5%
Sketch Level T&R Study	DNT-544 : WA 2007-17 Pt 2	CDM Smith, Inc.		\$45,000		\$45,000			\$42,692	\$42,692	*	94.9%
Schematic Traffic Volumes and Pre-Sketch Level T&R	DNT-544 : WA 2010-07	CDM Smith, Inc.		\$50,000		\$50,000			\$47,265	\$47,265	*	94.5%
Section 1 2011 Schematic Traffic and T&R Services	DNT-544 : WA 2011-04	CDM Smith, Inc.		\$75,000		\$75,000			\$67,719	\$75,000		90.3%
Mobile Source Air Toxics and Environmental Justice Analyses	FSF-46 : TO 02 SH170	NCTCOG		\$4,200		\$4,200			\$4,200	\$4,200		100.0%
Corridor Map	Multiple Purchase Orders	Bohannon Huston, Inc.		\$15,300		\$15,300			\$15,300	\$15,300	**	100.0%
Aerial Photography	Purchase Order	NCTCOG		\$8,000		\$8,000			\$8,000	\$8,000	**	100.0%
Miscellaneous Costs (Postage & Delivery, Public Event Expense)	Multiple Purchase Orders	Multiple Providers		\$3,271		\$3,271			\$3,271	\$3,271		100.0%
SUBTOTAL				\$1,379,105	\$178,579	\$1,557,684	5		\$1,445,792			
Design												
Aerial Photography Services	02016-NTT-00-PS-IT : WA 04 SH170	Aero-Metric, Inc., DBA Markhurd		\$50,228		\$50,228			\$50,228	\$50,228	*	100.0%
SUBTOTAL				\$50,228		\$50,228			\$50,228			
Construction (includes Construction Management)												
ITS and Toll Gantry Equipment												
Others (ROW, Utilities, etc.)												
Construction Contingency												
TOTAL				\$7,508,401	-\$1,974,766	\$5,533,634	30		\$4,773,719			

Note: The Estimate at Completion includes all currently committed contract values, as well as any pending contract values.
¹ Estimates are not provided at this time.



Monthly Corridor Program Status As of December 31, 2012

State Highway 360



Work Breakdown Structure			Estimate	Contract Actions					Expenditures	Summary Report		
Description	Contract Number	Contractor/Consultant	Level F ¹	Contract Award	Contract Changes	Committed Contract Value	Number Of Contract Changes	Percent Change	Costs Incurred	Estimate At Completion	Status	Percent Incurred
Administration (includes Corridor Management and Legal)												
GEC Services	02005-NTT-00-PS-AD : TO 706	HNTB Corporation		\$74,522		\$74,522			\$74,522	\$74,522	**	100.0%
PMO Project Management	02005-NTT-00-PS-AD : WA 01 PM	HNTB Corporation		\$283,900	-\$79,407	\$204,493	2	-27.97%	\$204,493	\$204,493	**	100.0%
PMO Project Management FY-2008	02005-NTT-00-PS-AD : WA 10-01 PM	HNTB Corporation		\$1,071,100	-\$60	\$1,071,040	1	-0.01%	\$1,071,040	\$1,071,040	**	100.0%
PMO Project Management FY-2009	02005-NTT-00-PS-AD : WA 12-01 PM	HNTB Corporation		\$1,631,725	-\$1,040,459	\$591,266	2	-63.76%	\$591,266	\$591,266	**	100.0%
PMO Project Management FY-2010	02005-NTT-00-PS-AD : WA 15-08 PM	HNTB Corporation		\$422,423	\$414,668	\$837,091	4	98.16%	\$837,091	\$837,091	**	100.0%
PMO Project Management FY-2011	02005-NTT-00-PS-AD : WA 17-07 PM	HNTB Corporation		\$489,600	\$49,501	\$539,101	6	10.11%	\$539,101	\$539,101	**	100.0%
PMO Project Management FY-2012	02005-NTT-00-PS-AD : WA 19-13 PM	HNTB Corporation		\$473,894		\$473,894			\$334,279	\$473,894		70.5%
PMC Project Management FY-2013	03425-NTT-00-PS-PM : WA 01-15	HNTB Corporation		\$190,488		\$190,488				\$190,488		
Production Management Services	02058-NTT-00-PS-EN : WA 04 SH360	Atkins North America, Inc.		\$18,263		\$18,263	1		\$18,263	\$18,263	**	100.0%
Production Management Services	02058-NTT-00-PS-EN : WA 08 SH360	Atkins North America, Inc.		\$9,866		\$9,866			\$9,866	\$9,866	**	100.0%
Production Management Services FY-2009	02058-NTT-00-PS-EN : WA 09 SH360	Atkins North America, Inc.		\$106,359	-\$86,240	\$20,119	3	-81.08%	\$20,119	\$20,119	**	100.0%
Production Management Services FY-2010	02058-NTT-00-PS-EN : WA 10 SH360	Atkins North America, Inc.		\$12,700	-\$6,301	\$6,399	1	-49.61%	\$6,399	\$6,399	**	100.0%
SUBTOTAL				\$4,784,840	-\$748,298	\$4,036,542	20		\$3,706,439			
Planning												
Project Development/Environmental Documentation	02282-SH360-00-PS-PD	HDR Engineering, Inc.		\$1,742,901	\$304,905	\$2,047,806	8	17.49%	\$1,980,043	\$2,047,806		96.7%
Mobile Source Air Toxics and Environmental Justice Analyses	02726-NTT-00-IL-PM : TO 07	NCTCOG		\$16,000		\$16,000			\$13,136	\$13,136	**	82.1%
Sketch Level T&R Study	DNT-544 : WA 2006-10 Pt 2	CDM Smith, Inc.		\$25,000		\$25,000			\$22,952	\$22,952	*	91.8%
Sketch Level T&R Study	DNT-544 : WA 2007-16 Pt 1	CDM Smith, Inc.		\$77,500		\$77,500			\$76,999	\$76,999	*	99.4%
Sketch Level T&R Study	DNT-544 : WA 2007-16 Pt 2	CDM Smith, Inc.		\$45,000		\$45,000			\$43,379	\$43,379	*	96.4%
Pre-Sketch Level T&R Analysis	DNT-544 : WA 2010-08	CDM Smith, Inc.		\$20,000	\$49,400	\$69,400	1	247.00%	\$69,189	\$69,189	*	99.7%
Section 1 2011 Schematic Traffic and T&R Services	DNT-544 : WA 2011-05	CDM Smith, Inc.		\$106,000	\$98,800	\$204,800	1	93.21%	\$170,391	\$204,800		83.2%
Mobile Source Air Toxics and Environmental Justice Analyses	FSF-46 : TO 02 SH360	NCTCOG		\$3,000		\$3,000			\$3,000	\$3,000	*	100.0%
Corridor Map	Multiple Purchase Orders	Bohannon Huston, Inc.		\$27,200		\$27,200			\$27,200	\$27,200	**	100.0%
Aerial Photography	Purchase Order	NCTCOG		\$5,000		\$5,000			\$5,000	\$5,000	**	100.0%
Miscellaneous Costs (Postage & Delivery, Public Event Expense)	Multiple Purchase Orders	Multiple Providers		\$15,393		\$15,393			\$15,393	\$15,393		100.0%
SUBTOTAL				\$2,082,994	\$453,105	\$2,536,099	10		\$2,426,682			
Design												
Aerial Photography Services	02016-NTT-00-PS-IT : WA 04 SH360	Aero-Metric, Inc., DBA Markhurd		\$24,455		\$24,455			\$24,455	\$24,455	*	100.0%
SUBTOTAL				\$24,455		\$24,455			\$24,455			
Construction (includes Construction Management)												
ITS and Toll Gantry Equipment												
Others (ROW, Utilities, etc.)												
Construction Contingency												
TOTAL				\$6,892,289	-\$295,193	\$6,597,096	30		\$6,157,576			

Note: The Estimate at Completion includes all currently committed contract values, as well as any pending contract values.
¹ Estimates are not provided at this time.



Monthly Corridor Program Status As of December 31, 2012

Trinity Parkway



Work Breakdown Structure			Estimate	Contract Actions					Expenditures	Summary Report		
Description	Contract Number	Contractor/Consultant	Level E	Contract Award	Contract Changes	Committed Contract Value	Number Of Contract Changes	Percent Change	Costs Incurred	Estimate At Completion	Status	Percent Incurred
Administration (includes Corridor Management and Legal)			\$46,201,732									
GEC Services	02005-NTT-00-PS-AD : TO 105	HNTB Corporation		\$158,873		\$158,873			\$158,873	\$158,873	**	100.0%
GEC Services	02005-NTT-00-PS-AD : TO 707	HNTB Corporation		\$241,418		\$241,418			\$241,418	\$241,418	**	100.0%
PMO Project Management	02005-NTT-00-PS-AD : WA 04 PM	HNTB Corporation		\$212,600	\$88,615	\$301,215		41.68%	\$301,214	\$301,214	**	100.0%
PMO Project Management FY-2008	02005-NTT-00-PS-AD : WA 10-04 PM	HNTB Corporation		\$2,057,000	-\$213	\$2,056,787	1	-0.01%	\$2,056,787	\$2,056,787	**	100.0%
PMO Project Management FY-2009	02005-NTT-00-PS-AD : WA 12-04 PM	HNTB Corporation		\$4,255,688	-\$2,695,149	\$1,560,539	3	-63.33%	\$1,560,539	\$1,560,539	**	100.0%
PMO Project Management FY-2010	02005-NTT-00-PS-AD : WA 15-09 PM	HNTB Corporation		\$625,366	-\$161,848	\$463,518	5	-25.88%	\$463,518	\$463,518	**	100.0%
PMO Project Management FY-2011	02005-NTT-00-PS-AD : WA 17-10 PM	HNTB Corporation		\$460,800	-\$202,358	\$258,442	6	-43.91%	\$258,442	\$258,442	**	100.0%
PMO Project Management FY-2012	02005-NTT-00-PS-AD : WA 19-14 PM	HNTB Corporation		\$332,266		\$332,266			\$295,310	\$332,266		88.9%
PMC Project Management FY-2013	03425-NTT-00-PS-PM : WA 01-16	HNTB Corporation		\$265,171		\$265,171				\$265,171		
Corridor Management FY-2009	02005-NTT-00-PS-AD : WA 14-02 PM	HNTB Corporation		\$632,545	-\$98,078	\$534,467	2	-15.51%	\$534,467	\$534,467	**	100.0%
Corridor Management FY-2010	02005-NTT-00-PS-AD : WA 16 PM	HNTB Corporation		\$115,003	\$50,928	\$165,931	2	44.28%	\$165,931	\$165,931	**	100.0%
Corridor Management FY-2011	02005-NTT-00-PS-AD : WA 18 PM	HNTB Corporation		\$190,835	-\$79,792	\$111,043	1	-41.81%	\$111,043	\$111,043	**	100.0%
Corridor Management FY-2013	03425-NTT-00-PS-PM : WA 02	HNTB Corporation		\$227,311		\$227,311				\$227,311		
Production Management Services	02058-NTT-00-PS-EN : WA 04 TP	Atkins North America, Inc.		\$48,614		\$48,614	1		\$48,614	\$48,614	**	100.0%
Production Management Services	02058-NTT-00-PS-EN : WA 08 TP	Atkins North America, Inc.		\$47,419		\$47,419			\$47,419	\$47,419	**	100.0%
Production Management Services FY-2009	02058-NTT-00-PS-EN : WA 09 TP	Atkins North America, Inc.		\$244,550	-\$209,790	\$34,760	3	-85.79%	\$34,760	\$34,760	**	100.0%
Production Management Services FY-2010	02058-NTT-00-PS-EN : WA 10 TP	Atkins North America, Inc.		\$7,500	-\$2,119	\$5,381	1	-28.25%	\$5,381	\$5,381	**	100.0%
Design Management Services	02640-TRP-00-PS-PM : WA 01	Kimley-Horn & Associates, Inc.		\$419,454	-\$222,479	\$196,976	3	-53.04%	\$196,976	\$196,976	**	100.0%
Legal Services	DNT-525	Locke Lord Bissell & Liddell, LLP		\$733,486		\$733,486			\$733,486	\$733,486		100.0%
Miscellaneous Costs (Advertising, Postage & Delivery, etc.)	Multiple Purchase Orders	Multiple Providers		\$43,090		\$43,090			\$43,090	\$43,090		100.0%
SUBTOTAL				\$11,318,989	-\$3,532,283	\$7,786,707	30		\$7,257,268			
Planning			\$30,801,154									
Trinity Parkway Workshop	02056-NTT-00-PS-EN : TO 15	Kellogg Brown & Root Services, Inc.		\$3,135		\$3,135			\$3,135	\$3,135	**	100.0%
Supplemental Analysis	DNT-244 : WA 03-02	CDM Smith, Inc.		\$30,400		\$30,400			\$30,400	\$30,400	*	100.0%
Sketch Level T&R Evaluation	DNT-544 : WA 2006-08	CDM Smith, Inc.		\$35,000	\$15,000	\$50,000	1	42.86%	\$49,231	\$49,231	*	98.5%
Network Coding	DNT-544 : WA 2007-03 Pt 2	CDM Smith, Inc.		\$7,000		\$7,000			\$5,331	\$5,331	*	76.2%
Independent Economic Review	DNT-544 : WA 2008-07 Pt 1	CDM Smith, Inc.		\$149,000		\$149,000			\$127,227	\$127,227	*	85.4%
Traffic Data Collection (Traffic Counts, Speed & Delay Info)	DNT-544 : WA 2008-07 Pt 2	CDM Smith, Inc.		\$110,000		\$110,000			\$108,127	\$108,127	*	98.3%
Preference Surveys	DNT-544 : WA 2008-07 Pt 3	CDM Smith, Inc.		\$231,000		\$231,000			\$216,962	\$216,962	*	93.9%
Preliminary T&R Study	DNT-544 : WA 2008-07 Pt 4	CDM Smith, Inc.		\$271,600		\$271,600	1		\$158,040	\$158,040	*	58.2%
Interstate Access Justification Report/Traffic Operations Analysis	DNT-544 : WA 2008-07 Pt 10	CDM Smith, Inc.		\$176,500		\$176,500			\$155,148	\$155,148	*	87.9%
2012 Traffic Estimates Development	DNT-544 : WA 2012-04 Pt 1	CDM Smith, Inc.		\$91,300		\$91,300			\$67,754	\$91,300	*	74.2%
NEPA Document	FSF-46 : TO 03	NCTCOG		\$24,732		\$24,732			\$24,732	\$24,732	*	100.0%
Miscellaneous Costs (Advertising, Public Hearing, Reproduction, etc.)	Multiple Purchase Orders	Multiple Providers		\$43,302		\$43,302			\$43,302	\$43,302		100.0%
SUBTOTAL				\$1,172,969	\$15,000	\$1,187,969	2		\$989,389			
Design			\$123,204,618									
Design Criteria Manual	02005-NTT-00-PS-AD : WA 14-01 PM	HNTB Corporation		\$549,696	-\$74,281	\$475,415	2	-13.51%	\$475,415	\$475,415	**	100.0%
Section 5 Design Engineer	02451-TRP-05-PS-PM : WA 01	Michael Baker Jr., Inc.		\$3,650,000	-\$788,205	\$2,861,795	3	-21.59%	\$2,861,795	\$2,861,795	**	100.0%
SM Wright Freeway Phase 1 PS&E	02451-TRP-05-PS-PM : WA 02	Michael Baker Jr., Inc.		\$4,000,000		\$4,000,000				\$4,000,000		
Section 1 Design Engineer	02452-TRP-01-PS-PM : WA 01	HDR Engineering, Inc.		\$4,317,631	-\$788,612	\$3,529,019	3	-18.26%	\$3,529,019	\$3,529,019	**	100.0%
Section 2 Design Engineer	02453-TRP-02-PS-PM : WA 01	Lina T. Ramey and Associates, Inc.		\$3,208,255	-\$579,944	\$2,628,311	4	-18.08%	\$2,628,311	\$2,628,311	**	100.0%
Section 3 Design Engineer	02454-TRP-03-PS-PM : WA 01	Huitt-Zollars, Inc.		\$3,550,000	-\$620,114	\$2,929,886	5	-17.47%	\$2,844,887	\$2,929,886		97.1%
Section 4 Design Engineer	02455-TRP-04-PS-PM : WA 01	Transystems Corp. Consultants		\$2,091,379	-\$744,213	\$1,347,166	3	-35.58%	\$1,347,166	\$1,347,166	**	100.0%
Geotechnical/Retaining Wall Engineer	02493-TRP-00-PS-PM : WA 01	Terracon Consultants, Inc.		\$2,079,730	\$673,126	\$2,752,856	8	32.37%	\$2,573,429	\$2,752,856		93.5%
Geotechnical/Levee Analysis	02580-TRP-00-PS-PM : WA 01	Fugro Consultants, LP		\$5,138,964	\$1,864,323	\$7,003,287	6	36.28%	\$7,003,287	\$7,003,287	**	100.0%
Pavement Design Engineer	02588-TRP-00-PS-PM : WA 01	CTL/Thompson Texas, LLC		\$560,886		\$560,886	6		\$560,866	\$560,866	**	100.0%
SUBTOTAL				\$29,146,541	-\$1,057,920	\$28,088,621	40		\$23,824,175			
Construction (includes Construction Management)			\$1,171,143,705									
SUBTOTAL												
ITS and Toll Gantry Equipment			\$10,841,476									
SUBTOTAL												
Others (ROW, Utilities, etc.)			\$192,750,111									
ROW & Utility Coordination & Utility Inspection Services	DNT-520 : WA 08	Atkins North America, Inc.		\$46,898	\$75,758	\$122,656	1	161.54%	\$122,624	\$122,624	**	100.0%
Miscellaneous Costs (Reproduction, etc.)	Multiple Contracts/Purchase Orders	Multiple Providers		\$331		\$331			\$331	\$331		100.0%
SUBTOTAL				\$47,229	\$75,758	\$122,987	1		\$122,955			
Construction Contingency			\$213,896,906									
TOTAL			\$1,788,839,702	\$41,685,728	-\$4,499,445	\$37,186,284	73		\$32,193,787			
Reimbursements to NTTA			\$30,000,000									
Advance Funding Agreement	02682-TRP-00-PS-PM	TxDOT		\$30,000,000		\$30,000,000			\$25,062,827	\$30,000,000		
SUBTOTAL				\$30,000,000		\$30,000,000			\$25,062,827			
Work Performed by Others			\$84,000,000									
Environmental Documentation (Paid through an ILA w/City of Dallas) ¹	FSF-65	Half Associates, Inc.		\$3,591,769	\$12,218,861	\$15,810,630	11	340.19%	\$14,434,313	\$15,810,630		
TOTAL NTTA COSTS				\$11,685,728	-\$4,499,445	\$7,186,284	73		\$7,130,960			

Note: The total project estimate listed at \$1,788,839,702 is based on Alternative 3c, which is one of the alternatives under consideration at this time. The Alternative 3c estimate has merely been included in this instance as a representative value for all the alternatives under consideration. ¹Contract shown for informational purposes only; it is not included in the TOTAL NTTA COSTS calculations. The Estimate at Completion includes all currently committed contract values, as well as any pending contract values.



NTTA Mission

To provide a safe and reliable toll road system, increase value and mobility options for our customers, operate the Authority in a businesslike manner, protect our bondholders, and partner to meet our region's growing need for transportation infrastructure.



NORTH TEXAS TOLLWAY AUTHORITY
5900 W. Plano Parkway, Plano, Texas 75093
Visit us at www.ntta.org or call 214-461-2000

The Monthly Project Delivery Report is available online at:
<https://www.ntta.org/newsresources/reports/Pages/Monthly-Project-Delivery-Reports.aspx>.



NTTA Capital Improvement Program

Project	Segment/ Section	Limit	NTTA Cost (\$M)	Schedule
Dallas North Tollway	Segment 1	NTTA Design Standards Implementation	\$9.91	Early 2015
		Landscaping	\$3.34	Early 2016
		LBJ Interchange	\$6.11	To be determined TxDOT Design/Construction
		Ramp All-ETC Conversion	\$60.85	Conversion Dec. 2010 Complete end 2011
	Segment 2	MLP 2 and Ramp All-ETC Conversion		
	Segment 3	MLP 3 and Ramp All-ETC Conversion		
	Segment 4	MLP 4 and Ramp All-ETC Conversion		
Addison Airport Toll Tunnel		Addison Road Intersection Improvements	\$1.30	To be determined Construction by others
		All-ETC Conversion	\$0.89	Conversion Dec. 2010 Complete mid-2011
Mountain Creek Lake Toll Bridge		All-ETC Conversion	\$0.89	Conversion Dec. 2010 Complete mid-2011
President George Bush Turnpike		U.S. 75 Interchange Improvements	\$2.60	To be determined TxDOT Design/Construction
		All-ETC Ramp Modification	\$17.76	Phase 1 conversion July 2009 Phase 2 complete 4th Qtr. 2013
Total			\$103.65	

MLP = Main Lane Plaza

NTTA Capital Improvement Program



Project	Segment/Section	Limit	2010	2011	2012	2013	2014	2015	2016	
Dallas North Tollway	Segment 1	NTTA Design Standards Implementation						█	◆	
		Landscaping							█	◆
		LBJ Interchange					To be determined TxDOT Design/Construction			
	Segment 2	Ramp All-ETC Conversion		█	█	█				
		MLP 2 and Ramp All-ETC Conversion		█	█	█				
		MLP 3 and Ramp All-ETC Conversion		█	█	█				
		MLP 4 and Ramp All-ETC Conversion		█	█	█				
Addison Airport Toll Tunnel	Addison Road Intersection Improvements						To be determined Construction by others			
	All-ETC Conversion		█	█	█					
Mountain Creek Lake Toll Bridge			█	█	█					
President George Bush Turnpike	U.S. 75 Interchange Improvements						To be determined TxDOT Design/Construction			
	All-ETC Ramp Modification				█	█	█	◆	Phase 2	

█ Planning
 █ Design
 █ Construction
 ▲ All-ETC went live
 ◆ Construction Complete



NTTA Quick Fact Sheet

Project	Segment/ Section	Limit	Length	Cost (\$M)		Total	Total Length (Approx.mi)	Time Frame	
				NTTA	TxDOT/ Others				
NTTA System Construction Projects									
PGBT Eastern Extension	Section 28A	Frontage roads (open)	—	\$20		\$958	9.9	Complete	
	Section 28	West of SH 78 to west of Miles Road	2.3	\$139	\$5.7			Opened December 21, 2011	
	Section 29	West of Miles Road to north of future Merritt Road	2.2	\$95	\$14.8			Opened December 21, 2011	
	Section 30	North of future Merritt Road to south of Main Street	2.7	\$192	\$28.9			Opened December 21, 2011	
	Section 31	South of Main Street to north shore of Lake Ray Hubbard	1.4	\$92.9	\$8.5			Opened December 21, 2011	
	Section 32	North shore of Lake Ray Hubbard to I-30 (TxDOT section)	1.3		\$361.2			Opened December 21, 2011	
Sam Rayburn Tollway	Segment 1	Denton Tap Road to Old Denton Road	7.1	\$41.1		\$638.8	26.2	Opened August 31, 2008	
	Segment 2	Old Denton Road to Hillcrest Road	9					Opened September 29, 2009	
	Segment 3	Hillcrest Road to Hardin Boulevard	6.9	\$207.9				All SRT direct connectors open to traffic as of March 2011	
	Segment 4	Hardin Boulevard to Medical Center Drive, east of U.S. 75 interchange	2.9	\$240.4				All direct connectors open to traffic as of November 14, 2011	
	Segment 5	SRT/Dallas North Tollway interchange	0.3	\$149.4					
DNT 4th Lane		South of Parker Road to South of SRT	5	\$115.2		\$115.2	2.71	December 2017	
DNT/PGBT Interchange & Ramp Modifications		PGBT to South of Parker Road	—	\$143.8		\$143.8	2.27	December 2017	
PGBT Widening		Between I-35E and SH 78	19.7	\$78.3		\$78.3	19.7	To be determined	
Special System Construction Projects									
PGBT Western Extension	Phase 1	SH 183 interchange and frontage roads from N. Carrier Parkway to I-20	8.4			\$546.6	11.5	Opened August 2, 2009	
	Phase 2	Two main lanes in each direction from SH 183 to Egyptian Way	4.2	\$5.8				Opened August 2, 2009	
	Phase 3	Third main lane in each direction and frontage roads from Conflans Road to N. Carrier Parkway	3.5	\$13.4				Opened April 10, 2010	
	Phase 4	Main lanes north of I-30 to I-20 and interchanges at I-30 and I-20	6.5	\$515.4	\$12			Opened October 13, 2012	
Chisholm Trail Parkway	Section 1	I-30/Summit Avenue	0.9	\$156.2		\$455.8	\$1.4B	27.6	Spring 2014
	Section 2	Rogers Road to south of Arborlawn Drive	3.1	\$97.6					Spring 2014
	Section 2B	At Hulen Street and UPRR Davidson Yard	0.8	\$100.9					Spring 2014
	Section 2C	Forest Park Boulevard to south of Hulen Street	2.4	\$21.2					Spring 2014
	Section 3A	Arborlawn Drive to Overton Ridge Boulevard - Local access improvements	1.6	\$7.3					Open mid-2013
	Section 3B	South of Arborlawn Drive to south of Overton Ridge Boulevard		\$122.2					Spring 2014
	Section 4	South of Overton Ridge Boulevard to south of Altamesa Boulevard	2.3	\$77.6					Spring 2014
	Section 5	South of Altamesa Boulevard to FM 1187	5.8	\$90.8	\$28.3				Spring 2014
Section 6	FM 1187 to U.S. 67	13.1	\$185.9	\$53.3	Spring 2014				
Corridors Under Study									
Dallas North Tollway Phases 4/5	Section 4A	U.S. 380 to FM 428	Approx. 6.2				6.2	TBD	
	Section 4B	FM 428 extending north to the county line	7.7				7.7	TBD	
	Section 5A	Extension north of the county line	4.3				4.3	TBD	
SH 170	Section 1	SH 114 to I-35W	5.8			TBD	11.3	TBD	
	Section 2	I-35W to U.S. 81/287	Approx. 5.5			TBD		TBD	
SH 360	Section 1	Green Oaks Boulevard to U.S. 287	9.7			TBD	15.2	TBD	
	Section 2	U.S. 287 to U.S. 67	Approx. 5.5			TBD		TBD	
Trinity Parkway		From SH 183/I-35E interchange to U.S. 175/SH 310	9			\$1.1 B- \$2.1 B	9	TBD	
SH 190 East Branch		Between I-30 and I-20	Approx. 11			TBD	11	TBD	

NTTA Quick Fact Sheet



Project	Segment/ Section	Limit	2010	2011	2012	2013	2014	2015	2016
NTTA System Construction Projects									
PGBT Eastern Extension	Section 28A	Frontage roads (open)							
	Section 28	West of SH 78 to west of Miles Road			◆	Opened December 21, 2011			
	Section 29	West of Miles Road to north of future Merritt Road			◆	Opened December 21, 2011			
	Section 30	North of future Merritt Road to south of Main Street			◆	Opened December 21, 2011			
	Section 31	South of Main Street to north shore of Lake Ray Hubbard			◆	Opened December 21, 2011			
	Section 32	North shore of Lake Ray Hubbard to I-30 (TxDOT section)			TxDOT Construction	◆	Opened December 21, 2011		
Sam Rayburn Tollway	Segment 1	Denton Tap Road to Old Denton Road	Fully opened August 31, 2008						
	Segment 2	Old Denton Road to Hillcrest Road	Fully opened August 31, 2008						
	Segment 3	Hillcrest Road to Hardin Boulevard	Fully opened September 29, 2009						
	Segment 4	Hardin Boulevard to Medical Center Drive, east of U.S. 75 interchange		◆	Fully opened March 31, 2011				
	Segment 5	SRT/Dallas North Tollway interchange			◆	All ramps open as of November 14, 2011			
DNT 4th Lane		South of Parker Road to South of SRT							December 2017
DNT/PGBT Interchange & Ramp Modifications		PGBT to South of Parker Road							December 2017
PGBT Widening		Between I-35E and SH 78					To Be Determined		
Special System Construction Projects									
PGBT Western Extension	Phase 1	SH 183 interchange and service roads from N. Carrier Parkway to I-20	Fully opened August 2, 2009						
	Phase 2	Two main lanes in each direction from SH 183 to Egyptian Way	Main lanes opened August 2, 2009						
	Phase 3	Third main lane in each direction and service roads from Conflans Road to N. Carrier Parkway		◆	TxDOT Construction		Opened April 10, 2010		
	Phase 4	Main lanes north of I-30 to I-20 and interchanges at I-30 and I-20			◆		Opened October 13, 2012		
Chisholm Trail Parkway	Section 1	I-30/Summit Avenue							
	Section 2	Rogers Road to south of Arborlawn Drive							
	Section 2B	At Hulen Street and UPRR Davidson Yard							
	Section 2C	Forest Park Boulevard to south of Hulen Street							
	Section 3A	Arborlawn Drive to Overton Ridge Boulevard - Local access improvements			TxDOT Construction		◆		
	Section 3B	South of Arborlawn Drive to south of Overton Ridge Boulevard							
	Section 4	South of Overton Ridge Boulevard to south of Altamesa Boulevard							
	Section 5	South of Altamesa Boulevard to FM 1187			TxDOT Design				
Section 6	FM 1187 to U.S. 67			TxDOT Design					
Corridors Under Study									
Dallas North Tollway Phases 4/5	Section 4A	U.S. 380 to FM 428						To Be Determined	
	Section 4B	FM 428 extending north to the county line						To Be Determined	
	Section 5A	Extension north of the county line						To Be Determined	
SH 170	Section 1	SH 114 to I-35W			NTTA Lead			Planning mid-2013	
	Section 2	I-35W to U.S. 81/287						To Be Determined	
SH 360	Section 1	Green Oaks Boulevard to U.S. 287			NTTA Lead			Planning mid-2013	
	Section 2	U.S. 287 to U.S. 67						To Be Determined	
Trinity Parkway		From SH 183/I-35E interchange to U.S. 175/SH 310						Planning mid-2014	
SH 190 East Branch		Between I-30 and I-20						To Be Determined	

■ Planning
 ■ Design
 ■ Construction
 ■ Project Delivery
 ■ Design-Build
 ◆ Open To Traffic
 Project Delivery = Design and Construction through Authority or TxDOT effort