

How to Remove a Vehicle Registration Block for Past Due Tolls

Registered motor vehicle owners with 100 or more delinquent tolls cannot register their vehicles until their toll bill and all related administrative fees are paid.

(Texas Transportation Code, Chapter 372.111)

YOU WILL NEED A VEHICLE REGISTRATION RELEASE AND CAN GET ONE:

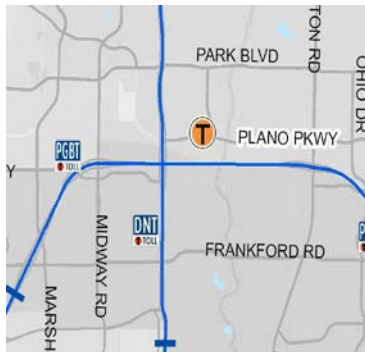
IN PERSON

1. Present your vehicle registration renewal notice with the "SCOFFLAW" remark or provide your license plate number at an NTTA customer service center listed below.
2. Pay outstanding tolls and fees with cash, money order or credit card. Payment plans may be available by opening a TollTag account.
3. Bring your NTTA stamped registration release document to your county tax office to register your vehicle.

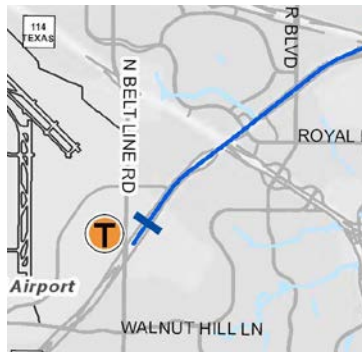
BY PHONE

1. Call NTTA at the numbers listed below with your vehicle registration renewal notice with the "SCOFFLAW" remark or provide your license plate number.
2. Pay outstanding tolls and fees with a credit card. Payment plans may be available by opening a TollTag account. NTTA will email your registration release document upon payment.
3. Bring your NTTA stamped registration release document to your county tax office to register your vehicle.

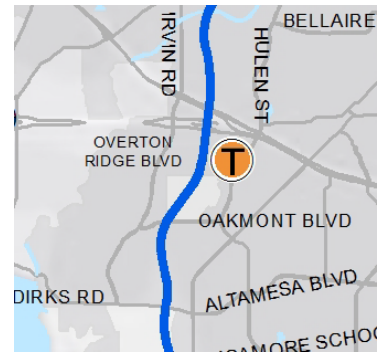
NTTA Customer Service Centers



5900 W. Plano Parkway
Plano, Texas 75093
Monday - Friday: 7 a.m. - 7 p.m.
Saturday: 9 a.m. - 5:30 p.m.
Sunday: Closed
972-818-6882



5555 North State Highway 161
Irving, Texas 75038
Sunday and Monday: Closed
Tuesday - Friday: 10 a.m. - 7 p.m.
Saturday: 9 a.m. - 5:30 p.m.
972-818-6882



4825 Overton Ridge, Suite 304
Fort Worth, Texas 76132
Monday - Friday: 10 a.m. - 7 p.m.
Saturday: 9 a.m. - 5:30 p.m.
Sunday: Closed
817-731-6882

**NOTE: The County Tax Office has NO information on
North Texas Tollway Authority tolls and administrative fees.**

