




July 2011

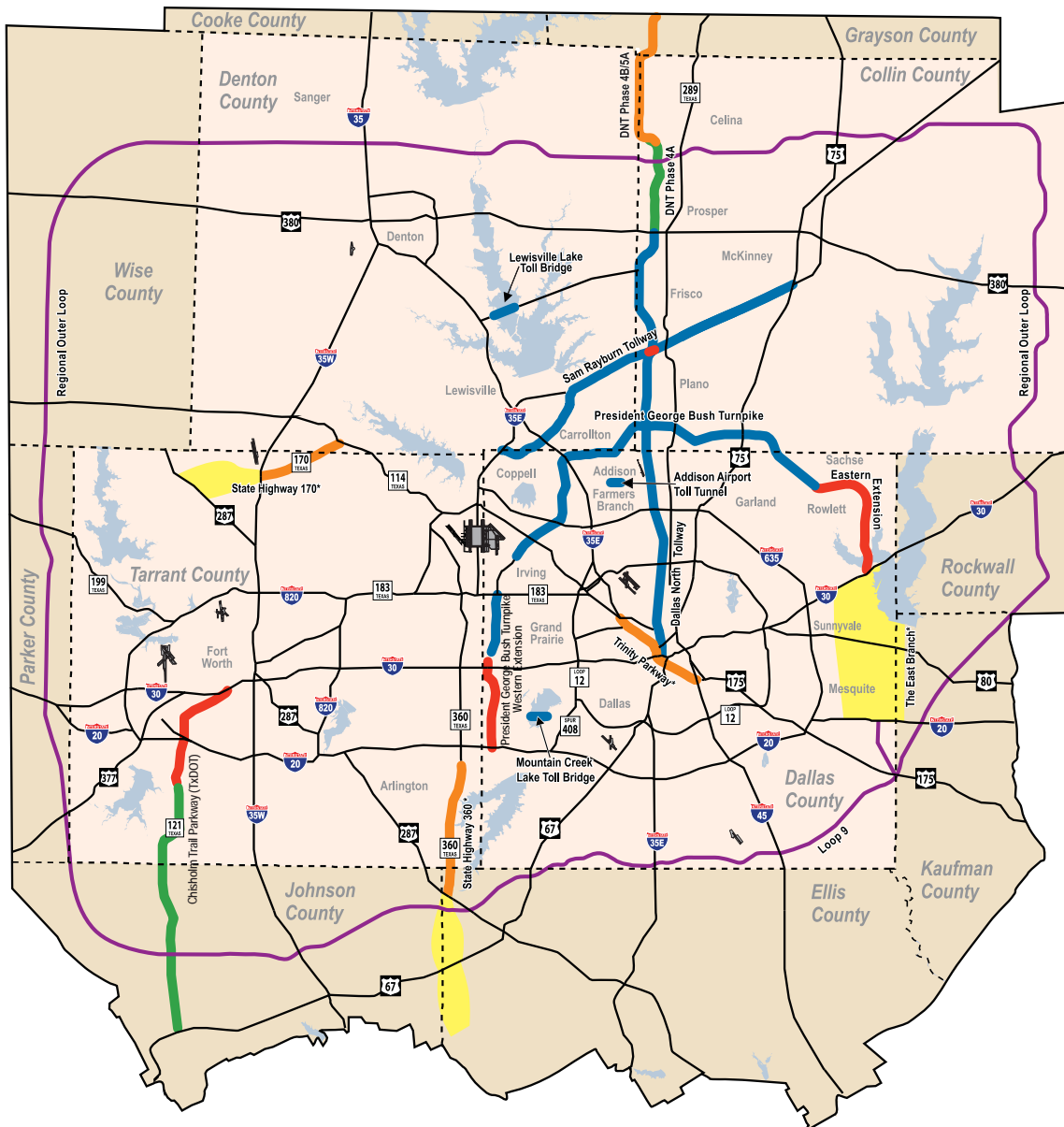


Monthly Project Delivery Report





Facility Map of the North Texas Region



LEGEND

- Existing
- Under Construction
- In Development
- Corridor Study
- Study Area
- Regional Outer Loop
- County Line
- Airports

TOLL FACILITIES

- President George Bush Turnpike
- Dallas North Tollway
- Sam Rayburn Tollway
- Addison Airport Toll Tunnel
- Lewisville Lake Toll Bridge
- Mountain Creek Lake Toll Bridge

* Project subject to market valuation

Table of Contents



Facility Map of the North Texas Region	Inside front cover
Monthly Project Delivery Report Overview	1
NTTA System Overview	2
Project Delivery Report Major Updates and Looking Back/Ahead	3 - 4
Corridor and Capital Improvement Program Information	5 - 23
Corridor Progress Reports:	
Capital Improvement Program:	
All-Electronic Toll Collection Conversion	5 - 6
NTTA System Construction Projects:	
President George Bush Turnpike Eastern Extension	7 - 8
Sam Rayburn Tollway	9 - 10
Special System Construction Projects:	
President George Bush Turnpike Western Extension (SH 161)	11 - 12
Chisholm Trail Parkway	13 - 14
Corridors Under Study:	
Dallas North Tollway, Phases 4 and 5	15 - 16
State Highway 170	17 - 18
State Highway 360	19 - 20
Trinity Parkway	21 - 22
State Highway 190/East Branch	23
Construction Letting Schedule	24
NTTA Program Summary	25
Monthly Corridor and Capital Improvement Program Status	26 - 44
Capital Improvement Program:	
All-Electronic Toll Collection Conversion	26 - 27
Corridors:	
Dallas North Tollway Phase 3	28
Lewisville Lake Toll Bridge	29
President George Bush Turnpike Eastern Extension	30 - 31
Sam Rayburn Tollway	32 - 33
DNT 4th Lane	34
DNT/PGBT Interchange & Ramp Modifications	35
PGBT Widening between I-35E & SH 78	36
President George Bush Turnpike Western Extension (SH 161)	37 - 38
Chisholm Trail Parkway	39 - 40
Dallas North Tollway Phase 4A	41
Dallas North Tollway Phase 4B/5A	42
State Highway 170	43
State Highway 360	44
Trinity Parkway	45
Top Contractors/Consultants	46 - 47
NTTA Contract Change Report	48
Costs: Project Delivery Management (2011)	49 - 52
Capital Improvement Program	53 - 54
Quick Fact Sheet	55 - 56

Please visit the NTTA web site at www.ntta.org for any additional updates or changes to this report.
 Corridor information in this report represents June 2011. Budget information is as of May 31, 2011.



Monthly Project Delivery Report Overview

The Monthly Project Delivery Report (MPDR) is designed to provide a broad snapshot of the North Texas Tollway Authority's (NTTA) construction, finance and operations efforts. As a vehicle for communications and public outreach, the MPDR should be considered as a resource for general information regarding a large number of major projects.

This report features progress reports for major capital projects and nine corridors, which are in various stages of construction, design and planning. It also provides a more detailed financial overview of each project and monthly updates of NTTA contracting and environmental planning efforts. The MPDR is available online at <http://www.ntta.org/AboutUs/Projects/>.

Every attempt is made to present the most accurate and up-to-date information available. However, the projects are evolving constantly, and information presented is current for the period noted in the table of contents. Contact the NTTA if specific information is desired.

Visit the NTTA website at www.ntta.org or call 214-461-2000 for additional information about the NTTA. For Customer Service, please call 972-818-NTTA (6882).

The information included in this report is not intended to present a comprehensive analysis of the NTTA and its operations. It should not be used as a basis for making a financial decision with regard to the NTTA or any of its securities or other obligations. Statements contained in this report regarding expected financial results and other planned events are forward-looking statements subject to uncertainties and risk. For more complete information on the NTTA and its obligations, please refer to the NTTA's Annual Financial Report, the official statements relating to the NTTA's bonds, and the annual and material event disclosures filed by the NTTA with the nationally recognized municipal securities information repositories and the State Information Depository pursuant to Rule 15c2-12 of the Securities and Exchange Commission. The information in this report and each of the documents referred to speaks only as of its date. Copies of the documents referred to above or elsewhere in this report may be obtained from Janice Davis, Chief Financial Officer, P.O. Box 260729, Plano, Texas 75026.



NTTA System Overview



The North Texas Tollway Authority (NTTA) is a crucial part of the transportation system in North Texas.

The NTTA, a political subdivision of the state of Texas, is authorized to acquire, construct, maintain, repair and operate turnpike projects in the North Texas region. The nine-member governing board is comprised of Chairman Victor T. Vandergriff; Vice Chairman David R. Denison; and Directors Kenneth Barr, Kent Cagle, Bob Day, Bill Moore, Michael R. Nowels, Robert K. Shepard and Jane Willard.

The Authority receives no direct tax funding and raises capital for construction projects through the issuance of turnpike revenue bonds. Tolls are collected to repay debt and to operate and maintain the roadways.

The NTTA's mission is to enhance mobility through responsible and innovative tolling solutions. The NTTA improves the quality of life and the economy in the North Texas region with approximately 103 miles of toll roads, bridges and tunnels in Collin, Dallas and Denton counties. The NTTA System and other projects include the Dallas North Tollway (DNT); the President George Bush Turnpike (PGBT); the Eastern Extension of the PGBT (PGBT EE); the Western Extension of the PGBT (PGBT WE), also known as State Highway

(SH) 161; the Lewisville Lake Toll Bridge (LLTB); the Addison Airport Toll Tunnel (AATT); the Mountain Creek Lake Toll Bridge (MCLB); Chisholm Trail Parkway (CTP); and the Sam Rayburn Tollway (SRT).

The NTTA's widespread impact is noticeable on windshields across the region. To date, the Authority has issued more than 2,126,424 active TollTags on 1,136,624 separate accounts.

Because the NTTA serves such a rapidly growing region, the Authority is expanding its system to account for the population growth. Nearly 80 miles of additional projects are under construction or in planning stages within a seven-county area – from Grayson County to the north, Tarrant County to the west, Dallas County to the east and Johnson and Ellis counties to the south.

The NTTA, the Texas Department of Transportation (TxDOT) and other regional partners are working together on critical regional toll projects that are in various stages of development. Some of these projects are expected to go through a valuation process as outlined in Senate Bill 792, which was approved in 2007 by the 80th Texas Legislature. These joint efforts include SH 170, SH 360, SH 190/East Branch and Trinity Parkway.





Project Delivery Report Major Updates

All-Electronic Toll Collection (Cashless Tolling) Page 5

Construction stemming from the NTTA's conversion to a cashless tolling system continues along the Dallas North Tollway (DNT). The NTTA converted all of its roadways and bridges to cashless tolling, also known as all-electronic toll collection (all-ETC), in December 2010. Work on the DNT main lanes and ramps between Spring Creek Parkway and Park Boulevard is nearly complete. A few final construction tasks remain on this section of the project, including the installation of new permanent concrete traffic barriers and sod.

PGBT Eastern Extension Page 7

Construction continued on the President George Bush Turnpike Eastern Extension (PGBT EE) project. The 9.9-mile PGBT Eastern Extension will cross through Garland, Rowlett and Sachse and provide a connection to Interstate Highway (I) 30 when it opens to traffic in the fourth quarter of 2011.

Sam Rayburn Tollway Page 9

In mid-June 2011, the NTTA opened two new tolled ramps at the Sam Rayburn Tollway (SRT)/DNT interchange, improving traffic flow through the busy area. The NTTA opened a new southbound DNT main lane exit to Legacy Drive and a new northbound DNT entrance ramp at Headquarters Drive. The new ramps were constructed as part of the ongoing SRT/DNT interchange project, in which crews are adding eight direct-connecting bridges to join the SRT and the DNT. The five-level interchange is expected to be ready for traffic in January 2012.

PGBT Western Extension (SH 161) Page 11

Construction continued in Grand Prairie on Phase 4 of the PGBT Western Extension. On the north end, work is progressing on the temporary Union Pacific Railroad (UPRR) tracks, called a "shoo-fly." Atmos Energy work at the railroad is complete, allowing for the installation of the shoo-fly and industrial spur to be completed soon. The Phase 4 project – two main lanes in each



All-ETC work continued on the DNT with gantry construction at Keller Springs Road in far North Dallas.

direction from North Carrier Parkway to I-20 and interchanges at I-30 and I-20 – is expected to open to traffic in the fourth quarter of 2012.

Chisholm Trail Parkway Page 13

The NTTA anticipated reaching a major milestone on the Chisholm Trail Parkway (CTP) corridor with the letting of the toll road's final section. The NTTA Board was expected to consider approving the Section 5 construction contract with the low bidder during the Board's regular meeting in July 2011. Section 5, approximately six miles long, is located in southwest Fort Worth from Altamesa Boulevard to FM 1187.

Dallas North Tollway Phase 4B/5A Page 15

During its meeting on June 15, 2011, the NTTA Board approved the environmental evaluation and schematic design for the DNT Phase 4B/5A extension project. The project extends from FM 428 in Collin and Denton counties to north of the Grayson County line.



On the PGBT Western Extension project, crews set formwork for a bridge support at I-20 in Grand Prairie.



On the PGBT Eastern Extension project, crews pour concrete off the eastbound main lane north of Hickox Road in Section 29, which extends through Rowlett and Sachse.

Looking Back/Ahead



Last 30 Days:

PGBT Eastern Extension – Traffic shifts continued in various areas of Rowlett in June 2011. A portion of westbound Miller Road at Harbour Road was closed; it will remain closed through the end of July 2011. Both west- and eastbound motorists were placed on the eastbound side from Lafayette Road to the southbound frontage road.

SRT – Crews constructing the SRT/DNT interchange continued setting concrete and steel bridge beams on the project in May and June 2011. They made good progress on the decking for the new direct-connector from northeast-bound SRT to northbound DNT. Work on the new bridge over Parkwood Boulevard also continued to progress well. On the SRT/U.S. 75 interchange project, crews continued final tasks and punch-list work.

PGBT Western Extension (SH 161) – On the north end of the project, the new eastbound frontage road bridge at the I-30 interchange opened. Tarrant Road was closed to allow for new bridge construction, causing traffic to detour through the newly opened eastbound frontage road bridge as well as January Lane. Beam setting continued at the I-30 interchange and the bridge deck pour was completed for the westbound frontage road across SH 161 at the I-30 interchange. On the south end of the project, the I-20 entrance ramp west of SH 161 was closed and a temporary ramp was opened to allow for interchange construction.

CTP – The NTTA opened bids in mid-June 2011 on the Section 5 construction project. Section 5 extends nearly six miles from Altamesa Boulevard to FM 1187 in southwest Fort Worth.

Next 30 Days:

All-ETC (Cashless Tolling) – The cashless tolling conversion project remains on target to be completed in November 2011. This means that a number of closures will be required along the DNT during July 2011 for various construction tasks. However, crews are making every effort to minimize the impact of these closures on motorists.

PGBT Eastern Extension – Now that construction of the SH 66 bridge in Rowlett is complete, crews are shifting both east- and westbound SH 66 motorists in the vicinity of Kirby Road and Liberty Grove Road onto the southern half of the bridge. This traffic pattern will remain in effect through October 2011.

SRT – Crews will continue construction efforts on the SRT/DNT interchange project and work toward the completion of final tasks and punch-list items on the SRT/U.S. 75 interchange.

PGBT Western Extension (SH 161) – The I-30 westbound frontage road bridge is scheduled to open and the Egyptian Way detour will be removed. At both I-30 and I-20, bent cap construction for the direct-connectors will begin at the center median. Beams will be erected at multiple bridge locations, including at the eastbound I-30 direct-connector exit ramp bridge to PGBT Western Extension and the southbound PGBT Western Extension direct-connector exit ramp bridge to I-30.

CTP – After finalizing the CTP financial agreement with TxDOT, the NTTA is expected to issue notices to proceed to contractors on the remaining sections of the corridor. Construction is expected to be under way in summer 2011 on all CTP sections.



Crews use cranes to lift a massive steel bridge beam into place on the SRT/DNT interchange in Frisco and Plano.



CTP crews set beams for the Rosedale Street connector bridges near I-30 in Fort Worth.

ELECTRONIC TOLL COLLECTION Progress Report

North Texas Tollway Authority (NTTA)

July 2011

The NTTA has converted all of its existing toll roads, bridges and tunnels to all-electronic toll collection (all-ETC), also known as cashless toll collection. The conversion to cashless tolling provides customers with improved traffic flow and air quality, reduced travel time and enhanced safety. Conversions of the Dallas North Tollway (DNT), Addison Airport Toll Tunnel (AATT) and Mountain Creek Lake Toll Bridge (MCLB) occurred in December 2010. The first facility to be converted to an all-ETC facility was the President George Bush Turnpike (PGBT). New projects, such as the Sam Rayburn Tollway (SRT), Chisholm Trail Parkway and both the Eastern and Western Extensions of the PGBT, are being designed and built as all-ETC facilities.

- Lane reconfigurations and barricade placement were completed on the PGBT main lanes and ramps in November 2009.
- Construction began on the new Main Lane Gantry (MLG) 2 near Trinity Mills Road and MLG 3 near Parker Road in June 2010.
- In July 2010, the NTTA Communications Department launched "Cashless Tolling," a weekly all-ETC project e-newsletter with construction updates and lane and ramp closure information.
- Conversions of the AATT, DNT and MCLB to cashless toll collection were completed on the evening of December 10, 2010.

Corridor Details

- All-ETC allocation within the Capital Improvement Program: \$92.6 million
- Approved expenditures to date: \$50 million
- PGBT all-ETC conversion completed: July 2009
- Conversion to cashless tolling (DNT, MCLB, AATT): Evening of December 10, 2010

Milestones

- The NTTA Board of Directors approved the conversion of the existing system to all-ETC in August 2007.
- Design contracts for the DNT conversion from the south end to the SRT were approved by the Board in October 2007. The Board approved engineering and design contracts for the PGBT in June 2008. A design contract for the DNT from the SRT to U.S. 380 was approved by the Board in November 2008.
- In April 2009, an all-ETC project webpage was launched and three public meetings were conducted along the PGBT corridor to provide answers about the all-ETC conversion and inform the public of the conversion schedule.
- Installation of new trailblazer signs along the PGBT corridor featuring a revamped design and the word "toll" was completed in June 2009.
- On July 1, 2009, the PGBT was successfully converted to an all-ETC facility, making it the first major toll corridor in the United States to be converted from cash toll collection to all-ETC.
- New invoice and toll collection processes were implemented in September 2009.

Corridor Updates

- The cashless tolling conversion project remains on target to be completed in November 2011. This means that motorists can anticipate a number of closures along the DNT during the summer months. However, crews are taking every precaution to minimize the impact of these closures on motorists.
- The DNT main lanes between Trinity Mills Road and (Old) Keller Springs Road are nearing completion. The anticipated substantial completion date for this section of the tollway is late July 2011.
- Construction on the AATT is complete.
- TollTag customers pay their tolls electronically from a pre-paid account by placing a TollTag transponder sticker on their vehicles' windshields. Non-TollTag customers are billed at a higher rate through the mail via a system called ZipCash.

Next Steps

- The NTTA will complete the development of financial reporting requirements and documented business rules.
- The NTTA will continue revenue assurance initiatives.
- Crews will continue the demolition of cash toll plazas and repaving of ramps along the DNT. Crews completed work on the Spring Valley Road ramps. Work will continue on ramps in Dallas. For a complete listing of all-ETC-related construction and closures, go to <http://www.ntta.org/AboutUs/Projects/AllETC/>.

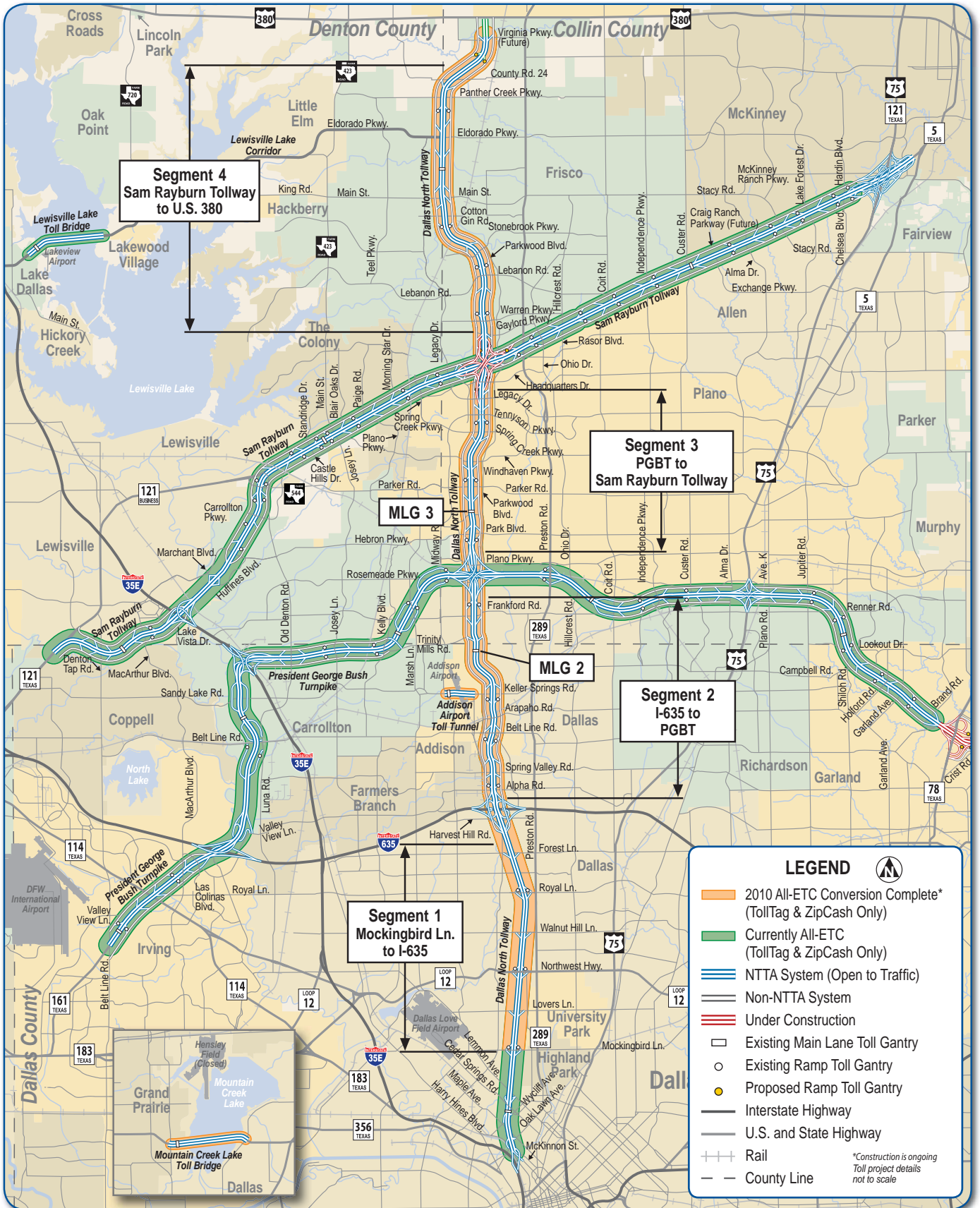
Project Manager

Basel Musa
5900 W. Plano Parkway, Suite 800, Plano, TX 75093
Email: projects@ntta.org
For information: (972) 628-3163

[Click here to subscribe to project updates](#)

Website: www.ntta.org





Electronic Toll Collection

July 2011

Website: www.ntta.org



PRESIDENT GEORGE BUSH TURNPIKE EASTERN EXTENSION Progress Report

North Texas Tollway Authority (NTTA)

July 2011

The Eastern Extension is a portion of the outer loop around Dallas and its suburbs that connects Interstate Highway (I) 30 to the existing President George Bush Turnpike (PGBT). It is part of the Loop 9/State Highway (SH) 190 corridor first envisioned in the 1960s. Construction on the approximately 9.9-mile corridor began in October 2008. The project is expected to open to traffic in December 2011.

- All five sections of the extension were officially under construction by mid-March 2009.
- A town hall meeting on the PGBT Eastern Extension project was held on January 20, 2011, at Sachse City Hall. Attendees were provided construction updates.

Corridor Details

- Project limits: Extends the PGBT from SH 78 to I-30
- Project length: Approximately 9.9 miles
- Anticipated project cost: \$958 million
- Anticipated NTTA cost: Approximately \$539 million
- Anticipated opening date (all sections): December 2011

Milestones

- A \$160 million toll equity grant from the Texas Department of Transportation (TxDOT) to the NTTA was approved for right of way (ROW) and other costs on August 23, 2007.
- A three-party agreement among the NTTA, TxDOT and the Federal Highway Administration (FHWA) was executed in November 2007. In addition, a TxDOT/NTTA two-party agreement was executed, allowing eminent domain proceedings for critical ROW acquisition to begin.
- TxDOT approved a revised schematic on March 7, 2008.
- The U.S. Army Corps of Engineers (USACE) Section 404 permit was approved April 25, 2008.
- The City of Dallas (Dallas Water Utilities) agreement for the Lake Ray Hubbard bridge was approved by the Dallas City Council and NTTA Board of Directors in May 2008.
- A rail-crossing agreement with Dallas Area Rapid Transit (DART) was approved by the DART Board and the NTTA Board, also in May 2008.
- FHWA approved the Final Environmental Impact Statement re-evaluation on July 1, 2008.
- A groundbreaking for the first construction contract, Section 30, from north of the future Merritt Road to south of Main Street in Rowlett, took place August 21, 2008. Construction began on October 13, 2008.

Corridor Updates

- Some sections of previously closed roadways are opening in Rowlett. In 2010, motorists who use Liberty Grove Road in Rowlett were shifted to the PGBT Eastern Extension northbound frontage road. As of May 18, 2011, motorists can use both the north- and southbound frontage roads north of SH 66. Industrial Street at Kirby Road was closed in 2010 to allow construction of the PGBT Eastern Extension main lanes and southbound frontage road. This section of the roadway also opened on May 18, 2011.
- Section 32, which includes a bridge over Lake Ray Hubbard, is being constructed by TxDOT.

Next Steps

- Continue construction on all sections

Project Partners

- TxDOT
- Dallas County
- Dallas
- Garland
- Rowlett
- Sachse

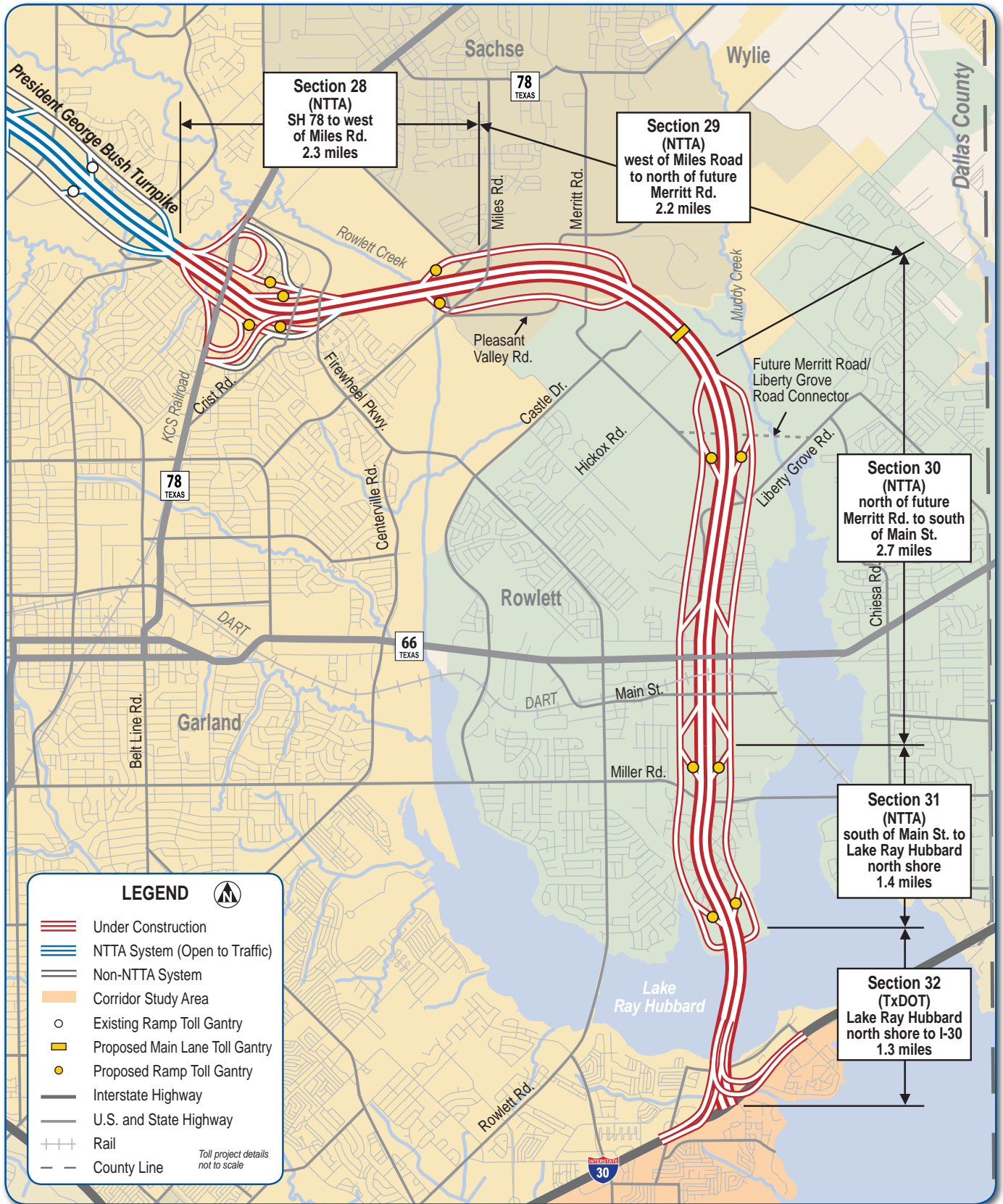
Corridor Manager

Pat Ellis, P.E.
5900 W. Plano Parkway, Suite 800, Plano, TX 75093
Email: PGBTEE@ntta.org
For information: (972) 628-3163

[Click here to subscribe to project updates](#)

Website: www.ntta.org





President George Bush Turnpike Eastern Extension Progress Report

Website: www.ntta.org



July 2011

SAM RAYBURN TOLLWAY

Progress Report

North Texas Tollway Authority (NTTA)

July 2011

The Sam Rayburn Tollway (SRT) stretches 26 miles southwest to northeast, linking the Dallas/Fort Worth International Airport and growing communities in Collin, Dallas and Denton counties. The SRT features six main lanes and all-electronic toll collection (all-ETC).

- The NTTA Board awarded the contract for Segment 5 construction in December 2009. Construction began in February 2010.
- The NTTA opened the sixth and final Segment 4 direct-connector on March 31, 2011.

Corridor Details

- Project length, limits: 26 miles, from Business 121 in Denton County to Medical Center Drive in Collin County
- Cost: Approximately \$639 million (This does not include approximately \$59 million for the future expansion from six to eight lanes.)
- Substantial completion dates:
 - Segment 1 [from Denton Tap Road to Old Denton Road]: Texas Department of Transportation (TxDOT) opened on August 29, 2006
 - Segment 2 [from Old Denton Road to Hillcrest Road]: TxDOT opened on August 31, 2008
 - Segment 3 [from Hillcrest Road to Hardin Boulevard]: NTTA opened on September 29, 2009
 - Segment 4 [from Hardin Boulevard to east of U.S. 75 (Central Expressway), including the SRT/U.S. 75 interchange]: NTTA fully opened as of March 2011
 - Segment 5 [the SRT/Dallas North Tollway (DNT) interchange]: anticipated January 2012

Milestones

- The NTTA and TxDOT finalized the State Highway (SH) 121 project agreement in October 2007. It authorizes the NTTA to design, build, operate and maintain SH 121 in Collin, Dallas and Denton counties for approximately 50 years, beginning with the completion of Segments 1 and 2 by TxDOT in September 2008.
- The NTTA made a \$3.2 billion up-front payment to TxDOT and the Regional Transportation Council of the North Central Texas Council of Governments in November 2007.
- On September 1, 2008, the NTTA assumed operations and maintenance of the SRT.
- On March 16, 2009, the NTTA Board of Directors named the corridor the Sam Rayburn Tollway. Before then, the NTTA had called the roadway the 121 Tollway.
- The NTTA formally dedicated the SRT on June 5, 2009.
- The NTTA Board awarded the Segment 4 construction contract in September 2008. Construction began in December 2008.

Corridor Updates

- At the SRT/U.S. 75 interchange project, crews continued final tasks and punch-list work.
- The NTTA opened two new ramps at the SRT/DNT interchange in June 2011. Crews opened a new exit ramp to Legacy Drive off the southbound DNT as well as a new entrance ramp at Headquarters Drive to access the northbound DNT. In addition, workers reopened the southwest-bound SRT main lane exit to Legacy Drive after a long-term closure that allowed crews to construct bridge support structures. The southwest-bound SRT main lane exit to Parkwood Boulevard is closed through October 2011 while crews construct bridge support structures. Crews continued setting concrete and steel bridge beams in May and June 2011 and continued work on bridge decks for the new direct-connectors. Earthwork and excavation continue, as do crews' efforts to remove old structures and set new retaining walls.

Next Steps

- Continue final tasks and punch-list items on the SRT/U.S. 75 interchange
- Continue construction of the SRT/DNT interchange

Project Partners

- TxDOT
- Collin County
- Dallas County
- Denton County
- Allen
- Carrollton
- Coppell
- Fairview
- Frisco
- Lewisville
- McKinney
- Plano
- The Colony

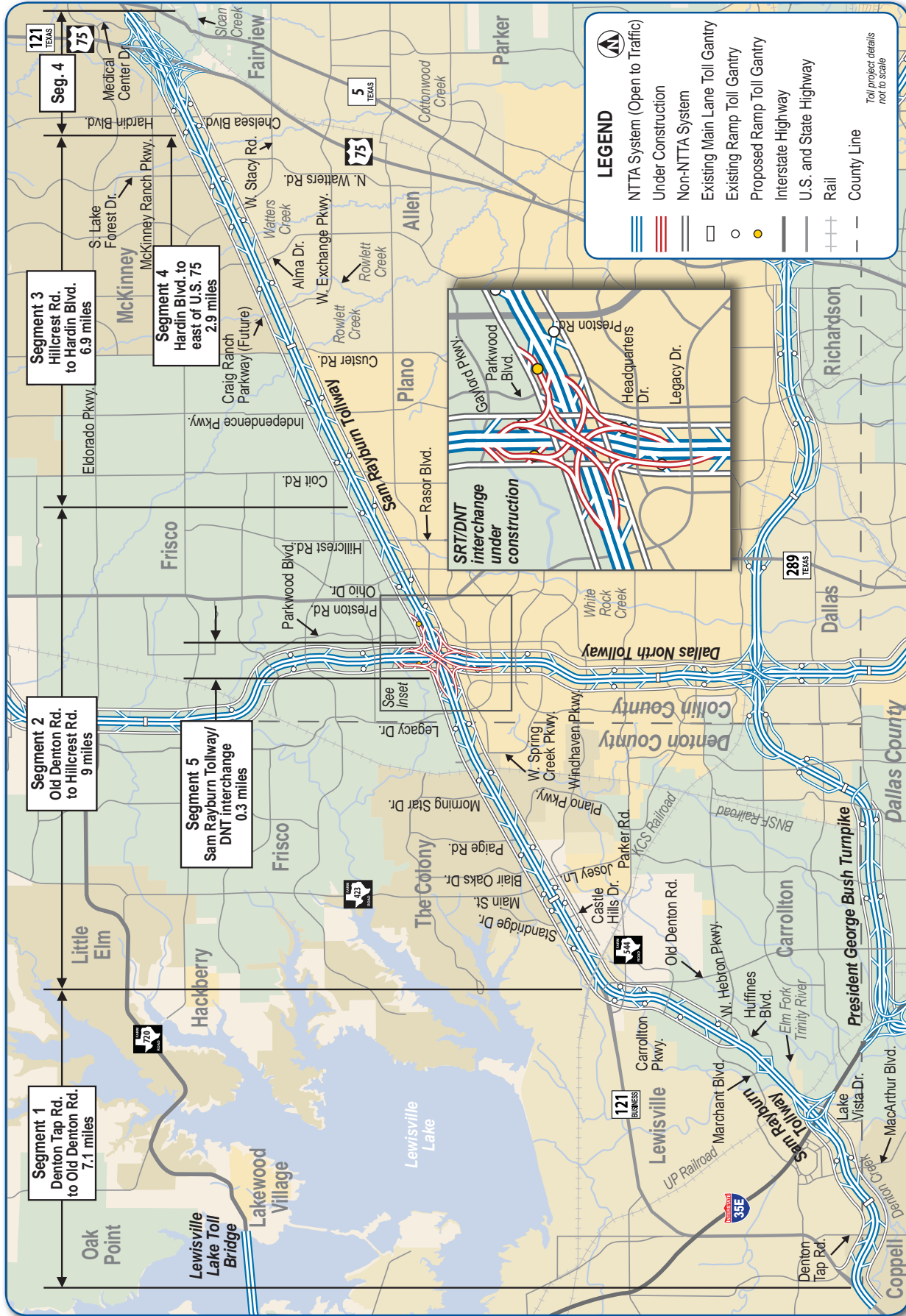
Corridor Manager

Brett Smith, P.E.
5900 W. Plano Parkway, Suite 800, Plano, TX 75093
Email: SRT@ntta.org
For information: (972) 628-3042

[Click here to subscribe to project updates](#)

Website: www.ntta.org





July 2011

Sam Rayburn Tollway Progress Report



Website: www.ntta.org

PRESIDENT GEORGE BUSH TURNPIKE WESTERN EXTENSION (SH 161) Progress Report

North Texas Tollway Authority (NTTA)

July 2011

The President George Bush Turnpike Western Extension (PGBT WE) corridor project, also known as State Highway (SH) 161, will provide a new, approximately 11.5-mile link in the growing loop around Dallas. The corridor consists of the tolled main lanes as the PGBT WE and the frontage roads as SH 161. The Texas Department of Transportation (TxDOT) initiated the project in May 1969, conducted the preliminary corridor studies, processed the Environmental Impact Statement and obtained right of way for the project. As outlined in Senate Bill 792, passed by the 80th Texas Legislature, the corridor underwent a market valuation process, which was a joint effort of the NTTA and TxDOT.

Corridor Details

- Project length: Approximately 11.5 miles
- NTTA estimated Phase 2, 3 and 4 costs: \$546.6 million (excluding the cost of future expansions)
- Anticipated substantial completion dates:
 - Phase 1 [main lane interchange at SH 183 and service roads from North Carrier Parkway to Interstate (I) 20]: TxDOT opened August 2009
 - Phase 2 [two main lanes in each direction from SH 183 to Egyptian Way]: TxDOT opened August 2009
 - Phase 3 [service roads and a third main lane in each direction from Conflans Road to North Carrier Parkway]: TxDOT opened April 2010
 - Phase 4 [two main lanes in each direction from North Carrier Parkway to I-20 and interchanges at I-30 and I-20]: Fourth quarter 2012
 - Union Pacific Railroad (UPRR) work [railroad crossing at Main Street and Jefferson Road]: Second quarter 2012

Milestones

- On February 18, 2009, the NTTA Board approved a project agreement with TxDOT, authorizing NTTA to design and build Phase 4.
- In August 2009, the Board approved a construction contract for the Phase 4 design-build project. Notice to proceed (NTP) 1 was issued on November 10, 2009.
- On February 17, 2010, the Federal Highway Administration (FHWA) announced the SH 161 project was selected to receive \$20 million in TIGER TIFIA funding.
- On February 24, 2010, the Texas Transportation Commission (TTC) authorized TxDOT to enter into a toll equity loan agreement with the NTTA regarding the SH 161 project.
- The NTTA Board formally approved the SH 161 project on February 26, 2010, authorizing a toll equity loan agreement with TxDOT and a commitment of an up-front payment of \$458 million.

In addition, the NTTA finalized the railroad agreement with UPRR.

- The NTTA issued two NTPs for Phase 4 on February 26, 2010. NTP 2 is for the UPRR construction work and NTP 3 is for the remainder of design work and for construction within the corridor.
- On April 10, 2010, TxDOT opened Phase 3 to traffic.
- During its April 2010 meeting, the NTTA Board approved designating the SH 161 tolled main lanes project as the Western Extension of the PGBT. The frontage roads will remain SH 161.
- On June 25, 2010, the NTTA made an up-front payment of \$200 million to the Regional Transportation Council.
- Phase 4 design was completed in January 2011.
- On April 28, 2011, the NTTA closed on the financing of the PGBT WE project. The PGBT WE will be partially funded by an approximately \$418 million federal TIFIA program loan under a loan agreement with the U.S. Department of Transportation, and the toll equity loan agreement with TxDOT will support the TIFIA loan and SH 161 revenue bonds issued to finance the project.

Corridor Updates

- Construction crews placed bridge panels on the bridges at Egyptian Way and along the eastbound exit ramp off of I-30.
- In May 2011, crews opened the eastbound frontage road of I-30 ahead of schedule.
- A closure at Tarrant Road between north- and southbound SH 161 was implemented in May 2011 and will remain in effect until the end of this year. This closure will allow crews to continue work on the I-30 direct-connectors.
- Drainage installations and utility relocations continue throughout the corridor, as does work on the shoo-fly (temporary tracks) construction at Union Pacific Railroad.

Next Steps

- Continue construction

Project Partners

- TxDOT
- NTTA
- Dallas County
- Irving
- North Central Texas Council Of Governments
- Grand Prairie
- UPRR

Corridor Manager

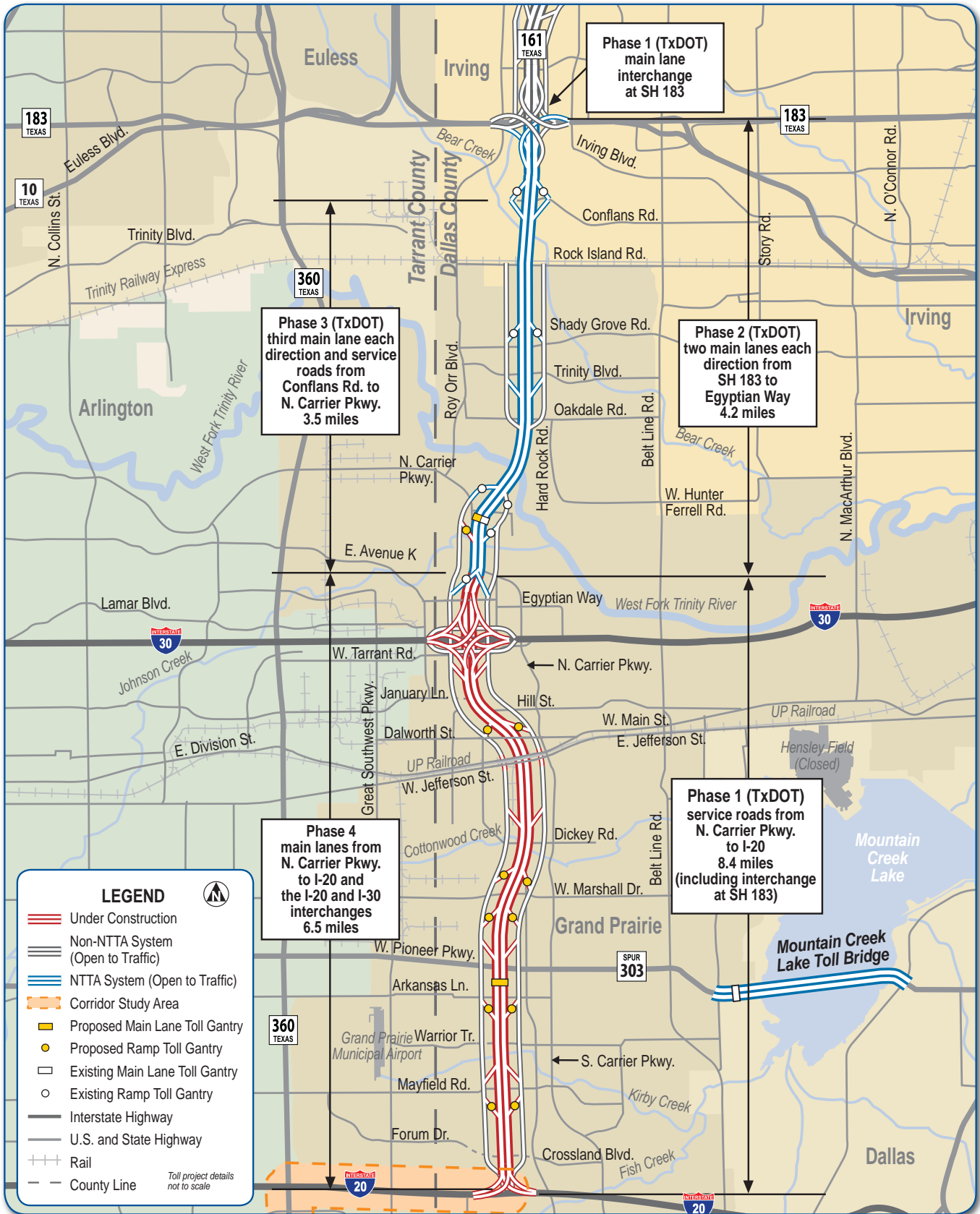
NTTA: Paul Alsina, P.E.
5900 W. Plano Parkway,
Suite 800
Plano, TX 75093
Email: PGBTWE@ntta.org
For information: (972) 628-3116

TxDOT:
Tony Payberah
Project Liaison
4777 E. Highway 80
Mesquite, TX 75150
Phone: (214) 319-6537

[Click here to subscribe to project updates](#)

Website: www.ntta.org





President George Bush Turnpike Western Extension (SH 161)

July 2011

Website: www.ntta.org



CHISHOLM TRAIL PARKWAY

Progress Report

North Texas Tollway Authority (NTTA)

July 2011

Chisholm Trail Parkway (CTP) is a limited-access toll road in southwest Tarrant County that will extend from Fort Worth's central business district to southwest Fort Worth, continuing south to Cleburne. Formerly known as Southwest Parkway (SWP)/Chisholm Trail, the corridor will result in a new, approximately 27-mile corridor in southwest Tarrant and northwest Johnson counties. The toll road is expected to open to traffic in early 2014.

Corridor Details

- Length: Approximately 27.6 miles
- Limits: Interstate Highway (I) 30 to U.S. 67
- Estimated project cost: Approximately \$1.4 billion
- Estimated NTTA cost: \$901.2 million
- Anticipated open-to-traffic dates:
 - Section 1 (I-30 to Rogers Road): Early 2014
 - Section 2 (Rogers Road to south of Arborlawn Drive [except UPRR crossing]): Early 2014
 - Section 2B (Hulen Street and UPRR Davidson Yard): Early 2014
 - Section 2C (Forest Park Boulevard to south of Hulen Street): Early 2014 (Construction complete second half 2013)
 - Section 3A (TxDOT construction – American Recovery and Reinvestment Act project): Early 2014 (Construction complete February 2013)
 - Section 3B (south of Arborlawn Drive to south of Overton Ridge Boulevard): Early 2014
 - Section 4 (south of Overton Ridge Boulevard to south of Altamesa Boulevard): Early 2014
 - Section 5 (south of Altamesa Boulevard to FM 1187): Early 2014
 - Section 6 (FM 1187 to U.S. 67): Early 2014

Milestones

- In December 2008, the Fort Worth City Council unanimously approved plans for SWP from I-30 to Dirks Road/Altamesa Boulevard. An accompanying resolution supports NTTA and Texas Department of Transportation (TxDOT) project development from I-30 to U.S. 67.
- The Federal Highway Administration (FHWA) approved the SWP's Final Environmental Impact Statement Re-evaluation in June 2009.
- The Texas Transportation Commission (TTC) approved additional funding in late August 2009 for Section 2C construction related to the formal agreement with UPRR. In April 2010, the NTTA began Section 2C construction – retaining walls, Rosedale Street connector bridges and bridge components inside Davidson Yard.

- In February 2010, the NTTA Board of Directors authorized an agreement to supplement the State Highway (SH) 161 toll equity loan agreement (TELA) with TxDOT to help fund the SWP/CTP project.
- On October 27, 2010, the SWP/CTP project agreement with TxDOT was executed, and the NTTA Board exercised its first option to develop, finance, construct and operate the CTP toll facility.
- In October 2010, more than 65 people attended the NTTA's town hall meeting in Johnson County on the southern piece of the corridor.
- TxDOT Fort Worth held an environmental public hearing in March 2011 about Section 6.
- The NTTA conducted a public hearing in March 2011 in Cleburne to disclose Section 6 financial information.
- On April 15, 2011, the NTTA signed a TELA with TxDOT that will advance the financing of the President George Bush Turnpike Western Extension project. NTTA and TxDOT agreed to supplement the TELA to support future financing of the SWP/CTP project. The two projects will constitute the "Special Projects System" of the NTTA.
- On May 12, 2011, the Texas governor signed legislation changing the corridor's name to Chisholm Trail Parkway.
- CTP in Johnson County received environmental clearance on May 10, 2011, after the FHWA concurred with TxDOT that the 2004 finding of "no significant impact" is still valid.

Corridor Updates

- In July 2011, the NTTA Board was expected to consider awarding the contract for Section 5 construction. Section 5 is the final portion to be let on the CTP project.
- On June 14, 2011, the NTTA opened bids for Section 5 construction.
- In May 2011, the NTTA Board voted to award contracts for construction and professional services for Sections 1, 2, 3B and 6.

Next Steps

- Right-of-way appraisals and utility coordination for Section 5

Project Partners

- Burleson
- Cleburne
- Fort Worth
- Johnson County
- North Central Texas Council of Governments
- TxDOT
- Tarrant County
- UPRR

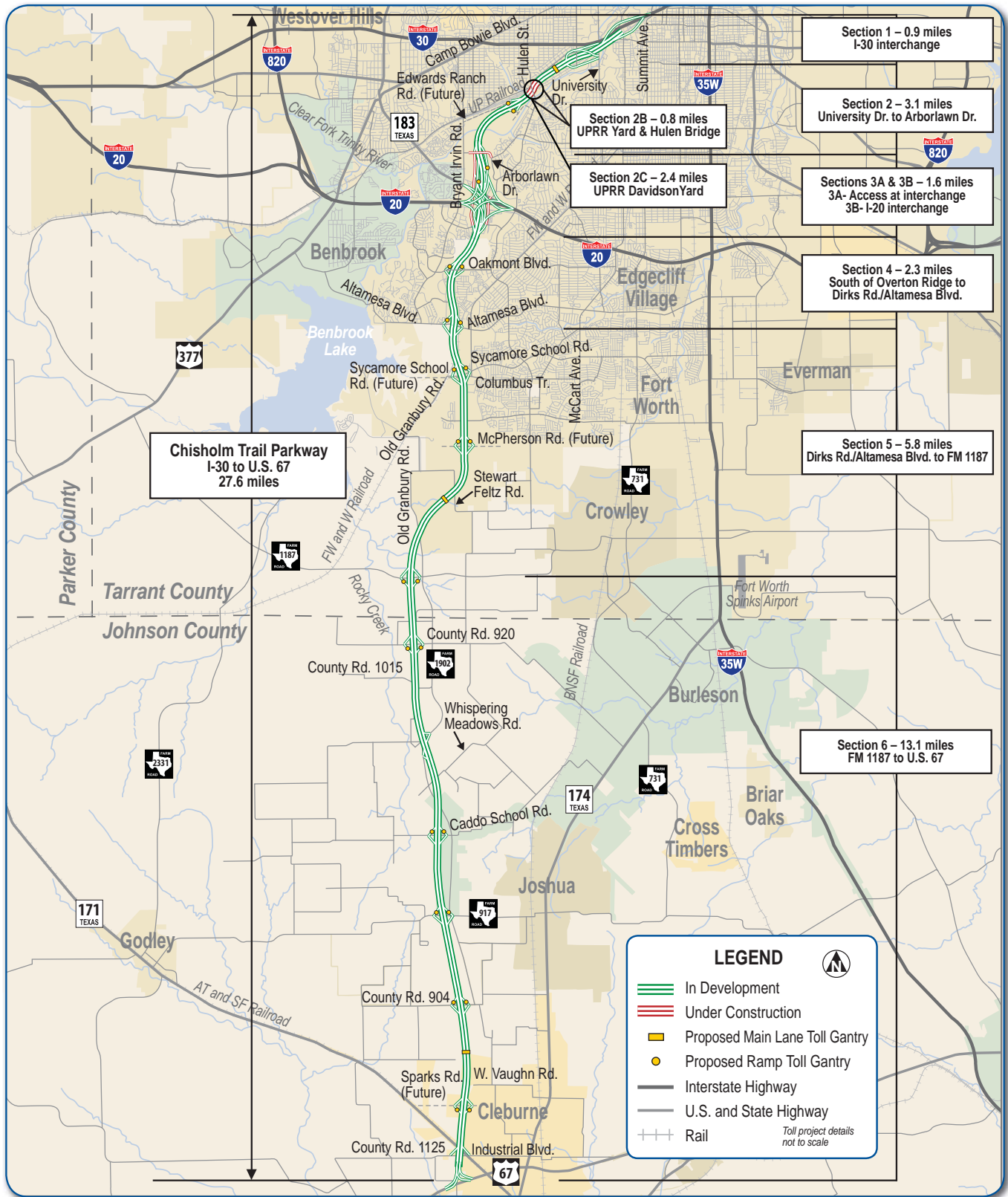
Corridor Manager

Kevin Reilly, P.E.
5900 W. Plano Parkway, Suite 800, Plano, TX 75093
Email: ChisholmTrail@ntta.org
For information: (817) 916-5105

[Click here to subscribe to project updates](#)

Website: www.ntta.org





Chisholm Trail Parkway Progress Report

Website: www.ntta.org
www.txdot.gov



July 2011

DALLAS NORTH TOLLWAY PHASE 4&5 Progress Report

North Texas Tollway Authority (NTTA)

July 2011

The Dallas North Tollway (DNT) extension is expected to extend north from U.S. 380, providing a link between downtown Dallas and fast-growing cities in Collin and Denton counties.

Corridor Details

- The DNT Phase 4 corridor is planned to extend the tollway north from U.S. 380 to the Collin/Grayson county line. The DNT Phase 5A corridor is expected to extend the DNT from the Collin/Grayson county line to Farm-to-Market (FM) 121 in Grayson County.
- Project limits:
 - Phase 4A (approximately six miles): U.S. 380 to FM 428
 - Phase 4B: FM 428 extending north to the Grayson County line
 - Phase 5A: Extension north of the Grayson County line
- Project length: To be determined
- Estimated project cost: To be determined
- Opening date: To be determined

Milestones

- An interlocal agreement (ILA) covering right of way, utility services and northbound service road construction was signed in October 2003 by the NTTA, Collin County and the Town of Prosper. The agreement covers DNT Phase 4A.
- Commissioners courts in Collin and Denton counties approved resolutions in January 2005 designating a preferred alignment along the Denton/Collin county line in Phase 4B. In May 2008, Collin County rescinded its resolution.
- The NTTA began preliminary route studies, schematic design work, environmental documentation and public involvement for Phases 4A, 4B and 5A of the DNT extension project in November 2007.
- On September 17, 2008, the NTTA Board of Directors approved the Phase 4A schematic and environmental assessment.
- The DNT Phase 4A (U.S. 380 to FM 428) northbound service road opened to traffic in 2008 as a bi-directional, two-lane facility.
- On March 16, 2009, the NTTA Board approved an expansion of the DNT 4B/5A (FM 428 to FM 121) study area to the west and the north. The expansion captured more of Denton and Grayson counties and a small portion of southeast Cooke County, which enabled the NTTA to identify and preserve right of way for the DNT corridor.
- The NTTA Board selected a “county line” alignment on July 21, 2010, for the DNT Phase 4B/5A extension, from FM 428 in Collin and Denton counties to FM 121 in Grayson County. The NTTA

evaluated three alignment options as well as a no-build option.

- A technical work group meeting was held on December 10, 2010, to present schematic and environmental information to representatives from local government agencies.
- A public hearing was held on April 19, 2011 in Celina. Approximately 75 residents attended the public hearing.

Corridor Updates

- The DNT extension north of U.S. 380 is divided into two projects:
 - Phase 4A (U.S. 380 to FM 428)
 - Phase 4B/5A (FM 428 to FM 121)
- On June 15, 2011, the NTTA Board of Directors approved the schematic design and environmental evaluation for the DNT Phase 4B/5A extension project.

Next Steps

- Right-of-way donation agreements

Project Partners

- Collin County (4A, 4B)
- Cooke County (5A)
- Denton County (4B)
- Grayson County (5A)
- Celina (4A, 4B)
- North Central Texas Council of Governments (4A, 4B)
- Frisco (4A)
- Pilot Point (4B)
- Prosper (4A)
- Gunter (5A)
- Tioga (5A)
- Grayson County Regional Mobility Authority (5A)
- Sherman-Denison Metropolitan Planning Organization (5A)
- Texoma Council of Governments (5A)
- Texas Department of Transportation (4B,5A)

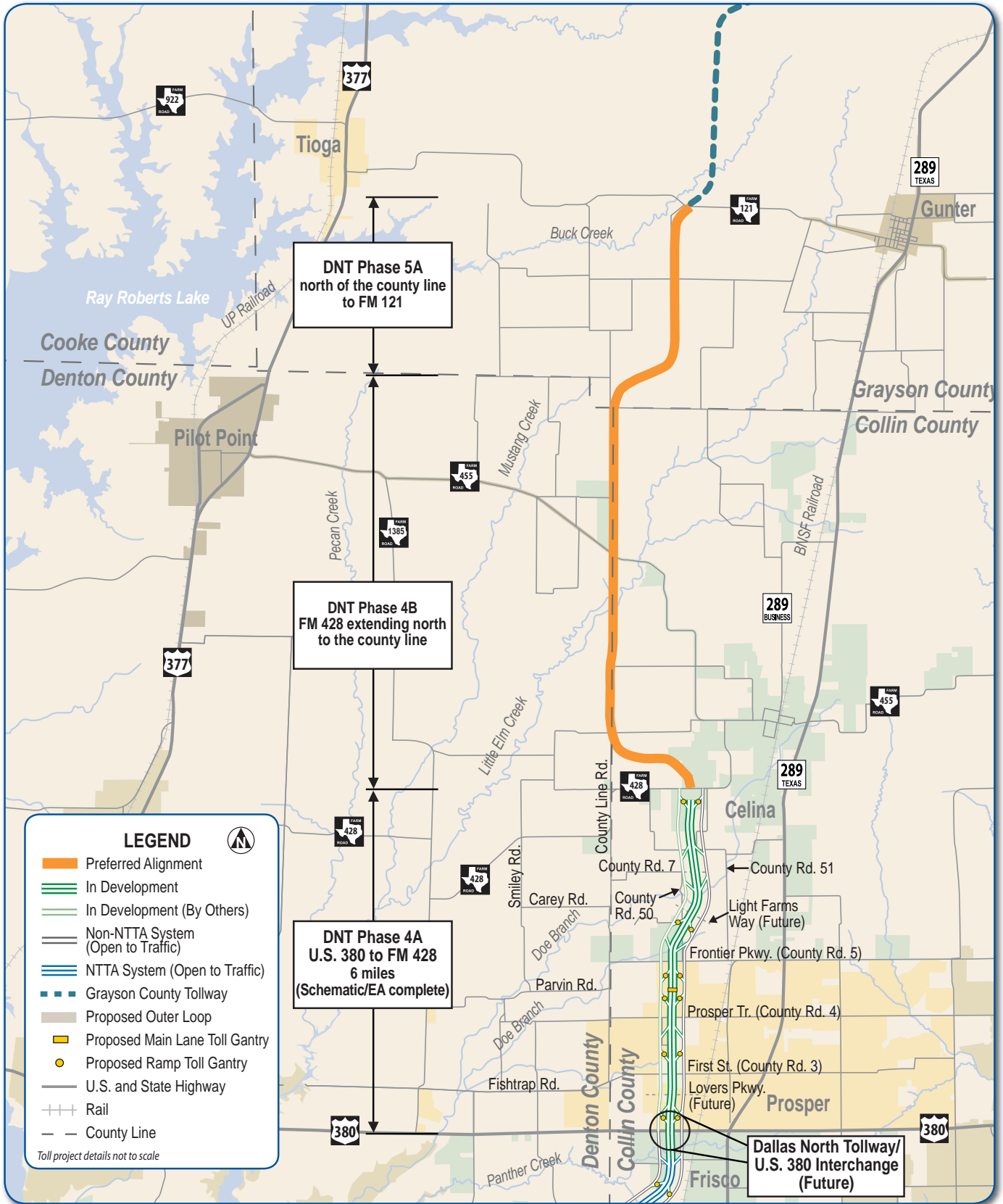
Corridor Manager

Tom Diamond, P.E.
5900 W. Plano Parkway, Suite 800, Plano, TX 75093
Email: DNT45@ntta.org
For information: (972) 628-3163

[Click here to subscribe to project updates](#)

Website: www.ntta.org





July 2011

Dallas North Tollway Phase 4&5 Progress Report

Website: www.ntta.org



July 2011

Introduction

The Texas Department of Transportation (TxDOT) initiated the State Highway (SH) 170 corridor study, conducted preliminary studies, processed environmental reviews, obtained environmental clearance and right of way, and built the existing roadway. The North Texas Tollway Authority (NTTA) is now conducting further studies of the corridor. These studies, which will include a public meeting and a public hearing, will ultimately produce an approved schematic design and environmental documentation. It is anticipated that the environmental analysis will culminate in a "finding of no significant impact." An extension of SH 170 from its current terminus at Interstate Highway (I) 35W to U.S. 287 is shown on the Metropolitan Transportation Plan, Mobility 2035.



Corridor Details

- The North Central Texas Council of Governments' (NCTCOG) long-range Metropolitan Transportation Plan, Mobility 2035, identifies the SH 170 corridor from U.S. 81/U.S. 287 in northern Tarrant County to SH 114 in southern Denton County as an ultimate six-lane toll road.
- Project limits, length:
 - Section 1: SH 114 to I-35W (5.8 miles)
 - Section 2: I-35W to U.S. 81/U.S. 287 (5.5 miles)
- Estimated project cost/estimated NTTA cost: To be determined
- Opening date: To be determined

Milestones

- In November 1989, TxDOT issued a finding of "no significant impact" for the completion of a four-lane, controlled-access facility with six frontage road lanes from SH 114 to I-35W.
- The City of Fort Worth conducted a feasibility study in the late 1980s for the Northpass Freeway from I-35W to SH 199.
- In the early 1990s, TxDOT constructed frontage roads between I-35W and SH 114.
- Hillwood Development performed a preliminary alignment study in 2003 for the SH 170 extension from I-35W to U.S. 287 without a determination of a final alignment.
- In September 2006, at the request of the NCTCOG, the Regional Transportation Council authorized the NTTA to evaluate the toll feasibility of SH 170 as one of five regional toll facilities.
- In September 2007, the NTTA Board of Directors authorized \$1.1 million for "project development services, which include preliminary concept design and environmental documentation" for Section 1 of SH 170 from SH 114 to I-35W.
- In May 2009, the Federal Highway Administration concurred that an environmental assessment was appropriate for Section 1. TxDOT staff then advanced the Section 1 work plan to the Texas Transportation Commission (TTC) for approval.

- In September 2009, the TTC approved the work plan for Section 1.
- The NTTA, in conjunction with TxDOT and the NCTCOG, hosted a work group meeting in October 2009 to discuss the work plan and next steps for Section 1.
- A stakeholders' meeting on September 28, 2010, in Roanoke provided an update about the progress on the schematic design and environmental documentation.

Corridor Updates

- Section 1 environmental documentation and schematic design is under way, and approval by TxDOT and FHWA is expected in 2012.
- The Haslet City Council voted in late February 2011 to keep the SH 170 Section 2 alignment on the city's thoroughfare plan. The NCTCOG has approached the NTTA about the possibility of advancing the route location and environmental work on the Section 2 project.

Next Steps

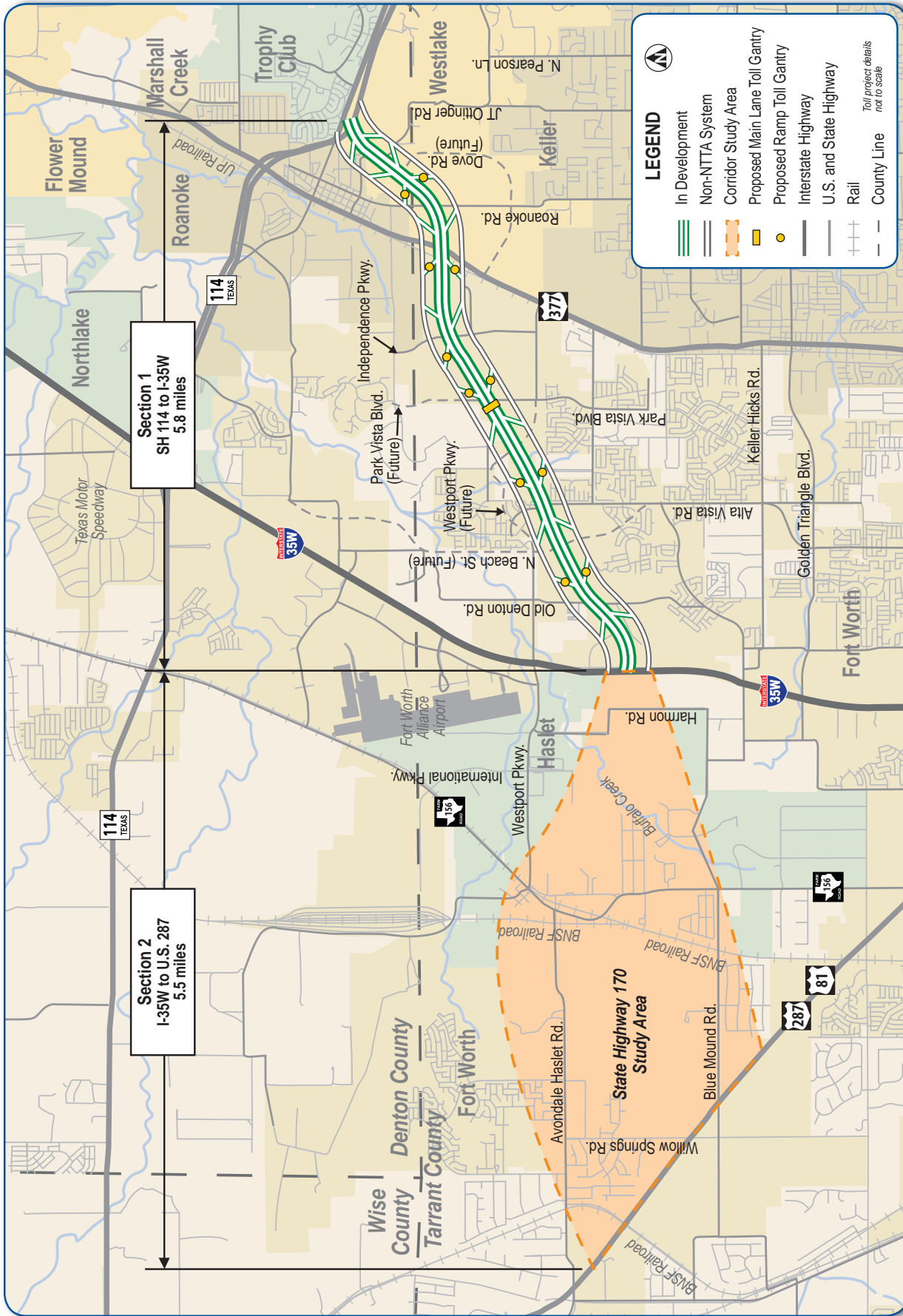
- A public meeting on Section 1 is anticipated in summer 2011.

Project Partners

- NTTA
- Tarrant County
- Trophy Club
- TxDOT
- Fort Worth
- Westlake
- NCTCOG
- Haslet
- Denton County
- Roanoke

Corridor Contacts

NTTA:	TxDOT:
F. Terry Watson, P.E., AICP	Nazrul Chowdhury, P.E.
5900 W. Plano Parkway,	2501 SW Loop 820,
Suite 800, Plano, TX 75093	Fort Worth, TX 76133
Email: SH170@ntta.org	Email:
For information:	Nazrul.Chowdhury@txdot.gov
(817) 332-0404, ext. 302	Phone: (817) 370-6944



State Highway 170 Progress Report

July 2011

July 2011

Introduction

The Texas Department of Transportation (TxDOT) initiated the State Highway (SH) 360 corridor study, conducted preliminary studies, processed environmental reviews, obtained environmental clearance and right of way to U.S. 287, and built the existing roadway. The North Texas Tollway Authority (NTTA) is now conducting further studies of the corridor. The project may go through a market valuation process, a joint NTTA-TxDOT effort, as outlined in Senate Bill 792, passed by the 80th Texas Legislature. Project partnering meetings are ongoing to advance the project. Section 1 is expected to result in a 9.7-mile extension of the SH 360 main lanes from Green Oaks Boulevard/Kingswood Boulevard in southern Tarrant County to U.S. 287 in northwestern Ellis County and northeastern Johnson County. Two other sections, totaling approximately 11 miles from U.S. 287 to FM 2258 in northeastern Johnson County, are not currently under study.



Corridor Details

- Project limits:
 - President George Bush Turnpike Western Extension (SH 161)/SH 360 Connector (TBD)
 - Section 1: Green Oaks Boulevard to U.S. 287
 - Section 2: U.S. 287 to U.S. 67 (TBD)
 - Section 3: U.S. 67 to FM 2258 (TBD)
- Project length: The SH 360 Connector will be approximately four miles long; Section 1 is approximately 9.7 miles long; Sections 2 and 3 are each approximately 5.5 miles long
- Estimated project cost: To be determined
- Estimated NTTA cost: To be determined
- Opening date: To be determined

Milestones

- Frontage roads are open on both sides of the Section 1 alignment from Green Oaks Boulevard/Kingswood Boulevard to Heritage Parkway. A frontage road on the west side of the Section 1 alignment is open to two-way traffic from Heritage Parkway to U.S. 287. Portions of the SH 360 main lanes have been built and cross under the railroad bridge located to the south of Heritage Parkway.
- In September 2007, the NTTA Board of Directors approved a resolution authorizing \$1.9 million for Section 1 project development services, including preliminary concept design and environmental documentation.
- On September 24, 2009, the Texas Transportation Commission (TTC) approved the Section 1 work plan.
- More than 75 people, along with public officials from Ellis County, Arlington and Cedar Hill, attended a June 24, 2010, public meeting on Section 1. The NTTA and TxDOT conducted the meeting in Mansfield. Attendees reviewed maps and drawings of the proposed alignment, asked questions and provided oral and written comments. Project members were on hand to answer the public's questions, and a court reporter was present to record comments.

Corridor Updates

- The NTTA, TxDOT and the North Central Texas Council of Governments (NCTCOG) have conducted SH 360 stakeholder meetings since September 2009. The last meeting was held in March 2010.
- Section 1 technical work group meetings are ongoing; the most recent meeting was in early July 2011. Representatives from NTTA, TxDOT, NCTCOG and three municipalities attended. The technical work group plans to continue meeting to review technical issues associated with the project's environmental documentation and schematic.
- Work is ongoing on the Section 1 environmental assessment (EA) and schematic. The NTTA incorporated comments from TxDOT's Fort Worth District into the EA and is reviewing TxDOT's comments on the 90-percent schematic. The NTTA plans to revise the EA to incorporate data from the new Mobility 2035 Plan, which the NCTCOG approved in March 2011. The SH 360 schedule will be revised to reflect the adoption of the Mobility 2035 Plan.

Next Steps

- Continue to develop the EA for Section 1, and conduct a public hearing after TxDOT and the Federal Highway Administration review the environmental assessment

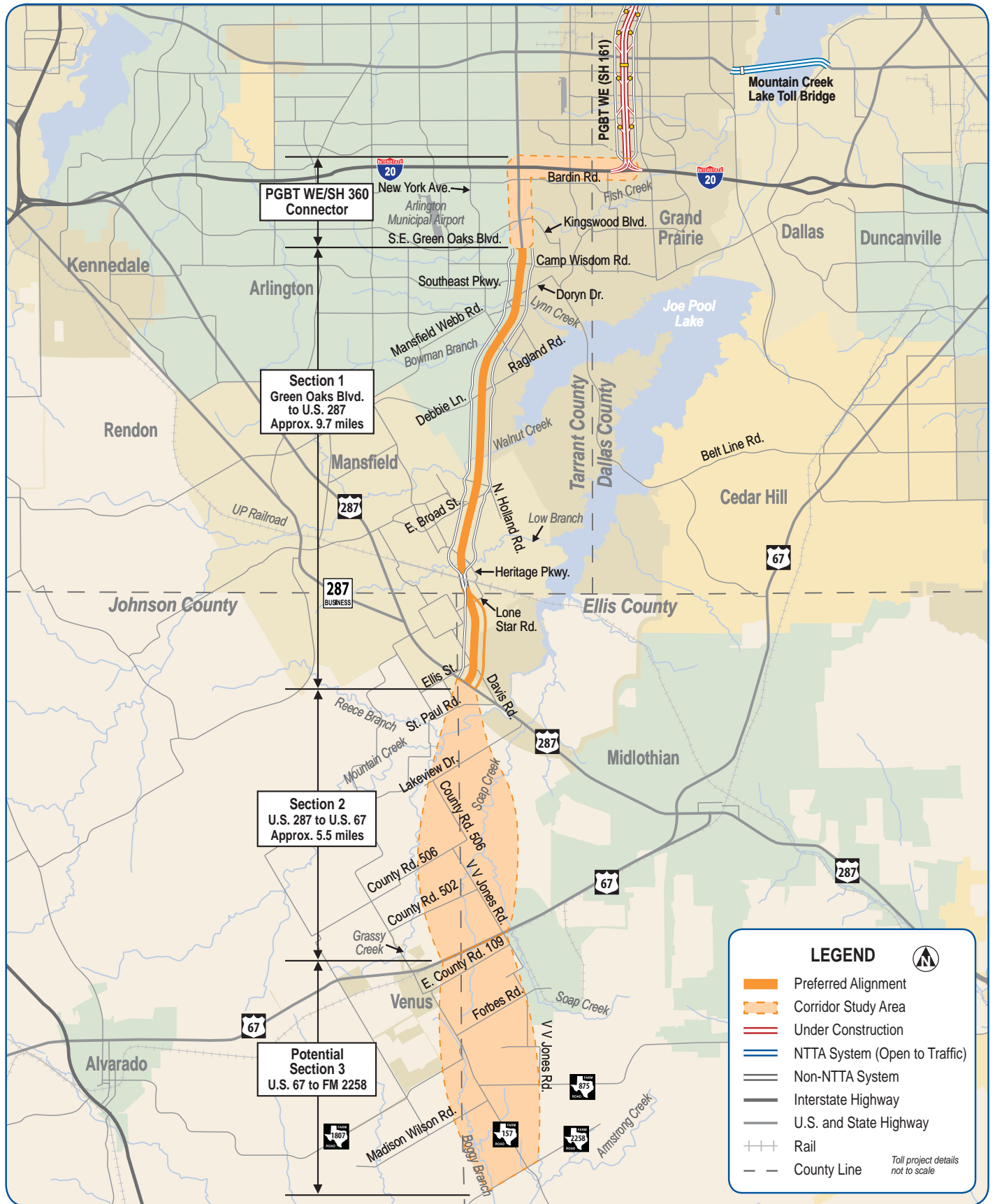
Project Partners

- | | | |
|-----------------|------------------|--------------|
| • NTTA | • Johnson County | • Mansfield |
| • TxDOT | • Tarrant County | • Midlothian |
| • NCTCOG | • Arlington | • Venus |
| • Dallas County | • Cedar Hill | |
| • Ellis County | • Grand Prairie | |

Corridor Contacts

NTTA: Bo Cung, P.E.
 5900 W. Plano Parkway, Suite 800, Plano, TX 75093
 Email: SH360@ntta.org
 For information: (817) 332-0404, ext. 302

TxDOT: Curtis Loftis, P.E.
 2501 SW Loop 820, Fort Worth, TX 76133
 Email: Curtis.Loftis@txdot.gov
 Phone: (817) 370-6807



State Highway 360 Progress Report

July 2011

TRINITY PARKWAY Progress Report

North Texas Tollway Authority (NTTA)

July 2011

The proposed Trinity Parkway will connect Interstate Highway (I) 35E to U.S. 175, providing a new, approximately nine-mile relief route around the west and south sides of Dallas' central business district. The North Texas Tollway Authority (NTTA) is managing ongoing environmental clearance and preliminary engineering efforts to advance the project. The project may go through a market valuation process, a joint NTTA-Texas Department of Transportation (TxDOT) effort, as outlined in Senate Bill 792, passed by the 80th Texas Legislature.

Corridor Updates

- The NTTA continues to manage the development of the additional environmental phase (limited scope supplemental to the SDEIS).
- The draft limited scope supplemental to the SDEIS was submitted for initial TxDOT and FHWA review on April 8, 2011.
- The Section 106 Effects Report is under review by the Texas Historical Commission. The report is about the project's potential effects on historic eligible resources.

Corridor Details

- Project length: Approximately nine miles
- Estimated comparative cost range for eight alternative alignments: \$1.1 billion to \$2.1 billion
- Detailed costs and funding strategies will be developed after selection of the locally preferred alternative
- Anticipated opening date: To be determined

Milestones

- The Federal Highway Administration (FHWA) approved the Supplemental Draft Environmental Impact Statement (SDEIS) on February 19, 2009.
- The NTTA submitted the initial Section 408 package to the U.S. Army Corps of Engineers (USACE) on May 1, 2009.
- The NTTA, in cooperation with TxDOT, conducted an open house and public hearing about the SDEIS on May 5, 2009, at the Dallas Convention Center Arena.
- FHWA extended the SDEIS public hearing comment period to June 30, 2009.
- Construction plans were completed to the 30-percent level as of May 2009.
- The NTTA submitted a draft geotechnical levee report to the USACE on March 19, 2010.

Next Steps

- Complete the review of the limited scope supplemental to the SDEIS and conduct a public hearing in late 2011

Project Partners

- FHWA
- USACE
- TxDOT
- Texas Historical Commission
- North Central Texas Council of Governments
- Dallas County
- Dallas

Corridor Manager

Dan Chapman, P.E.
5900 W. Plano Parkway, Suite 800, Plano, TX 75093
Email: TrinityParkway@ntta.org
For information: (972) 628-3042

[Click here to subscribe to project updates](#)

Website: www.ntta.org





Trinity Parkway Progress Report

July 2011



Website: www.ntta.org

July 2011

Introduction

The Texas Department of Transportation (TxDOT) initiated the East Branch/State Highway (SH) 190 corridor study in May 1969 and is processing the project's Environmental Impact Statement (EIS). First, the Federal Highway Administration (FHWA) must review and approve a Draft EIS in order to conduct a public hearing. Following the public hearing, a Final EIS will be prepared to recommend a route alternative. In addition, as outlined in Senate Bill 792, passed by the 80th Texas Legislature, the proposed new, 11-mile link in the growing loop around Dallas may go through a market valuation process, a joint effort of the North Texas Tollway Authority (NTTA) and TxDOT. Project partnering meetings will be held to address this legislative requirement.

Corridor Updates

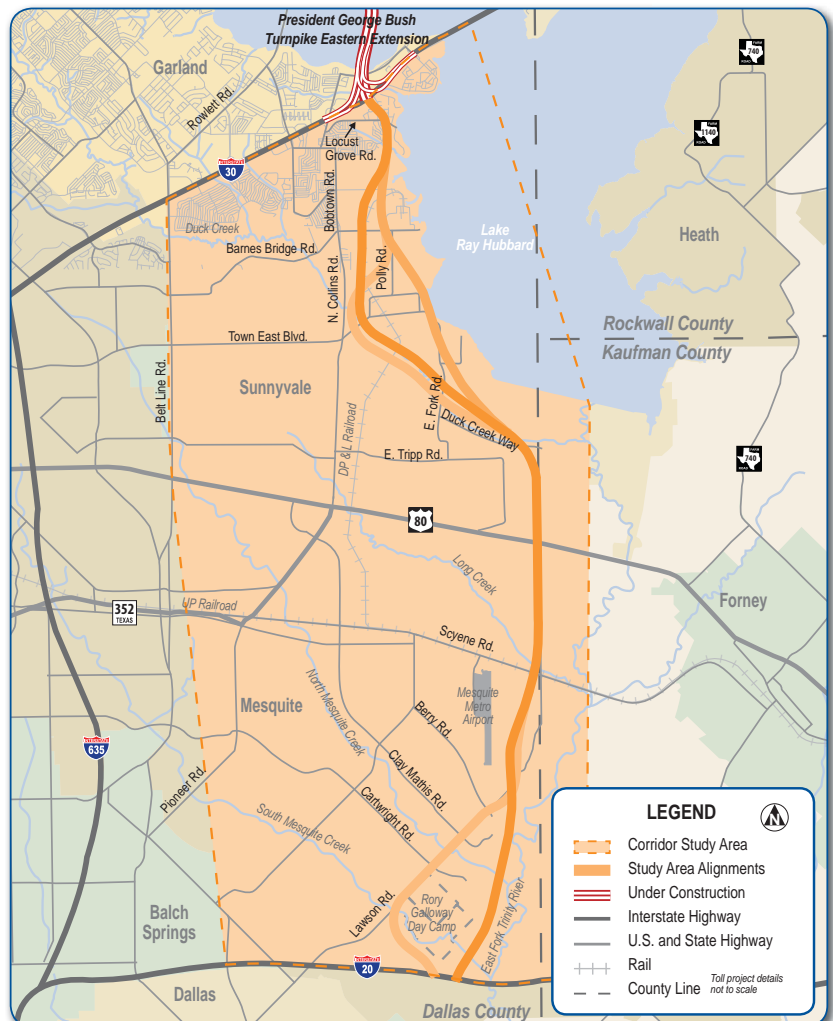
- The East Branch/SH 190 transportation study area extends 11 miles between Interstate Highway (I) 30 and I-20. It would connect the proposed Loop 9 in Dallas County to the Eastern Extension of the President George Bush Turnpike (PGBT).
- The project is part of an outer loop for Dallas County first envisioned in the early 1960s. In the late 1980s, Dallas County and cities along and near the route conducted a corridor study. In 1994, TxDOT conducted an additional corridor and alignment study that again recommended a route west of Lake Ray Hubbard. In 2000, the NTTA created a more detailed study to develop the section north of the East Branch/SH 190 project. That section, from SH 78 to I-30, is under construction as the PGBT Eastern Extension.
- Alignment alternatives, including a no-build option, are now identified for detailed analysis in the Draft EIS.
- TxDOT has conducted three public meetings.
- The Draft EIS remains under preparation and review in anticipation of TxDOT conducting a FHWA-approved public hearing.

Project Partners

- TxDOT
- North Central Texas Council of Governments
- NTTA
- Dallas County
- Kaufman County
- Dallas
- Garland
- Mesquite
- Sunnyvale

Corridor Contact

TxDOT
Public Information Office
P.O. Box 133067
Dallas, TX 75313-3067
Phone: (214) 320-4480
www.TheEastBranch.org





Construction Letting Schedule

CORRIDOR	TYPE OF WORK	DEPARTMENT	PROJECT DESCRIPTION	PROJECT NUMBER	ADVERTISE DATE	PRE-BID MEETING	BID OPENING DATE	ESTIMATED/ACTUAL BOARD APPROVAL	ESTIMATED/ACTUAL NOTICE TO PROCEED	ORIGINAL CONTRACT COMPLETION DATE	COST MAGNITUDE
NTTA	Maintenance	M	Systemwide Erosion Mitigation	02971-NTT-00-CN-MA	7/1/2010	7/15/2010	7/29/2010	10/20/2010	1/27/2011	5/26/2011	A
DNT	Gantries	P	DNT Segment 3, Ramps ETC Conversion	02866-DNT-03-CN-PM	7/1/2010	7/15/2010	7/29/2010	9/22/2010	11/15/2010	7/1/2011	A
DNT	Gantries	P	DNT Segment 4, Ramp Gantry ETC Conversion	02865-DNT-04-CN-PM	7/1/2010	7/15/2010	7/29/2010	9/22/2010	11/15/2010	7/1/2011	A
DNT	Gantries	P	DNT Segment 1, Ramp Gantry ETC Conversion	02867-DNT-01-CN-PM	7/15/2010	7/29/2010	8/17/2010	9/22/2010	11/15/2010	7/1/2011	B
AATT	Gantries	P	AATT Gantry ETC Conversion	02863-AAT-00-CN-PM	7/15/2010	7/29/2010	8/17/2010	NA - Under \$300K	11/15/2010	2/20/2011	A
DNT	Maintenance	M	Wycliff Ave Median Improvements	02992-DNT-00-CN-MA	8/9/2010	8/16/2010	8/26/2010	N/A - Under \$300K	11/29/2010	1/17/2011	A
CTP	Roadway	P	Chisholm Trail Parkway Section 4*	02084-SWP-01-CN-PM	8/19/2010	9/1/2010	9/16/2010	3/17/2011	8/18/2011	1/2014	D
MCLB	Maintenance	M	MCLB Main Lane Plaza and Pavement Approaches	02936-MCL-00-CN-MA	8/25/2010	9/8/2010	9/23/2010	NA - Under \$300K	11/17/2010	2/28/2011	A
PGBT	Maintenance	M	PGBT Segments I & II Re-Striping	02960-PGB-00-CN-MA	9/16/2010	9/30/2010	10/14/2010	12/21/2010	4/3/2011	8/3/2011	A
CTP	Roadway	P	Chisholm Trail Parkway Section 2B*	02080-SWP-01-CN-PM	9/16/2010	9/30/2010	10/18/2010	11/17/2010	2/9/2011	1/2014	D
CTP	Roadway	P	Chisholm Trail Parkway Section 3B*	02720-SWP-01-CN-PM	9/23/2010	10/8/2010	10/22/2010	5/19/2011	8/18/2011	1/2014	F
CTP	Roadway	P	Chisholm Trail Parkway Section 2*	02078-SWP-01-CN-PM	10/14/2010	10/28/2010	11/11/2010	5/19/2011	8/18/2011	1/2014	F
CTP	Roadway	P	Chisholm Trail Parkway Section 1*	02076-SWP-01-CN-PM	10/21/2010	11/2/2010	11/16/2010	5/19/2011	8/18/2011	1/2014	F
NTTA	Maintenance	M	Bridge Approach Slab Settlement	03054-NTT-00-CN-MA	11/16/2010	11/30/2010	12/14/2010	N/A - Under \$300K	5/23/2011	7/23/2011	A
CTP	Roadway	P	Chisholm Trail Parkway Section 6 Design Build*	02947-SWP-03-DB-PM	5/26/2010	6/10/2010	1/13/2011	3/17/2011	8/18/2011	1/2014	F
PGBT	Maintenance	M	PGBT/SH 114 Embankment Repair	02987-PGB-05-CN-MA	12/9/2010	1/4/2011	1/20/2011	3/17/2011	5/12/2011	8/12/2011	A
PGBT	IT/ITS System	I	Fiber Optic Cable Installation for PGBT EE	03040-PGB-06-CN-IT	12/30/2010	1/11/2011	1/24/2011	4/21/2011	TBD	TBD	A
PGBT	Maintenance	M	PGBT Wall 301 Repair	02982-PGB-03-CN-MA	12/13/2010	1/10/2011	1/25/2011	2/16/2011	4/18/2011	9/18/2011	A
NTTA	Maintenance	M	Bent Cap Cracking Repairs	03063-DNT-01-CN-MA	1/5/2011	1/12/2011	1/26/2011	N/A - Under \$300K	5/9/2011	6/9/2011	A
PGBT	Maintenance	M	PGBT Segment V Shoulder Rehabilitation	02922-PGB-05-CN-MA	1/21/2011	2/3/2011	2/17/2011	N/A - Under \$300K	5/31/2011	8/31/2011	A
SRT	Maintenance	M	SRT/I-35E Interchange Bridge Deck and Rail Repair	03064-SH121-01-CN-MA	2/3/2011	2/17/2011	3/8/2011	N/A - Under \$300K	6/20/2011	9/20/2011	A
AATT	Maintenance	M	AATT Pump Reconditioning	03146-ATT-00-GS-MA	2/24/2011	3/3/2011	3/24/2011	N/A - Under \$300K	5/19/2011	8/19/2011	A
NTTA	IT/ITS System	I	FY 2005 ITS DMS and CCTV Structures	02059-NTT-00-CN-IT	3/31/2011	4/12/2011	4/25/2011	6/15/2011	7/24/2011	3/19/2012	A
NTTA	Maintenance	M	Frisco Operations Center	03165-FOC-00-CN-MA	3/21/2011	4/8/2011	4/25/2011	7/21/2011	8/3/2011	10/15/2012	B
NTTA	Maintenance	M	Environmental Emergency Response	03072-NTT-00-GS-MA	4/14/2011	4/20/2011	5/10/2011	N/A - Under \$300K	7/1/2011	7/1/2012	A
PGBT	Roadway	P	PGBT Western Extension (SH 161) Sand Stockpile Facility	02946-SH161-03-CN-PM	4/24/2011	5/9/2011	6/13/2011	7/21/2011	8/8/2011	12/31/2011	A
CTP	Roadway	P	Chisholm Trail Parkway Section 5*	03033-SWP-02-CN-PM	5/12/2011	5/26/2011	6/14/2011	7/21/2011	8/18/2011	1/2014	E
SRT	Maintenance	M	SRT Segment 1 Mainlane and Frontage Road Restriping	03066-SH121-01-CN-MA	6/10/2011	6/20/2011	6/24/2011	7/21/2011	9/1/2011	1/1/2012	A
NTTA	Maintenance	M	Total Routine Maintenance: PGBT and MCLB	03124-NTT-00-CN-MA	5/26/2011	6/8/2011	7/8/2011	8/17/2011	11/19/2011	11/18/2019	E
DNT	Maintenance	M	DNT Pavement Repairs Segment 2	03207-DNT-02-CN-MA	7/19/2011	7/28/2011	8/4/2011	9/21/2011	11/1/2011	TBD	A
PGBT	Gantries	P	PGBT Ramp Gantries Phase 2 (Post ALL ETC)	03214-PGB-00-CN-PM	7/19/2011	8/2/2011	8/16/2011	9/21/2011	10/1/2011	9/30/2012	A
SRT	Maintenance	M	SRT/I-35E Sand Stockpile Site Development	03049-SRT-01-CN-MA	8/3/2011	8/12/2011	8/22/2011	9/21/2011	11/1/2011	3/1/2012	A
SRT	Maintenance	M	SRT Segment 4 Landscape & Irrigation Improvements	03091-SH121-04-CN-MA	8/18/2011	8/25/2011	9/8/2011	10/19/2011	11/19/2011	5/19/2014	A
SRT	Roadway	P	Woodland Mitigation Project for SRT	03200-SRT-04-CN-PM	8/18/2011	8/25/2011	9/8/2011	10/19/2011	11/19/2011	7/19/2013	A
NTTA	Maintenance	M	Systemwide Bridge Erosion Repairs	03229-NTT-00-CN-MA	8/24/2011	9/2/2011	9/9/2011	10/19/2011	12/1/2011	TBD	A
SRT	Maintenance	M	SRT Segment 5 Landscape & Irrigation Improvements	03090-SH121-05-CN-MA	TBD	TBD	TBD	TBD	TBD	TBD	A
NTTA	Maintenance	M	Fuel Tank Dispensing Modifications	03070-MSC-00-CN-MA	TBD	TBD	TBD	N/A - Under \$300K	TBD	TBD	A
PGBT	IT/ITS System	I	Fiber Optic Cable Installation for PGBT WE Section B4-Extension	02999-SH161-00-CN-IT	TBD	TBD	TBD	TBD	TBD	TBD	A
PGBT	Roadway	P	PGBT Eastern Extension Sand Stockpile Site Development	TBD	TBD	TBD	TBD	TBD	TBD	TBD	A
LLTB	Maintenance	M	LLTB Sand Stockpile Site Development	TBD	TBD	TBD	TBD	TBD	TBD	TBD	A

Department Key: M - Maintenance P - Project Delivery I - Information Technology

Cost Magnitude Key: A - \$0 - \$10M B - \$10 - \$25M C - \$25 - \$50M D - \$50 - \$75M E - \$75 - \$100M F - Over \$100M

PGBT	President George Bush Turnpike
DNT	Dallas North Tollway
MCLB	Mountain Creek Lake Toll Bridge
AATT	Addison Airport Toll Tunnel
LLTB	Lewisville Lake Toll Bridge
CTP	Chisholm Trail Parkway
SRT	Sam Rayburn Tollway
NTTA	Systemwide Project

*Contract execution subject to project acceptance and funding



NTTA Program Summary As Of May 31, 2011



	Corridor Name	Estimate Level	Total Estimate	NTTA Costs	Total Incurred	Reimbursements to NTTA to Date	Admin		Planning		Design		Construction		Tolling		Others (ROW acquisition, Utility relocation & Contingencies)		
							Estimate	Incurred to Date	Estimate	Incurred to Date	Estimate	Incurred to Date	Estimate	Incurred to Date	Estimate	Incurred to Date	Estimate	Incurred to Date	
Capital Improvements	Project Delivery		\$95,759,000	\$95,759,000	\$41,360,226			\$7,753,975		\$268,876		\$6,913,672		\$17,024,197		\$9,399,506			
NTTA System Construction Projects	DNT Phase 3	A	\$264,000,000	\$264,000,000	\$255,531,283		\$3,898,300	\$2,667,094		\$3,372,058	\$11,642,620	\$14,702,396	\$213,560,700	\$224,948,271	\$6,189,270	\$6,525,920	\$28,709,110	\$3,315,544	
	Lewisville Lake Toll Bridge	A	\$126,923,904	\$122,173,178	\$117,349,063	\$4,708,449	\$2,311,542	\$4,696,586	\$234,110	\$645,743	\$7,073,736	\$7,210,986	\$105,857,008	\$103,624,153	\$547,800	\$610,046	\$10,899,708	\$561,549	
	PGBT Eastern Extension	C	\$958,000,000	\$538,912,000	\$475,212,540	\$110,828,142	\$14,596,997	\$24,873,994	\$14,501,941	\$3,019,343	\$30,549,825	\$23,018,953	\$656,018,629	\$313,946,116	\$7,562,608	\$313,992	\$234,770,000	\$110,040,142	
	Sam Rayburn Tollway	E	\$638,810,700	\$638,810,700	\$546,826,521	\$4,539,316	\$13,510,118	\$23,145,542		\$9,660,440	\$43,968,075	\$40,733,920	\$438,010,110	\$444,462,454	\$20,405,414	\$9,412,525	\$122,916,983	\$19,411,640	
	DNT 4th Lane	E	\$86,050,174	\$86,050,174	\$155,529		\$1,995,163	\$16,954	\$1,596,131	\$138,575	\$6,384,522		\$72,091,901				\$3,982,457		
	DNT/PGBT Interchange & Ramp Modifications	E	\$100,098,708	\$100,098,708	\$432,485		\$2,261,514	\$365,407	\$1,809,211	\$67,078	\$7,236,844		\$68,921,576				\$19,869,563		
	PGBT Widening between I-35E and SH 78	A	\$78,343,976	\$78,343,976	\$3,696,313		\$3,360,743	\$1,183,615	\$956,145	\$201,544	\$4,780,727	\$2,299,991	\$62,728,936	\$11,163	\$722,604		\$5,794,821		
Special System Construction Projects	PGBT Western Extension (SH 161)	C	\$546,598,381	\$546,598,381	\$188,394,494		\$16,192,714	\$14,380,968	\$5,196,492	\$5,685,062	\$14,520,140	\$2,660,997	\$461,904,130	\$164,299,399	\$12,146,440	\$1,287,634	\$36,638,465	\$80,434	
	Chisholm Trail Parkway	A	\$1,434,143,856	\$901,239,670	\$143,571,487	\$33,133,853	\$39,281,226	\$22,702,480	\$11,607,659	\$11,791,291	\$57,222,507	\$39,226,187	\$891,831,879	\$23,596,104	\$11,144,870	\$18,204	\$423,055,715	\$46,237,221	
Corridors Under Study	DNT Phase 4A	F			\$3,099,519	\$14,120		\$1,882,855		\$1,126,031		\$90,633							
	DNT Phase 4B/5A	F			\$3,839,517			\$2,003,315		\$1,836,202									
	SH 170	F			\$3,683,652			\$2,574,648		\$1,058,776		\$50,228							
	SH 360	F			\$4,762,790			\$2,939,436		\$1,798,899		\$24,455							
	Trinity Parkway	E	\$1,788,839,702		\$31,488,888	\$24,938,408	\$46,201,732	\$6,706,400	\$30,801,154	\$921,629	\$123,204,618	\$23,737,903	\$1,171,143,705		\$10,841,476		\$406,647,017	\$122,956	
	SH 190/East Branch	F																	

Notes: The estimate at completion includes all currently committed contract values, as well as any pending contract values.

Pending contract values have not historically been included in the Monthly Corridor Program Status.

This report shows costs incurred against NTTA contracts.

Dollar values are rounded to the nearest even dollar, creating a potential for a \$1 discrepancy in summed numbers.

PGBT EE: TxDOT's portion of PGBT Eastern Extension is \$413,800,000. Contract 02067 with TxDOT includes a toll equity grant of \$160,270,000 to be used initially to discharge ROW and utility associated costs. The cities of Garland (02071), Rowlett (02072) and Sachse (02066) are participating in the \$160,270,000 toll equity grant with contributions to TxDOT for 10 percent of the ROW costs for acquisition within their respective city limits.

Chisholm Trail Parkway: Currently TxDOT's portion of the cost is \$154,311,718, ARRA funding provides \$116,646,469 and the City of Fort Worth's portion of the cost at this time is approximately \$56,475,999. NCTCOG through TxDOT is allocating \$205,470,000.

Trinity Parkway: The total project estimate listed at \$1,788,839,702 is based on Alternative 3c, which is one of the alternatives under consideration at this time. The Alternative 3c estimate has merely been included in this instance as a representative value for all the alternatives under consideration.

SH 190/East Branch: No monthly Corridor Program Status report provided at this time; under TxDOT development.

Legend

Information is not available

Italic: Updated total estimate and/or NTTA cost

Level F = Feasibility
Level E = Schematic
Level D = 30% Design
Level C = 60% Design
Level B = 90% Design
Level A = 100% or Engineer's Estimate

Administration = PMO and corridor management
Planning = Environmental, schematic, traffic and revenue services
Design = Final design services
Construction = Construction and construction management
Tolling Equipment = Electronic tolling and intelligent transportation system equipment
Other (ROW) = ROW and utility purchase and management



Capital Improvement Program Status As Of May 31, 2011

All-Electronic Toll Collection Conversion



Work Breakdown Structure			Estimate	Contract					Expenditures	Summary Report	
Description	Contract Number	Contractor/Consultant	Contract Award	Contract Changes	Committed Contract Value	Number of Contract Changes	Percent Change	Costs Incurred	Estimate At Completion	Status	Percent Incurred
All-ETC Program			\$12,619,000								
Program Management	02005-NTT-00-PS-AD : TO 602	HNTB Corporation	\$123,971		\$123,971			\$123,971	\$123,971	**	100.0%
Program Management	02005-NTT-00-PS-AD : TO 608	HNTB Corporation	\$32,709		\$32,709			\$32,709	\$32,709	**	100.0%
Administration & Support Services 2010	02005-NTT-00-PS-AD OP 01	HNTB Corporation	\$247,000		\$247,000			\$233,641	\$233,641	**	94.6%
Program Management	02005-NTT-00-PS-AD WA5 AD	HNTB Corporation	\$317,000	-\$63,200	\$253,800	1	-19.94%	\$253,800	\$253,800	*	100.0%
Program Management FY 2008	02005-NTT-00-PS-AD WA11 PM	HNTB Corporation	\$2,039,600	-\$536,552	\$1,503,048	1	-26.31%	\$1,503,048	\$1,503,048	**	100.0%
Program Management FY 2009	02005-NTT-00-PS-AD WA13 PM	HNTB Corporation	\$3,393,155	-\$1,590,400	\$1,802,755	2	-46.87%	\$1,802,755	\$1,802,755	**	100.0%
Program Management FY 2010	02005-NTT-00-PS-AD WA15 PM	HNTB Corporation	\$915,340	\$492,460	\$1,407,800	3	53.80%	\$1,349,044	\$1,349,044	**	95.8%
Program Management FY 2011	02005-NTT-00-PS-AD WA17:17-19 PM	HNTB Corporation	\$242,400		\$242,400	1		\$23,921	\$242,400	*	9.9%
Project Management	02058-NTT-00-PS-EN : TO 01	Atkins North America, Inc.	\$75,000		\$75,000			\$74,855	\$74,855	**	99.8%
Production Management FY 2008	02058-NTT-00-PS-EN : WA 08	Atkins North America, Inc.	\$33,401		\$33,401			\$33,401	\$33,401	**	100.0%
Production Management FY 2009	02058-NTT-00-PS-EN : WA 09 ETC	Atkins North America, Inc.	\$502,918	-\$399,536	\$103,382	2	-79.44%	\$102,688	\$102,688	**	99.3%
Production Management FY 2010	02058-NTT-00-PS-EN : WA10	Atkins North America, Inc.	\$90,500		\$90,500			\$68,901	\$68,901	**	76.1%
Project Management FY 2008	02360-NTT-00-PS-PM	Atkins North America, Inc.	\$241,233		\$241,233	1		\$179,973	\$179,973	*	74.6%
Project Management FY 2009	02624-NTT-00-PS-AD : WA 01	Atkins North America, Inc.	\$471,409	-\$68,319	\$403,090	1	-14.49%	\$349,767	\$349,767	**	86.8%
Project Management FY 2010	02624-NTT-00-PS-AD : WA 02	Atkins North America, Inc.	\$551,609		\$551,609			\$484,456	\$484,456	**	87.8%
Technical Support	DNT 544 : WA 2008-09 ETC	Wilbur Smith Associates	\$7,717		\$7,717			\$7,717	\$7,717	*	100.0%
Traffic & Revenue Support	DNT 544 : WA 2008-10	Wilbur Smith Associates	\$320,300		\$320,300			\$261,159	\$261,159	*	81.5%
SUBTOTAL			\$12,619,000	\$9,605,262	-\$2,165,547	\$7,439,715	13	\$6,885,806			
DNT Segments 1 thru 4 - MLG & Ramp ETC Conversion											
Project Management FY 2011	02005-NTT-00-PS-AD WA17:13-16 PM	HNTB Corporation	\$816,000		\$816,000			\$80,226	\$816,000		9.8%
Design			\$5,850,000								
Segment 1 Ramp	02107-DNT-01-PS-EN	Half Associates, Inc.	\$658,132	\$340,558	\$998,690	4	51.75%	\$948,690	\$998,690		95.0%
Segment 2 MLG	02294-DNT-02-PS-PM : TO 01	Lamb-Star Engineering	\$685,539	\$427,500	\$1,113,039	1	62.36%	\$1,113,039	\$1,113,039		100.0%
Segments 2 & 3 Ramps	02295-DNT-00-PS-PM : TO 02	Kimley-Horn Associates	\$800,481	\$584,717	\$1,385,198	2	73.05%	\$1,385,198	\$1,385,198		100.0%
Segment 3 MLG	02301-DNT-03-PS-PM	Michael Baker Jr., Inc.	\$497,246	\$351,642	\$848,888	2	70.72%	\$822,459	\$848,888		96.9%
Segment 4 MLG & Ramps	02296-DNT-04-PS-PM	Half Associates, Inc.	\$336,000	-\$100,000	\$236,000	2	-29.76%	\$183,980	\$236,000		78.0%
Construction			\$40,950,000								
Online Plan Room	02344-NTT-00-GS-PM	Thomas Reprographics	\$12,014		\$12,014			\$12,014	\$12,014		100.0%
DNT Segments 1 - 4 Utility Coordination Support	02671-NTT-00-PS-PM : WA 02	U.S. Right of Way Acquisition Company, Inc.	\$158,200	\$25,100	\$183,300	2	15.87%	\$127,614	\$183,300		69.6%
DNT Segment 1 Ramp Gantry Construction	02867-DNT-03-CN-PM	Gibson & Associates, Inc.	\$6,187,637	\$135,583	\$6,323,220	16	2.19%	\$1,774,006	\$6,323,220		28.1%
Segment 2 & MLG 3 Fabrication & Delivery of Steel	02861-DNT-00-CN-PM	AUI Contractors, LP	\$1,252,530		\$1,252,530			\$1,189,904	\$1,252,530		95.0%
Segment 2 & MLG 3 Construction	02868-DNT-00-CN-PM	Austin Bridge & Road, LP	\$12,273,061	\$556,021	\$12,829,082	8	4.53%	\$7,932,456	\$13,004,882		61.8%
Segment 2 & MLG 3 Construction Management	02843-DNT-00-PS-PM : WA 01	Kellogg Brown & Root, Inc.	\$957,800	\$12,000	\$969,800	1	1.25%	\$686,820	\$969,800		70.8%
DNT Construction Management Segments 1, 3, 4	02937-DNT-00-PS-PM TO 001	McDonough & Associates, Inc.	\$962,226		\$962,226			\$84,152	\$962,226		8.7%
DNT Segment 3 Ramp Gantry Construction	02866-DNT-03-CN-PM	Austin Bridge & Road	\$753,152	\$10,842	\$763,994	2	1.44%	\$224,463	\$766,025		29.4%
DNT Segment 4 Ramp Gantry Construction	02865-DNT-04-CN-PM	Rebcon, Inc.	\$2,789,215	\$23,205	\$2,812,420	2	0.83%	\$446,429	\$2,823,324		15.9%
DNT Fiber Optic Relocation	02857-DNT-00-CN-IT	Power Engineers, Inc.	\$1,198,995	\$82,767	\$1,281,762	1	6.90%	\$851,855	\$1,281,762		66.5%
Segment 2 & MLG 3 Electrical	03002-DNT-00-UR-PM	CoServ Electric	\$7,650		\$7,650			\$6,143	\$7,650		80.3%
Segment 2 & MLG 3 Gas	03004-DNT-00-UR-PM	Oncor Electric Delivery Company LLC	\$8,437	\$2,288	\$10,725	1	27.12%	\$6,725	\$10,725		62.7%
Miscellaneous Costs (Advertising)	Multiple Purchase Orders	Multiple Providers	\$25,223		\$25,223			\$25,223	\$25,223		100.0%
IT Equipment & Installation			\$4,500,000								
All-ETC Conversion Work: Access Control and CCTV	02105-NTT-00-CS-IT	Securenet, Inc.	\$99,001		\$99,001			\$74,588	\$99,001		75.3%
DNT Vehicle Enforcement System (VES) Intelligent Cameras	02786-NTT-00-GS-IT : TO 03	JAI, Inc.	\$1,160,867		\$1,160,867			\$1,160,867	\$1,160,867		100.0%
Segments 1 - 4 Uninterruptible Power Supplies	02902-NTT-00-GS-IT	Falcon Electric, Inc.	\$212,644		\$212,644			\$212,644	\$212,644		100.0%
Segments 1 - 4 Gantry Equipment Brackets & Racked Chassis Fabrication	02989-NTT-00-GS-IT	Hydro Fabrication, Inc.	\$55,126		\$55,126			\$55,126	\$55,126		100.0%
Segments 1 - 4 Cisco Network Equipment	02997-DNT-00-IL-IT	AT&T	\$202,610		\$202,610			\$202,610	\$202,610		100.0%
Segments 1 - 4 ETC Network Equipment	02998-DNT-00-IL-IT	Graybar Electric Co., Inc.	\$353,301		\$353,301			\$311,839	\$353,301		88.3%
Segments 1 - 4 ETC VTC Adapter Equipment	03009-NTT-00-GS-IT	Zalmen Reiss and Associates, Inc.	\$60,678		\$60,678			\$20,446	\$60,678		33.7%
Segments 1 - 4 PGBT AVI Readers	03031-NTT-00-GS-IT	Transcore Holdings, Inc.	\$1,037,500		\$1,037,500			\$1,037,500	\$1,037,500		100.0%
All-ETC Conversion Consulting	03139-NTT-00-IL-IT : TO 05	Go IT Services, Inc.	\$29,008		\$29,008			\$29,008	\$29,008		100.0%
Miscellaneous Costs (Equipment & Installation)	Multiple Purchase Orders	Multiple Providers	\$330,624		\$330,624			\$330,624	\$330,624		100.0%
SUBTOTAL			\$51,300,000	\$33,920,898	\$2,452,222	\$36,373,120	44	\$21,336,649			
Mountain Creek Lake Bridge - MLG ETC Conversion & Pavement Approach											
Design			\$180,000								
MLG Conversion and Pavement Approach	02023-NTT-00-PS-MA : WA 131	Jacobs Engineering Group, Inc.	\$96,010		\$96,010			\$66,856	\$96,010		69.6%
MLG Conversion	02294-DNT-02-PS-PM: TA 02	Lamb-Star Engineering	\$71,580	\$47,500	\$119,080	1	66.36%	\$118,670	\$119,080		99.7%
Construction			\$390,000								
Construction Management	02418-NTT-00-PS-PM WA 06	HDR Engineering, Inc.	\$20,466		\$20,466			\$19,214	\$20,466		93.9%
MCLB Construction & Modifications	02936-MCL-00-CN-MA	Gibson & Associates, Inc.	\$97,322		\$97,322			\$60,648	\$97,322		62.3%
IT Equipment & Installation			\$180,000								
Uninterruptible Power Supplies	02902-NTT-00-GS-IT	Falcon Electric, Inc.	\$7,574		\$7,574			\$7,574	\$7,574		100.0%
ETC Network Equipment	02998-DNT-00-IL-IT	Graybar Electric Co., Inc.	\$14,706		\$14,706			\$12,857	\$14,706		87.4%
ETC VTC Adapter Equipment	03009-NTT-00-GS-IT	Zalmen Reiss and Associates, Inc.	\$5,056		\$5,056			\$1,704	\$5,056		33.7%
Miscellaneous Costs (Advertising, Equipment & Installation)	Purchase Order	A.H. Belo Management Services	\$2,052		\$2,052			\$2,052	\$2,052		100.0%
SUBTOTAL			\$750,000	\$314,766	\$47,500	\$362,266	1	\$289,574			

(Continued on next page)

Note: The Estimate at Completion includes all currently committed contract values, as well as any pending contract values.

Monthly Project Delivery Report - July 2011

* Indicates contract is closed
** Indicates contract is inactive pending closure

Estimate At Completion for closed or inactive contracts is equal to the Costs Incurred 26



Capital Improvement Program Status As Of May 31, 2011

All-Electronic Toll Collection Conversion



Work Breakdown Structure			Estimate	Contract					Expenditures	Summary Report		
Description	Contract Number	Contractor/Consultant		Contract Award	Contract Changes	Committed Contract Value	Number of Contract Changes	Percent Change	Costs Incurred	Estimate At Completion	Status	Percent Incurred
Addison Airport Toll Tunnel - MLG ETC Conversion												
Design												
MLG Conversion	02295-DNT-00-PS-PM : TO 01	Kimley-Horn Associates	\$420,000	\$199,398	\$176,179	\$375,577	2	88.36%	\$368,194	\$375,577		98.0%
Construction												
AATT ETC Construction & Modifications	02863-AAT-00-CM-PM	Gibson & Associates, Inc.		\$221,572	\$2,903	\$224,475	2	1.31%	\$175,023	\$224,475		78.0%
Construction Management	02937-DNT-00-PS-PM : TO 02	McDonough & Associates, Inc.		\$21,912		\$21,912			\$6,826	\$21,912		31.2%
Miscellaneous Costs (Advertising, Reproduction)	Multiple Purchase Orders	Multiple Providers		\$4,741		\$4,741			\$4,741	\$4,741		100.0%
IT Equipment & Installation												
Uninterruptible Power Supplies	02902-NTT-00-GS-IT	Falcon Electric, Inc.		\$15,169		\$15,169			\$15,169	\$15,169		100.0%
Cisco Network Equipment	02997-DNT-00-IL-IT	AT&T		\$4,316		\$4,316			\$4,316	\$4,316		100.0%
ETC Network Equipment	02998-DNT-00-IL-IT	Graybar Electric Co., Inc.		\$29,452		\$29,452			\$25,749	\$29,452		87.4%
ETC VTC Adapter Equipment	03009-NTT-00-GS-IT	Zalmen Reiss and Associates, Inc.		\$2,528		\$2,528			\$852	\$2,528		33.7%
SUBTOTAL			\$750,000	\$499,088	\$179,082	\$678,169	4		\$600,870			
PGBT - MLG 6 to MLG 10 & Ramps ETC Conversion												
Design												
Rate Signage for Ramps	02023-NTT-00-PS-MA : WA 106	Jacobs Engineering Group, Inc.	\$1,400,000	\$82,284		\$82,284			\$65,787	\$65,787	*	80.0%
Rate Signage for Main Lane Gantries	02023-NTT-00-PS-MA : WA 108	Jacobs Engineering Group, Inc.		\$27,290		\$27,290			\$25,555	\$25,555	**	93.6%
Main Lane Gantries 6 - 10	02462-PGB-00-PS-PM	Othon, Inc.		\$500,000		\$500,000	1		\$499,991	\$499,991	**	100.0%
Ramps	02463-PGB-00-PS-PM	Lina T. Ramey		\$749,999		\$749,999	1		\$727,667	\$727,667	*	97.0%
Construction												
Sign Installation	02218-PGB-00-CN-MA : WO 05 CO 05	Highway Technologies, LP	\$8,030,000	\$252,552		\$252,552			\$252,552	\$252,552	*	100.0%
Phase 1 Construction	02607-PGB-00-CN-PM	Gibson & Associates, Inc.		\$2,780,492	\$58,162	\$2,838,654	9	2.09%	\$2,838,654	\$2,838,654	*	100.0%
Phase 1 Construction Management	02056-NTT-00-PS-EN : WA 64	Kellogg Brown & Root, Inc.		\$267,253	\$44,955	\$312,208	1	16.82%	\$292,920	\$292,920	**	93.8%
Online Plan Room	02344-NTT-00-GS-PM : TO 08	Thomas Reprographics		\$5,814		\$5,814			\$5,814	\$5,814		100.0%
IT Equipment & Installation												
All-ETC Conversion work: Access Control and CCTV	02105-NTT-00-CS-IT : WA 54	Securenet, Inc.	\$5,550,000	\$58,958	-\$21,091	\$37,867	2	-35.77%	\$37,867	\$37,867	*	100.0%
ETC Network Equipment - PGBT	02289-NTT-00-GS-IT : TO 01 CO203	AT&T		\$150,350		\$150,350			\$150,350	\$150,350		100.0%
PGBT Uninterruptible Power Supply	02458-SH121-00-GS-IT : TO 04	Falcon Electric, Inc.		\$55,224		\$55,224			\$55,224	\$55,224	*	100.0%
Uninterruptible Power Supply	02617-SH121-00-CS-IT	Falcon Electric, Inc.		\$197,047		\$197,047			\$197,047	\$197,047	*	100.0%
PGBT Vehicle Enforcement System (VES) Intelligent Cameras	02786-NTT-00-GS-IT : TO 04	JAI, Inc.		\$230,405		\$230,405			\$230,405	\$230,405		100.0%
Gantry Equipment Brackets & Racked Chassis Fabrication - PGBT	02989-NTT-00-GS-IT : TO 05	Hydro Fabrication, Inc.		\$44,848		\$44,848			\$44,848	\$44,848		100.0%
ETC Network Equipment - PGBT	02998-DNT-00-IL-IT	Graybar Electric Co., Inc.		\$32,541		\$32,541			\$32,541	\$32,541		100.0%
Teleconverters for Video Tolling Cameras	03007-NTT-00-GS-IT : TO 01	Zalmen Reiss and Associates, Inc.		\$36,274		\$36,274			\$36,274	\$36,274		100.0%
PGBT Miscellaneous Equipment & Installation	Multiple Purchase Orders	Transcore Holdings, Inc.		\$2,220,834		\$2,220,834			\$2,220,834	\$2,220,834		100.0%
Miscellaneous Costs (Equipment & Installation)	Multiple Purchase Orders	Multiple Providers		\$2,888,592		\$2,888,592			\$2,888,592	\$2,888,592		100.0%
SUBTOTAL			\$14,980,000	\$10,580,756	\$82,026	\$10,662,783	14		\$10,602,921			
TOTAL PROJECT DELIVERY COSTS			\$80,399,000	\$54,920,769	\$595,283	\$55,516,052	76		\$39,715,820			
All-ETC Backoffice System Support (Not Part of Project Delivery Budget)			\$12,201,000									
TOTAL NTTA PROJECT BUDGET			\$92,600,000									

Note: The Estimate at Completion includes all currently committed contract values, as well as any pending contract values.



Monthly Corridor Program Status As Of May 31, 2011

Dallas North Tollway Phase 3




Work Breakdown Structure			Estimate	Contract Actions				Expenditures		Summary Report		
Description	Contract Number	Contractor/Consultant	Level A	Contract Award	Contract Changes	Committed Contract Value	Number Of Contract Changes	Percent Change	Costs Incurred	Estimate At Completion	Status	Percent Incurred
Administration (includes Corridor Management and Legal)			\$3,898,300									
Construction Fund Progress Report	02005-NTT-00-PS-AD : TO 157	HNTB Corporation		\$66,937		\$66,937			\$66,937	\$66,937	**	100.0%
Project Management	02005-NTT-00-PS-AD : WA 04 EN	HNTB Corporation		\$30,190	-\$5,626	\$24,564	1	-18.64%	\$24,564	\$24,564	**	100.0%
PMO Project Management FY-2008	02005-NTT-00-PS-AD : WA 10-10 PM	HNTB Corporation		\$150,000	-\$2,887	\$147,113	1	-1.92%	\$147,113	\$147,113	**	100.0%
PMO Project Management FY-2009	02005-NTT-00-PS-AD : WA 12-10 PM	HNTB Corporation		\$779,950	-\$363,858	\$416,092	2	-46.65%	\$416,092	\$416,092	**	100.0%
PMO Project Management FY-2010	02005-NTT-00-PS-AD : WA 15-11 PM	HNTB Corporation		\$32,906	\$4,094	\$37,000	3	12.44%	\$34,904	\$34,904	**	94.3%
GEC Services	DNT-357 : WA 02	HNTB Corporation		\$59,508		\$59,508			\$58,114	\$58,114	*	97.7%
GEC Services	DNT-357 : WA 21	HNTB Corporation		\$1,795,584	\$307,818	\$2,103,402	4	17.14%	\$1,702,298	\$1,702,298	*	80.9%
Legal Services	DNT-525	Locke Lord Bissell & Liddell, LLP		\$190,831		\$190,831			\$190,831	\$190,831	**	100.0%
Miscellaneous Costs (Postage & Delivery, Public Event Expenses, Reproduction, etc.)	Multiple Contracts	Multiple Providers		\$26,241		\$26,241			\$26,241	\$26,241	**	100.0%
SUBTOTAL				\$3,132,147	-\$60,459	\$3,071,688	11		\$2,667,094			
Planning												
Frisco Traffic Analysis	02005-NTT-00-PS-AD : TO 143	HNTB Corporation		\$240		\$240			\$240	\$240	**	100.0%
DNT Phase 3 @ US 380 Interchange	02005-NTT-00-PS-AD : TO 148	HNTB Corporation		\$102,662		\$102,662			\$102,662	\$102,662	**	100.0%
Planning Services	02005-NTT-00-PS-AD : TO 163 DNT3	HNTB Corporation		\$42,655		\$42,655			\$42,655	\$42,655	**	100.0%
Socioeconomic Analysis	DNT-244 : WA 01-08	Wilbur Smith Associates, Inc.		\$44,827		\$44,827			\$44,827	\$44,827	*	100.0%
T&R Study Update	DNT-244 : WA 01-09	Wilbur Smith Associates, Inc.		\$109,673		\$109,673			\$109,673	\$109,673	*	100.0%
T&R Estimates	DNT-244 : WA 03-05	Wilbur Smith Associates, Inc.		\$332,200		\$332,200			\$332,200	\$332,200	*	100.0%
Toll Rate Review	DNT-244 : WA 04-05	Wilbur Smith Associates, Inc.		\$15,200		\$15,200			\$15,200	\$15,200	*	100.0%
Traffic Study of Ramping Options, Frisco Soccer Complex	DNT-244 : WA 05-03	Wilbur Smith Associates, Inc.		\$52,000		\$52,000			\$52,000	\$52,000	*	100.0%
Investment Grade Study	DNT-544 : WA 2005-07 DNT3	Wilbur Smith Associates, Inc.		\$401,300		\$401,300			\$401,300	\$401,300	**	100.0%
T&R Evaluation Update	DNT-544 : WA 2007-12	Wilbur Smith Associates, Inc.		\$140,000		\$140,000			\$135,769	\$135,769	**	97.0%
Miscellaneous Technical Support (on-call)	DNT-544 : WA 2007-21 DNT3	Wilbur Smith Associates, Inc.		\$22,000		\$22,000			\$21,597	\$21,597	**	98.2%
Miscellaneous Financing Costs	Multiple Contracts	Multiple Providers		\$2,116,977	\$70,050	\$2,187,027	1	3.31%	\$2,113,935	\$2,113,935	**	96.7%
SUBTOTAL				\$3,379,734	\$70,050	\$3,449,784	1		\$3,372,058			
Design			\$11,642,620									
Shop Drawing Review	02005-NTT-00-PS-AD : TO 149	HNTB Corporation		\$1,324,171		\$1,324,171			\$1,324,171	\$1,324,171	**	100.0%
Bid Phase Services	02005-NTT-00-PS-AD : TO 150	HNTB Corporation		\$146,919		\$146,919			\$146,919	\$146,919	**	100.0%
Ramp Analysis at Main Street	02005-NTT-00-PS-AD : TO 156	HNTB Corporation		\$7,998		\$7,998			\$7,998	\$7,998	**	100.0%
Segments A & D, Landscape PS&E	02005-NTT-00-PS-AD : WA 05 MA	HNTB Corporation		\$821,899	\$75,673	\$897,572	3	9.21%	\$897,572	\$897,572	**	100.0%
Map Existing Utilities from AS-Bulls	DNT-454 : TO 03	Half Associates, Inc.		\$9,224		\$9,224			\$9,224	\$9,224	*	100.0%
Section XI-S PS&E	DNT-457	Chiang, Patel & Yerby, Inc.		\$1,802,200		\$1,802,200			\$1,855,312	\$1,855,312	*	102.9%
Section XI-N PS&E	DNT-459	PB Americas, Inc.		\$2,245,542	\$191,505	\$2,437,047	5	8.53%	\$2,437,047	\$2,437,047	*	100.0%
Section XII-S PS&E	DNT-460	Half Associates, Inc.		\$2,300,000		\$2,300,000			\$2,332,710	\$2,332,710	*	101.4%
Section XII-N PS&E	DNT-461	Jacobs Engineering Group, Inc.		\$3,010,994	\$778,805	\$3,789,799	5	25.87%	\$3,789,799	\$3,789,799	*	100.0%
Architectural Services, MLG-4 & Ramp Plazas	DNT-477	Murphy/Jahn, Inc.		\$1,532,400	\$386,412	\$1,918,812	6	25.22%	\$1,901,241	\$1,901,241	**	99.1%
Miscellaneous Costs (Travel Expenses, etc.)	Multiple Contracts	Multiple Providers		\$403		\$403			\$403	\$403	**	100.0%
SUBTOTAL				\$13,201,750	\$1,432,395	\$14,634,145	19		\$14,702,396			
Construction (includes Construction Management)			\$213,560,700									
Toll Booth Procurement	02001-DNT-00-CN-EN : TO 01	Rebcon, Inc.		\$3,533,883		\$3,533,883			\$3,533,883	\$3,533,883	**	100.0%
Toll Booth Construction Administration	02005-NTT-00-PS-AD : TO 162	HNTB Corporation		\$15,391		\$15,391			\$15,391	\$15,391	**	100.0%
Construction of MLG-4 & Ramp Toll Plaza Gantries	02045-DNT-00-CN-EN	AUI Contractors, LP		\$25,200,000	-\$1,575,984	\$23,624,016	26	-6.25%	\$23,617,532	\$23,617,532	**	100.0%
Construction Management-Aesthetics Testing/Cure Removal/Transition Wall	02056-NTT-00-PS-EN : TO 13	Kellogg Brown & Root Services, Inc.		\$5,990		\$5,990			\$5,990	\$5,990	*	100.0%
Construction Management-Video Tape Pipelines	02056-NTT-00-PS-EN : TO 18	Kellogg Brown & Root Services, Inc.		\$14,792		\$14,792			\$14,792	\$14,792	**	100.0%
Construction Management-Sandblasting	02056-NTT-00-PS-EN : TO 20	Kellogg Brown & Root Services, Inc.		\$25,982		\$25,982			\$25,982	\$25,982	*	100.0%
Construction Management-MLG 4 Stair Tower Reconfiguration	02056-NTT-00-PS-EN : TO 26	Kellogg Brown & Root Services, Inc.		\$52,772		\$52,772			\$52,751	\$52,751	**	100.0%
Construction Management	02056-NTT-00-PS-EN : WA 01	Kellogg Brown & Root Services, Inc.		\$6,935,630	\$1,532,145	\$8,467,775	2	22.09%	\$8,467,762	\$8,467,762	**	100.0%
Construction Management-Toll Booth Procurement	02056-NTT-00-PS-EN : WA 14-01	Kellogg Brown & Root Services, Inc.		\$72,164	-\$61,091	\$11,073	1	-84.66%	\$11,073	\$11,073	**	100.0%
Construction Management, FOC & Electrical Infrastructure	02056-NTT-00-PS-EN : WA 31	Kellogg Brown & Root Services, Inc.		\$120,277	-\$22,147	\$98,130	1	-18.41%	\$98,130	\$98,130	**	100.0%
Claim Negotiations	02056-NTT-00-PS-EN : TO 27	Kellogg Brown & Root Services, Inc.		\$85,000		\$85,000			\$84,051	\$84,051	**	98.9%
Inspection Services	02058-NTT-00-PS-EN : TO 8010	Atkins North America, Inc.		\$109,608		\$109,608			\$109,608	\$109,608	**	100.0%
Landscaping Construction Management Services	02058-NTT-00-PS-EN : WA 06	Atkins North America, Inc.		\$587,426	-\$10,324	\$577,102	1	-1.76%	\$564,773	\$577,102	**	97.9%
High-Definition Surveying (HDS) to Monitor Retaining Wall	02058-NTT-00-PS-EN : WA 07	Atkins North America, Inc.		\$16,000		\$16,000			\$16,000	\$16,000	**	100.0%
Landscaping of Segments A & D	02091-DNT-00-CN-MA	Valleycrest Landscape Development, Inc.		\$3,857,947	-\$30,648	\$3,827,299	7	-0.79%	\$3,275,276	\$3,827,299	*	85.6%
Material Inspection and Testing Services	02166-NTT-00-IL-EN	TxDOT Fund		\$85,689		\$85,689			\$85,689	\$85,689	**	100.0%
MSE Wall Forensic Services	02406-DNT-04-PS-PM	Kleinfelder Central, Inc.		\$30,000		\$30,000			\$29,989	\$29,989	**	100.0%
MSE Wall Forensic Testing	02510-NTT-00-PS-PM : TO 2510-03	Kleinfelder Central, Inc.		\$73,303		\$73,303			\$73,303	\$73,303	*	100.0%
MSE Wall Independent Design Check	02516-NTT-00-PS-PM : TO 02	Kleinfelder Central, Inc.		\$60,089		\$60,089			\$60,089	\$60,089	*	100.0%
MSE Wall Independent Design Check	02547-NTT-00-PS-PM : TO 03	Terracon Consultants, Inc.		\$22,487		\$22,487			\$22,483	\$22,483	*	100.0%
Material & Soil Testing	02548-NTT-00-PS-PM	HVJ Associates, Inc.		\$90,000		\$90,000			\$88,240	\$88,240	*	98.0%
MSE Wall Assessment for DNT 463-464-466	02557-NTT-00-PS-PM : WA 02-01	Kleinfelder Central, Inc.		\$96,484	-\$74,096	\$22,388	2	-76.80%	\$22,388	\$22,388	**	100.0%
MSE Wall Blue Ribbon Panel	02564-NTT-00-PS-PM	Ryan Berg Engineering & Design, Inc.		\$50,000		\$50,000			\$41,634	\$41,634	*	83.3%
Additional Services for Blue Ribbon Panel Tasks	02589-NTT-00-PS-PM : WA 02-01	Atkins North America, Inc.		\$41,617	-\$9,546	\$32,071	3	-22.94%	\$32,071	\$32,071	**	100.0%
Material and Laboratory Tests and Inspection Services	DNT-243 : TO 01	TxDOT Fund		\$557,530		\$557,530			\$557,530	\$557,530	*	100.0%
Construction Management	DNT-286 : TO 01	Kellogg Brown & Root Services, Inc.		\$4,204,125		\$4,204,125			\$4,204,125	\$4,204,125	*	100.0%
Section XI-S Construction	DNT-463	Archer-Western Contractors, Ltd.		\$29,997,313	\$1,260,702	\$31,258,015	49	4.20%	\$30,883,722	\$30,883,722	*	98.8%
Sections XI-N & XII-S Construction	DNT-464	Zachry Construction Co.		\$83,973,001	\$12,120,446	\$96,093,446	68	14.43%	\$94,770,831	\$94,770,831	**	98.6%
Section XII-N Construction	DNT-466	Mario Sinacola & Sons Excavating, Inc.		\$50,232,126	\$2,962,195	\$53,194,321	31	5.90%	\$52,417,466	\$52,417,466	**	98.5%
Construction Material Testing	DNT-537	Fugro Consultants, LP		\$2,357,340	-\$697,833	\$1,659,507	4	-29.60%	\$1,659,507	\$1,659,507	**	100.0%
MLG-4 Signage	Purchase Order	Environmental Signage Solutions, Inc.		\$1,303		\$1,303			\$1,303	\$1,303	*	100.0%
Miscellaneous Costs (Advertising, Reproduction, etc.)	Multiple Contracts	Multiple Providers		\$104,907		\$104,907			\$104,907	\$104,907	**	100.0%
SUBTOTAL				\$212,610,176	\$15,393,819	\$228,003,994	195		\$224,948,271			
ITS and Toll Gantry Equipment			\$6,189,270									
Installation of FOC & Electric Infrastructure to All ITS Locations	02205-DNT-04-CN-IT	AT&T		\$1,773,386	\$441,506	\$2,214,892	11	24.90%	\$2,099,298	\$2,099,298	*	94.8%
Sony Network Cameras	02235-DNT-03-GS-IT	North American Video, Inc.		\$70,730		\$70,730			\$70,730	\$70,730	*	100.0%
Fiber Optic Installation	02289-NTT-00-GS-IT : TO 04	AT&T		\$11,134		\$11,134			\$11,134	\$11,134	*	100.0%
Uninterruptible Power Supplies	02458-SH121-00-GS-IT : TO 01	Falcon Electric, Inc.		\$42,952		\$42,952			\$42,952	\$42,952	*	100.0%
ITS Servers & Equipment Enclosures	02910-NTT-00-GS-IT : TO 01	Graybar Electric Co., Inc.		\$2,449		\$2,449			\$2,449	\$2,449	*	100.0%
Idris Licenses	CIF-143 : TO 05	Information Methods, Inc.		\$100,962		\$100,962			\$100,962	\$100,962	*	100.0%
FOC System Maintenance Service	CIF-236 : TO 02	AT&T		\$286,598		\$286,598			\$286,598	\$286,598	*	100.0%
ITS Hardware and Software	Multiple Purchase Orders	Multiple Providers		\$3,919,889	-\$8,092	\$3,911,797	2	-0.21%	\$3,911,797	\$3,911,797	*	100.0%
SUBTOTAL				\$6,208,100	\$433,414	\$6,641,514	13		\$6,525,920			
Others (ROW, Utilities, etc.)			\$8,119,000									
ROW Acquisition & Associated Costs	Multiple Contracts/Purchase Orders	Multiple Providers		\$616,812		\$616,812			\$616,812	\$616,812	*	100.0%
Utility Adjustments	Multiple Contracts	Multiple Providers		\$2,451,232		\$2,451,232			\$2,451,232	\$2,451,232	*	100.0%
Environmental Mitigation	02036-DNT-04-GS-EN	Trinity River Mitigation Bank, LP		\$247,500		\$247,500			\$247,500	\$247,500	*	100.0%



Monthly Corridor Program Status As Of May 31, 2011

Lewisville Lake Toll Bridge



Work Breakdown Structure			Estimate	Contract Actions					Expenditures	Summary Report		
Description	Contract Number	Contractor/Consultant	Level A	Contract Award	Contract Changes	Committed Contract Value	Number Of Contract Changes	Percent Change	Costs Incurred	Estimate At Completion	Status	Percent Incurred
Administration (includes Corridor Management and Legal)			\$2,311,542									
GEC Services	02005-NTT-00-PS-AD : WA 05 EN	HNTB Corporation		\$516,764	\$502,496	\$1,019,260	5	97.24%	\$1,019,250	\$1,019,250	**	100.0%
PMO Project Management	02005-NTT-00-PS-AD : WA 09 PM	HNTB Corporation		\$111,200	-\$23,638	\$87,562	2	-21.26%	\$87,562	\$87,562	**	100.0%
PMO Project Management FY-2008	02005-NTT-00-PS-AD : WA 10-09 PM	HNTB Corporation		\$1,104,795	-\$199	\$1,104,596	1	-0.02%	\$1,104,596	\$1,104,596	**	100.0%
PMO Project Management FY-2009	02005-NTT-00-PS-AD : WA 12-09 PM	HNTB Corporation		\$898,356	\$80,665	\$979,021	2	8.98%	\$979,021	\$979,021	**	100.0%
PMO Project Management FY-2010	02005-NTT-00-PS-AD : WA 15-03 PM	HNTB Corporation		\$57,454	\$62,546	\$120,000	3	108.86%	\$118,865	\$118,865	**	99.1%
PMO Project Management FY-2011	02005-NTT-00-PS-AD : WA 17-03 PM	HNTB Corporation		\$108,000		\$108,000	1		\$8,997	\$108,000	**	8.3%
Production Management Services	02058-NTT-00-PS-EN : WA 04 LLB	Atkins North America, Inc.		\$7,281		\$7,281	1		\$7,281	\$7,281	**	100.0%
Production Management Services	02058-NTT-00-PS-EN : WA 08 LLB	Atkins North America, Inc.		\$85,151		\$85,151			\$85,151	\$85,151	**	100.0%
GEC Services	DNT-357 : WA 01	HNTB Corporation		\$155,805		\$155,805			\$91,833	\$91,833	*	58.9%
GEC Services	DNT-357 : WA 05	HNTB Corporation		\$1,505,071	-\$411,600	\$1,093,472	3	-27.35%	\$1,093,472	\$1,093,472	*	100.0%
Legal Services	DNT-525	Locke Lord Bissell & Liddell, LLP		\$62,182		\$62,182			\$62,182	\$62,182	*	100.0%
Miscellaneous Costs (Advertising, Postage & Delivery, Public Event Expense, etc.)	Multiple Contracts/Purchase Orders	Multiple Providers		\$38,376		\$38,376			\$38,376	\$38,376	*	100.0%
SUBTOTAL				\$4,650,435	\$210,270	\$4,860,706	18		\$4,696,586			
Planning			\$234,110									
Planning Services	02005-NTT-00-PS-AD : TO 163 LLB	HNTB Corporation		\$43,111		\$43,111			\$43,111	\$43,111	**	100.0%
3D Presentation Update	02005-NTT-00-PS-AD : TO 264	HNTB Corporation		\$32,407		\$32,407			\$32,407	\$32,407	**	100.0%
Sketch Level Analysis	DNT-244 : WA 04-01	Wilbur Smith Associates, Inc.		\$7,000		\$7,000			\$7,000	\$7,000	*	100.0%
Environmental Assessment Support	DNT-454 : TO 04	Half Associates, Inc.		\$54,542		\$54,542			\$54,542	\$54,542	*	100.0%
Investment Grade T&R Study	DNT-544 : WA 2005-03	Wilbur Smith Associates, Inc.		\$394,520	\$54,000	\$448,520	1	13.69%	\$421,869	\$421,869	**	94.1%
Miscellaneous Technical Support (on-call)	DNT-544 : WA 2007-21 LLB	Wilbur Smith Associates, Inc.		\$9,000		\$9,000			\$8,782	\$8,782	**	97.6%
Miscellaneous Financing Costs	Multiple Contracts/Purchase Orders	Multiple Providers		\$316,063		\$316,063			\$78,032	\$199,750	*	24.7%
SUBTOTAL				\$856,643	\$54,000	\$910,643	1		\$645,743			
Design			\$7,073,736									
Aesthetics	02005-NTT-00-PS-AD : TO 144	HNTB Corporation		\$57,829		\$57,829			\$57,829	\$57,829	**	100.0%
Landscape On-Call Support	02005-NTT-00-PS-AD : TO 321	HNTB Corporation		\$8,525		\$8,525			\$8,525	\$8,525	**	100.0%
Landscape Design	02005-NTT-00-PS-AD : WA 17 MA	HNTB Corporation		\$19,662		\$19,662	1		\$19,662	\$19,662	**	100.0%
Sections 4-6 PS&E	02031-LLB-00-PS-EN	Bridgefarmer & Associates, Inc.		\$1,500,000	\$155,337	\$1,655,337	2	10.36%	\$1,655,337	\$1,655,337	**	100.0%
Section 2 Toll Plaza Design	02069-LLB-00-PS-EN	Half Associates, Inc.		\$548,032	\$7,400	\$555,432	2	1.35%	\$555,432	\$555,432	*	100.0%
Section 1 PS&E	DNT-429	Binkey & Barfield, Inc.		\$472,257	\$114,860	\$587,117	7	24.32%	\$587,117	\$587,117	*	100.0%
Section 3 PS&E	DNT-430	Dannenbaum Engineering Co.		\$713,645	\$168,345	\$881,990	9	23.59%	\$881,990	\$881,990	*	100.0%
Section 2 PS&E	DNT-503	Aecom USA, Inc.		\$1,677,215	\$1,768,404	\$3,445,619	15	105.44%	\$3,441,152	\$3,441,152	*	99.9%
Miscellaneous Costs (Advertising, Reproduction, etc.)	Multiple Purchase Orders	Multiple Providers		\$3,942		\$3,942			\$3,942	\$3,942	*	100.0%
SUBTOTAL				\$5,001,107	\$2,214,346	\$7,215,453	36		\$7,210,986			
Construction (includes Construction Management)			\$105,857,008									
Toll Booth Procurement	02001-DNT-00-CN-EN : TO 02	Rebcon, Inc.		\$420,286		\$420,286			\$243,077	\$243,077	**	57.8%
Construction Support Services	02005-NTT-00-PS-AD : TO 164	HNTB Corporation		\$19,983		\$19,983			\$19,983	\$19,983	**	100.0%
Section 2 Construction	02030-LLB-00-CN-EN	Jensen Construction Co.		\$92,949,892	\$5,112,437	\$98,062,329	48	5.50%	\$96,346,277	\$96,792,329	**	98.3%
Construction Management-Toll Booth Procurement	02056-NTT-00-PS-EN : WA 14-02	Kellogg Brown & Root Services, Inc.		\$10,103	-\$8,745	\$1,358	1	-86.56%	\$1,358	\$1,358	**	100.0%
Construction Management & Materials Testing	02058-NTT-00-PS-EN : WA 01	Atkins North America, Inc.		\$5,923,878	\$54,769	\$5,978,647	3	0.92%	\$5,975,502	\$5,978,647	**	99.9%
Material Inspection and Testing Services	02166-NTT-00-IL-EN	TxDOT Fund		\$101,321		\$101,321			\$101,321	\$101,321	**	100.0%
Online Plan Room Services	02344-NTT-00-GS-PM : TO 11	Thomas Reprographics, Inc.		\$134		\$134			\$134	\$134	*	100.0%
MSE Wall Independent Design Check	02547-NTT-00-PS-PM : TO 04	Terracon Consultants, Inc.		\$1,545		\$1,545			\$1,545	\$1,545	*	100.0%
MSE Wall & Bridge Foundation Assessments	02589-NTT-00-PS-PM : WA 02-02	Atkins North America, Inc.		\$66,109	-\$28,801	\$37,308	3	-43.57%	\$37,308	\$37,308	**	100.0%
Electric Facilities Extension at 4150-B W. Eldorado Pkwy	02701-LLB-02-GS-PM	Oncor Electric Delivery Co.		\$46,217		\$46,217			\$46,217	\$46,217	*	100.0%
Construction of Adjacent Roadway Improvements	02738-LLB-00-IL-PM	Town of Little Elm		\$601,700		\$601,700			\$601,700	\$601,700	*	100.0%
Landscaping & Irrigation Improvements	02792-LLB-00-CN-MA	Superscapes Landscapes, Inc.		\$66,600		\$66,600			\$60,311	\$66,600	*	90.6%
Pre-construction Activities	DNT-520 : WA 03 LLB	Atkins North America, Inc.		\$180,172		\$180,172			\$180,163	\$180,163	**	100.0%
Miscellaneous Costs (Advertising, Reproduction, etc.)	Multiple Purchase Orders	Multiple Providers		\$9,257		\$9,257			\$9,257	\$9,257	*	100.0%
SUBTOTAL				\$100,397,197	\$5,129,660	\$105,526,857	55		\$103,624,153			
ITS and Toll Gantry Equipment			\$547,800									
ITS Hardware and Software	Multiple Purchase Orders	Multiple Providers		\$289,805		\$289,805			\$289,805	\$289,805	*	100.0%
Procurement & Installation of ITS Equipment & Software	02105-NTT-00-CS-IT : WA 57	Securenet, Inc.		\$83,519	\$4,600	\$88,119	1	5.51%	\$88,119	\$88,119	*	100.0%
IT Building C.CTV/Access Control	02105-NTT-00-CS-IT : WA 58	Securenet, Inc.		\$9,150		\$9,150			\$9,150	\$9,150	*	100.0%
MLG Surveillance PTZ Cameras	02105-NTT-00-CS-IT : WA 59	Securenet, Inc.		\$6,515		\$6,515			\$6,515	\$6,515	*	100.0%
Fiber Optic Cable	02289-NTT-00-GS-IT : TO 03	AT&T		\$2,840		\$2,840			\$2,840	\$2,840	*	100.0%
Fiber Optic Cable Installation	02437-LLB-02-CN-IT	Mastec North America, Inc.		\$154,029		\$154,029			\$144,842	\$144,842	*	94.0%
CCTV Cameras, AXIS Network Cameras	02733-NTT-00-GS-IT : TO 02	Southern Computer Warehouse		\$28,791		\$28,791			\$28,791	\$28,791	*	100.0%
ITS Servers & Equipment Enclosures	02910-NTT-00-GS-IT : TO 02	Graybar Electric Co., Inc.		\$11,475		\$11,475			\$11,475	\$11,475	*	100.0%
Installation of Loops, Brackets, AVI & VES Cameras	DNT-483 : TO 02	Transcore Holdings, Inc.		\$28,509		\$28,509			\$28,509	\$28,509	*	100.0%
SUBTOTAL				\$614,633	\$4,600	\$619,233	1		\$610,046			
Others (ROW, Utilities, etc.)			\$995,719									
Utility Adjustments	02217-LLB-00-UR-EN	Oncor Electric Delivery Co.		\$30,744	\$79,822	\$110,566	2	259.63%	\$110,566	\$110,566	*	100.0%
Sections 1 and 3 ROW Coordination	DNT-520 : WA 01	Atkins North America, Inc.		\$417,000		\$417,000			\$417,000	\$417,000	**	100.0%
Sections 1 and 3 Utility Relocation Coordination	DNT-520 : WA 02	Atkins North America, Inc.		\$34,000		\$34,000			\$33,983	\$33,983	**	100.0%
SUBTOTAL				\$481,744	\$79,822	\$561,566	2		\$561,549			
Construction Contingency				\$9,903,989								
TOTAL				\$126,923,904	\$112,001,759	\$119,694,458	113		\$117,349,063			
Reimbursements to NITA			\$4,750,726									
GEC Services, HNTB	FSF-75 : TO 01	Denton County		\$921,605		\$921,605			\$874,008	\$874,008	**	
ROW Coordination, PBS&J	FSF-75 : TO 02	Denton County		\$417,000		\$417,000			\$417,000	\$417,000	**	
Design Services, Bridgefarmer	FSF-75 : TO 03	Denton County		\$1,650,000		\$1,650,000			\$1,655,337	\$1,655,337	**	
Design Services, B&B and Dannenbaum	FSF-75 : TO 04	Denton County		\$1,427,271		\$1,427,271			\$1,427,271	\$1,427,271	**	
Utility Coordination, PBS&J	FSF-75 : TO 05	Denton County		\$34,000		\$34,000			\$33,983	\$33,983	**	
Adjacent Roadway Improvements	FSF-75 : TO 06	Denton County		\$300,850		\$300,850			\$300,850	\$300,850	**	
SUBTOTAL				\$4,750,726		\$4,750,726			\$4,708,449			
TOTAL NITA COSTS				\$122,173,178	\$107,251,033	\$114,943,732	113		\$112,640,614			

Note: The Estimate at Completion includes all currently committed contract values, as well as any pending contract values.



Monthly Corridor Program Status As Of May 31, 2011

President George Bush Turnpike Eastern Extension



Work Breakdown Structure			Estimate	Contract Actions					Expenditures	Summary Report		
Description	Contract Number	Contractor/Consultant	Level C	Contract Award	Contract Changes	Committed Contract Value	Number Of Contract Changes	Percent Change	Costs Incurred	Estimate At Completion	Status	Percent Incurred
Administration (includes Corridor Management and Legal)			\$14,596,997									
GEC Services	02005-NTT-00-PS-AD : TO 104	HNTB Corporation		\$871,533		\$871,533			\$871,533	\$871,533	**	100.0%
GEC Services	02005-NTT-00-PS-AD : WA 01 AD	HNTB Corporation		\$292,000	-\$200,280	\$91,720	1	-68.59%	\$91,720	\$91,720	**	100.0%
Design Management	02005-NTT-00-PS-AD : WA 01 EN	HNTB Corporation		\$3,240,564	-\$52,641	\$3,187,923	3	-1.62%	\$3,168,374	\$3,168,374	**	99.4%
PMO Project Management	02005-NTT-00-PS-AD : WA 06 PM	HNTB Corporation		\$375,900	-\$13,085	\$362,815	2	-3.48%	\$362,815	\$362,815	**	100.0%
PMO Project Management FY-2008	02005-NTT-00-PS-AD : WA 10-06 PM	HNTB Corporation		\$2,960,000	-\$900	\$2,959,100	1	-0.03%	\$2,959,100	\$2,959,100	**	100.0%
PMO Project Management FY-2009	02005-NTT-00-PS-AD : WA 12-06 PM	HNTB Corporation		\$3,759,068	\$122,432	\$3,881,500	2	3.26%	\$3,881,500	\$3,881,500	**	100.0%
PMO Project Management FY-2010	02005-NTT-00-PS-AD : WA 15-04 PM	HNTB Corporation		\$2,421,908	\$1,158,091	\$3,580,000	3	47.82%	\$3,578,208	\$3,578,208	**	99.9%
PMO Project Management FY-2011	02005-NTT-00-PS-AD : WA 17-04 PM	HNTB Corporation		\$3,204,000		\$3,204,000	1		\$459,896	\$3,204,000		14.4%
Production Management Services	02058-NTT-00-PS-EN : WA 04 EE	Atkins North America, Inc.		\$205,800	-\$1,496	\$204,304	1	-0.73%	\$204,304	\$204,304	**	100.0%
Production Management Services FY-2009	02058-NTT-00-PS-EN : WA 09 EE	Atkins North America, Inc.		\$161,974	-\$122,562	\$39,412	3	-75.67%	\$39,412	\$39,412	**	100.0%
Production Management Services FY-2010	02058-NTT-00-PS-EN : WA 10 EE	Atkins North America, Inc.		\$20,400	-\$5,297	\$15,103	1	-25.97%	\$15,103	\$15,103	**	100.0%
EPDS Support Consulting Services	03139-NTT-00-IL-IT : TO 01 A	Go IT Services, Inc.		\$45,534		\$45,534			\$45,534	\$45,534		100.0%
Legal Services	DNT-525	Locke Lord Bissell & Liddell, LLP		\$9,175,928		\$9,175,928			\$9,175,928	\$9,175,928		100.0%
Miscellaneous Costs (Postage & Delivery, Public Event Expenses, etc.)	Multiple Purchase Orders	Multiple Providers		\$20,567		\$20,567			\$20,567	\$20,567		100.0%
SUBTOTAL				\$26,755,176	\$884,262	\$27,639,439	18		\$24,873,994			
Planning			\$14,501,941									
T&R Estimates	DNT-244 : WA 04-02	Wilbur Smith Associates, Inc.		\$110,700	\$8,000	\$118,700	1	7.23%	\$118,700	\$118,700	*	100.0%
Investment Grade Study	DNT-544 : WA 2005-07 EE	Wilbur Smith Associates, Inc.		\$228,700	\$228,700	\$228,700	3		\$226,477	\$226,477	*	99.0%
Turning Movements Estimation	DNT-544 : WA 2005-09	Wilbur Smith Associates, Inc.		\$32,000		\$32,000			\$24,442	\$24,442	**	76.4%
Network Coding	DNT-544 : WA 2007-03 Pt 1	Wilbur Smith Associates, Inc.		\$5,000		\$5,000			\$4,871	\$4,871	**	97.4%
Traffic Projections	DNT-544 : WA 2007-05	Wilbur Smith Associates, Inc.		\$30,000		\$30,000			\$28,827	\$28,827	**	96.1%
T&R Evaluation Update	DNT-544 : WA 2007-15	Wilbur Smith Associates, Inc.		\$176,000	\$60,000	\$236,000	1	34.09%	\$217,552	\$217,552	*	92.2%
Miscellaneous Technical Support (on-call)	DNT-544 : WA 2007-21 EE	Wilbur Smith Associates, Inc.		\$8,000		\$8,000			\$7,115	\$7,115	**	88.9%
Schematic/EIS	FSF-73	Jacobs Engineering Group, Inc.		\$2,732,930	\$232,471	\$2,965,401	3	8.51%	\$1,976,062	\$1,976,062	*	66.6%
Miscellaneous Costs (Advertising, etc.)	Multiple Purchase Orders	Multiple Providers		\$1,048		\$1,048			\$1,048	\$1,048		100.0%
Miscellaneous Financing Costs	Multiple Purchase Orders	Multiple Providers		\$1,080,097	\$30,600	\$1,110,697	2	2.83%	\$414,249	\$1,014,460		37.3%
SUBTOTAL				\$4,175,775	\$559,771	\$4,735,546	10		\$3,019,343			
Design			\$30,549,825									
PGBT Frontage Box	02005-NTT-00-PS-AD : TO 147	HNTB Corporation		\$906		\$906			\$906	\$906	**	100.0%
Landscape On-Call Support	02005-NTT-00-PS-AD : TO 323	HNTB Corporation		\$2,668		\$2,668			\$2,668	\$2,668	**	100.0%
Pavement Design Services	02005-NTT-00-PS-AD : WA 10 EN	HNTB Corporation		\$208,000	-\$78,780	\$129,220	2	-37.88%	\$129,220	\$129,220	**	100.0%
Landscape Design Services	02005-NTT-00-PS-AD : WA 11 MA	HNTB Corporation		\$575,000	\$89,300	\$664,300	1	15.53%	\$602,541	\$602,541	**	90.7%
Section 28 PS&E	02006-PGB-06-PS-EN	Jacobs Engineering Group, Inc.		\$2,792,485	\$1,868,515	\$4,661,000	4	66.91%	\$4,036,830	\$4,661,000		86.6%
Section 29 PS&E	02008-PGB-06-PS-EN	Hall Associates, Inc.		\$2,080,000	\$1,163,800	\$3,243,800	4	55.95%	\$2,853,870	\$3,243,800		88.0%
Section 30 PS&E	02010-PGB-06-PS-EN	PB Americas, Inc.		\$3,011,436	\$3,207,093	\$6,218,529	5	106.50%	\$6,084,053	\$6,218,529		97.8%
Section 31 PS&E	02012-PGB-06-PS-EN	Atkins North America, Inc.		\$1,798,557	\$1,220,059	\$3,018,617	4	67.84%	\$2,890,328	\$3,018,617		95.8%
Precast MSE Wall Procurement	02023-NTT-00-PS-MA : TO 36	Jacobs Engineering Group, Inc.		\$19,000		\$19,000			\$18,772	\$18,772	*	98.8%
Precast Procurement	02023-NTT-00-PS-MA : WA 77	Jacobs Engineering Group, Inc.		\$112,200	\$66,000	\$178,200	1	58.82%	\$177,534	\$177,534	*	99.6%
Section 30 MSE Wall Design	02023-NTT-00-PS-MA : WA 93	Jacobs Engineering Group, Inc.		\$99,367		\$99,367			\$99,367	\$99,367	*	100.0%
Section 30 MSE Wall Design	02023-NTT-00-PS-MA : WA 98	Jacobs Engineering Group, Inc.		\$269,519	\$301,052	\$570,571	3	111.70%	\$570,556	\$570,556	*	100.0%
Design Review	02056-NTT-00-PS-EN : WA 49	Kellogg Brown & Root Services, Inc.		\$164,519	-\$32,116	\$132,403	1	-19.52%	\$132,403	\$132,403	**	100.0%
Retaining Wall System Engineering Services	02557-NTT-00-PS-PM : WA 01	Kleinfelder Central, Inc.		\$3,498,526		\$3,498,526	1		\$2,566,776	\$3,498,526		73.4%
Base Map Data	CIF-161 : WA 01 EE	Aero-Metric, Inc., DBA Markhurd		\$53,085		\$53,085			\$53,085	\$53,085	*	100.0%
Section 28-A Frontage Road	DNT-500	HDR Engineering, Inc.		\$719,259	\$96,991	\$816,250	2	13.48%	\$816,250	\$816,250	*	100.0%
ROW & Design Control Surveying	DNT-531	Dal-Tech Engineering, Inc.		\$1,325,205	\$780,217	\$2,105,422	2	58.88%	\$1,983,497	\$2,105,422		94.2%
Miscellaneous Costs (Advertising, etc.)	Multiple Purchase Orders	Multiple Providers		\$297		\$297			\$297	\$297		100.0%
SUBTOTAL				\$16,730,029	\$8,682,131	\$25,412,161	30		\$23,018,953			
Construction (includes Construction Management)			\$656,018,629									
Section 28 Construction Services	02007-PGB-06-CN-EN	Webber, LLC		\$98,539,359	\$1,535,697	\$100,075,056	38	1.56%	\$81,154,175	\$100,075,056		81.1%
Section 29 Construction Services	02009-PGB-06-CN-EN	Texas Sterling Construction, LP		\$57,931,781	\$972,808	\$58,904,589	22	1.68%	\$44,877,122	\$58,904,589		76.2%
Section 30 Construction Services	02011-PGB-06-CN-EN	Zachry Construction Corp.		\$121,867,756	\$5,687,119	\$127,554,874	114	4.67%	\$100,660,775	\$127,554,874		78.9%
Section 31 Construction Services	02013-PGB-06-CN-EN	Williams Brothers Construction Co., Inc.		\$56,971,131	\$727,174	\$57,698,305	32	1.28%	\$44,629,967	\$57,698,305		77.4%
Construction Management-Mockup Precast Wall Panels	02056-NTT-00-PS-EN : TO 08	Kellogg Brown & Root Services, Inc.		\$82,949		\$82,949			\$82,949	\$82,949	*	100.0%
Section 28-A Construction Management	02056-NTT-00-PS-EN : WA 06	Kellogg Brown & Root Services, Inc.		\$45,751	\$16,167	\$61,918	1	35.34%	\$61,918	\$61,918	*	100.0%
Signal Design & Construction/RR Construction Oversight (ILA w/ DART)	02057-PGB-06-IL-EN : TO 01	Dallas, Garland & Northeastern Railroad		\$496,320	\$200,000	\$696,320	1	40.30%	\$679,531	\$696,320		97.6%
Construction Management Services	02058-NTT-00-PS-EN : WA 08 EE	Atkins North America, Inc.		\$15,345,372	-\$88,623	\$15,256,749	1	-0.58%	\$9,471,283	\$15,256,749		62.1%
Material Inspection and Testing Services	02166-NTT-00-IL-EN	TxDOT Fund		\$252,909		\$252,909			\$252,909	\$252,909	**	100.0%
Online Plan Room Services	02344-NTT-00-GS-PM : TO 02	Thomas Reprographics, Inc.		\$26,025		\$26,025			\$26,025	\$26,025		100.0%
Section 30 Quality Control Materials Testing	02394-PGB-00-PS-PM	Mactec Engineering & Consulting, Inc.		\$3,570,349	\$680,064	\$4,250,413	1	19.05%	\$2,326,799	\$4,250,413		54.7%
Sections 28-31 Quality Assurance Materials Testing	02395-PGB-00-PS-PM	Southwestern Testing Laboratories, LLC		\$919,263		\$919,263			\$698,021	\$919,263		75.9%
Environmental Compliance Team	02402-PGB-00-PS-PM	Michael Baker Jr., Inc.		\$2,619,481	\$115,612	\$2,735,093	2	4.41%	\$909,500	\$2,735,093		33.3%
Section 28 Construction Management Services	02418-NTT-00-PS-PM : WA 01	HDR Engineering, Inc.		\$8,055,943	-\$111,651	\$7,944,292	1	-1.39%	\$4,538,308	\$7,944,292		57.1%
Section 29 Construction Management Services	02424-NTT-00-PS-PM : WA 01	Tollway Transportation Team		\$6,177,566	-\$133,000	\$6,044,566	1	-2.15%	\$3,696,603	\$6,044,566		61.2%
Section 31 Construction Management Services	02424-NTT-00-PS-PM : WA 02	Tollway Transportation Team		\$3,595,734	-\$77,000	\$3,518,734	1	-2.14%	\$2,229,396	\$3,518,734		63.4%
MSE Wall Forensic Testing	02510-NTT-00-PS-PM : TO 2510-01	Kleinfelder Central, Inc.		\$2,310		\$2,310			\$2,310	\$2,310	*	100.0%
MSE Wall Independent Design Check	02547-NTT-00-PS-PM : TO 02	Terracon Consultants, Inc.		\$30,290		\$30,290			\$30,285	\$30,285	*	100.0%
Additional Shop Drawing Review & Coordination for MSE Wall Evaluations	02589-NTT-00-PS-PM : WA 03	Atkins North America, Inc.		\$147,955	-\$15,329	\$132,627	4	-10.36%	\$132,627	\$132,627	**	100.0%
Quality Assessment Program	02644-NTT-00-PS-PM : WA 01	Raba-Kistner Infrastructure, Inc.		\$2,875,000	-\$979,386	\$1,895,614	2	-34.07%	\$1,196,449	\$1,895,614		63.1%
Material Inspection & Testing Services FY 2011-2012	02941-NTT-00-IL-PM : TO 01	TxDOT Fund		\$21,873		\$21,873			\$21,873	\$21,873		100.0%
Anti-graffiti Coating at I-30/PGBT-EE Interchange	03046-PGB-06-IL-PM	TxDOT Dallas District		\$85,207		\$85,207			\$85,207	\$85,207		100.0%
Electrical Service Agreement for Pad Mount Installation	03103-PGB-02-CN-PM	Oncor Electric Delivery Co.		\$43,095		\$43,095			\$43,095	\$43,095		61.5%
Section 28-A Frontage Roads Construction (SH-78 to Northeast Parkway)	DNT-501	Austin Bridge & Road, LP		\$15,842,759	\$167,630	\$16,010,389	11	1.06%	\$15,955,937	\$15,955,937	*	99.7%
Miscellaneous Costs (Advertising, Communications, Reproduction, etc.)	Multiple Purchase Orders	Multiple Providers		\$199,624		\$199,624			\$199,624	\$199,624		100.0%
SUBTOTAL				\$395,745,802	\$8,697,282	\$404,443,084	232		\$313,946,116			

(Continued on next page)

Note: TxDOT's portion of PGBT Eastern Extension is \$413,800,000. ¹ Contract 02067 with TxDOT includes a toll equity grant of \$160,270,000 to be used initially to discharge ROW and utility associated costs. The cities of Garland (02071), Rowlett (02072) and Sachse (02066) are participating in the \$160,270,000 toll equity grant with contributions to TxDOT for 10 percent of the ROW costs for acquisition within their respective city limits. The Estimate at Completion includes all currently committed contract values, as well as any pending contract values.

Monthly Project Delivery Report - July 2011

* Indicates contract is closed
** Indicates contract is inactive pending closure

Estimate At Completion for closed or inactive contracts is equal to the Costs Incurred **30**



Monthly Corridor Program Status As Of May 31, 2011

President George Bush Turnpike Eastern Extension



Work Breakdown Structure			Estimate	Contract Actions					Expenditures	Summary Report		
Description	Contract Number	Contractor/Consultant	Level C	Contract Award	Contract Changes	Committed Contract Value	Number Of Contract Changes	Percent Change	Costs Incurred	Estimate At Completion	Status	Percent Incurred
ITS and Toll Gantry Equipment			\$7,562,608									
System Infrastructure - Fiber Optics												
Fiber Optic Cable Installation	03040-PGB-06-CN-IT	Mastec North America, Inc.		\$556,084		\$556,084				\$556,084		
ITS System Components												
Consulting Services	03139-NTT-00-IL-IT : TO 01 B	Go IT Services, Inc.		\$42,902		\$42,902			\$42,902	\$42,902		100.0%
Miscellaneous Costs (Advertising)	Multiple Purchase Orders	Multiple Providers		\$1,033		\$1,033			\$1,033	\$1,033		100.0%
ETC System Components												
Enclosure	02910-NTT-00-GS-IT : TO 03	Graybar Electric Co., Inc.		\$494		\$494			\$494	\$494	*	100.0%
Cabinets and Rails	03121-NTT-00-IL-IT : TO 01	Graybar Electric Co., Inc.		\$190,979		\$190,979			\$190,979	\$190,979		100.0%
RITE System Components	DNT-383 : TO 44	Electronic Transaction Consultants Corp.		\$77,114		\$77,114			\$77,114	\$77,114		100.0%
Miscellaneous Costs (Advertising)	Multiple Purchase Orders	Multiple Providers		\$1,470		\$1,470			\$1,470	\$1,470		100.0%
SUBTOTAL				\$870,076		\$870,076			\$313,992			
Others (ROW, Utilities, etc.)			\$160,270,000									
Utility Adjustments	Multiple Contracts	Multiple Providers		\$6,976,908	\$145,462	\$7,122,370	2	2.08%	\$3,252,909	\$7,122,370		45.7%
Utility Adjustments	Multiple Contracts	Multiple Providers		\$7,788,294	\$388,521	\$8,176,815	7	4.99%	\$5,601,767	\$5,601,767	**	68.5%
Utility Adjustments	Multiple Contracts	Multiple Providers		\$8,427,747	\$89,245	\$8,516,992	6	1.06%	\$6,343,291	\$6,343,291	*	74.5%
Utility Relocation Construction Management Services	02056-NTT-00-PS-EN : WA 36	Kellogg Brown & Root Services, Inc.		\$264,343	-\$183,503	\$80,840	1	-69.42%	\$80,840	\$80,840	*	100.0%
Asbestos Inspection, Abatement & Demolition	Multiple Contracts	Multiple Providers		\$2,146,053	\$322,297	\$2,468,350	15	15.02%	\$2,270,488	\$2,270,488	*	92.0%
Archeology Survey	02383-PGB-06-PS-PM	Geomarine, Inc.		\$272,604	\$57,838	\$330,442	6	21.22%	\$319,045	\$330,442		96.6%
Moving of Historic Coyle House	02432-PGB-03-CN-PM	AUI Contractors, LP		\$786,930	\$62,590	\$849,520	5	7.95%	\$849,520	\$849,520	*	100.0%
Mitigation Banking Credits for Impacts to Waters & Wetlands	02511-PGB-06-GS-PM	South Fork Trinity River Mitigation Bank		\$1,128,600		\$1,128,600			\$1,128,600	\$1,128,600	*	100.0%
Additional Mitigation Banking Credits for Impacts to Waters & Wetlands	02779-PGB-06-GS-PM	South Fork Trinity River Mitigation Bank		\$364,888		\$364,888			\$364,888	\$364,888	*	100.0%
Section 29 Woodland Mitigation	02860-PGB-06-CN-PM	Valleycrest Landscape Development, Inc.		\$237,972		\$237,972			\$221,679	\$237,972		93.2%
ROW Acquisition Consultant	DNT-520 + WA 06 EE	Atkins North America, Inc.		\$8,053,534		\$8,053,534	1		\$8,052,674	\$8,052,674	**	100.0%
ROW & Utility Coordination & Utility Inspection Services	DNT-520 : WA 07 EE	Atkins North America, Inc.		\$1,718,443	\$416,747	\$2,135,190	3	24.25%	\$2,135,190	\$2,135,190	**	100.0%
ROW Acquisition & Associated Costs	Multiple Contracts	Multiple Providers		\$79,348,151		\$79,348,151			\$79,348,151	\$79,348,151		100.0%
Emergency repairs of 18" Force Main Valve	Purchase Order	City of Rowlett		\$29,969		\$29,969			\$29,969	\$29,969		100.0%
Miscellaneous Costs (Advertising, Travel Expenses, etc.)	Multiple Purchase Orders	Multiple Providers		\$41,131		\$41,131			\$41,131	\$41,131		100.0%
SUBTOTAL				\$117,585,567	\$1,299,197	\$118,884,764	46		\$110,040,142			
Construction Contingency			\$74,500,000									
TOTAL			\$958,000,000	\$561,862,425	\$20,122,643	\$581,985,070	336		\$475,212,540			
Reimbursements to NTTA			\$165,558,000									
Toll Equity Agreement ¹	02067-PGB-06-IL-EN	TxDOT		\$160,270,000		\$130,000,000	2		\$110,040,142	\$130,000,000		
Design & Construction Accommodations	02072-PGB-06-IL-EN	City of Rowlett		\$788,000		\$788,000			\$788,000	\$788,000	*	
SUBTOTAL				\$161,058,000		\$130,788,000	2		\$110,828,142			
Work Performed by Others			\$253,530,000									
TOTAL NTTA COSTS			\$538,912,000	\$400,804,425	\$20,122,643	\$451,197,070	338		\$364,384,398			

Note: TxDOT's portion of PGBT Eastern Extension is \$413,800,000. ¹ Contract 02067 with TxDOT includes a toll equity grant of \$160,270,000 to be used initially to discharge ROW and utility associated costs. The cities of Garland (02071), Rowlett (02072) and Sachse (02066) are participating in the \$160,270,000 toll equity grant with contributions to TxDOT for 10 percent of the ROW costs for acquisition within their respective city limits. The Estimate at Completion includes all currently committed contract values, as well as any pending contract values.



Monthly Corridor Program Status As Of May 31, 2011

Sam Rayburn Tollway



Work Breakdown Structure			Estimate	Contract Actions					Expenditures	Summary Report		
Description	Contract Number	Contractor/Consultant	Level E	Contract Award	Contract Changes	Committed Contract Value	Number of Contract Changes	Percent Change	Costs Incurred	Estimate At Completion	Status	Percent Incurred
Administration (includes Corridor Management and Legal)			\$13,510,118									
PMO Project Management	02005-NTT-00-PS-AD : WA 08 PM	HNTB Corporation		\$214,500	-\$10,147	\$204,353	2	-4.73%	\$204,349	\$204,349	**	100.0%
PMO Project Management FY-2008	02005-NTT-00-PS-AD : WA 10-08 PM	HNTB Corporation		\$2,628,600	-\$5	\$2,628,595	1	0.00%	\$2,628,595	\$2,628,595	**	100.0%
PMO Project Management FY-2009	02005-NTT-00-PS-AD : WA 12-08 PM	HNTB Corporation		\$3,476,975	-\$90,101	\$3,386,874	2	-2.59%	\$3,386,874	\$3,386,874	**	100.0%
PMO Project Management FY-2010	02005-NTT-00-PS-AD : WA 15-05 PM	HNTB Corporation		\$1,536,355	\$1,578,645	\$3,115,000	3	102.75%	\$2,965,323	\$2,965,323	**	95.2%
PMO Project Management FY-2011	02005-NTT-00-PS-AD : WA 17-08 PM	HNTB Corporation		\$2,484,000		\$2,484,000	1		\$309,091	\$2,484,000	**	12.4%
Production Management Services	02058-NTT-00-PS-EN : WA 04 SRT	Atkins North America, Inc.		\$118,724		\$118,724	1		\$118,724	\$118,724	**	100.0%
Production Management Services	02058-NTT-00-PS-EN : WA 08 SRT	Atkins North America, Inc.		\$80,027		\$80,027			\$80,027	\$80,027	**	100.0%
Production Management Services FY-2009	02058-NTT-00-PS-EN : WA 09 SRT	Atkins North America, Inc.		\$53,179	-\$26,811	\$26,368	3	-50.42%	\$26,368	\$26,368	**	100.0%
Production Management Services FY-2010	02058-NTT-00-PS-EN : WA 10 SRT	Atkins North America, Inc.		\$13,600	-\$6,183	\$7,417	1	-45.46%	\$7,417	\$7,417	**	100.0%
Corridor Management	02254-SH121-00-PS-EN	HDR Engineering, Inc.		\$6,973,896	-\$147,657	\$6,826,239	2	-2.12%	\$5,070,473	\$6,826,239	**	74.3%
Design Management	02255-SH121-00-PS-EN	Half Associates, Inc.		\$893,000	\$3,827,000	\$4,720,000	3	428.56%	\$4,442,218	\$4,720,000	**	94.1%
Quality, Scheduling & Production Management	02271-SH121-00-PS-EN	Atkins North America, Inc.		\$299,700		\$299,700			\$299,659	\$299,659	*	100.0%
EPDS Support Consulting Services	03139-NTT-00-IL-IT : TO 03 A	Go IT Services, Inc.		\$45,434		\$45,434			\$45,434	\$45,434	**	100.0%
Legal Services	DNT-525	Locke Lord Bissell & Liddell, LLP		\$3,319,491		\$3,319,491			\$3,319,491	\$3,319,491	**	100.0%
Miscellaneous Costs (Postage & Delivery, Public Event Expense)	Multiple Purchase Orders	Multiple Providers		\$241,499		\$241,499			\$241,499	\$241,499	**	100.0%
SUBTOTAL				\$22,378,980	\$5,124,741	\$27,503,721	19		\$23,145,542			
Planning												
Planning DNT to US 75	02005-NTT-00-PS-AD : TO 111	HNTB Corporation		\$693,087		\$693,087			\$693,087	\$693,087	**	100.0%
Segments 1 & 2 Denton County	02005-NTT-00-PS-AD : TO 161	HNTB Corporation		\$23,940		\$23,940			\$23,940	\$23,940	**	100.0%
Environmental Planning Services, SRT/US 75 Interchange	02005-NTT-00-PS-AD : WA 02 PD	HNTB Corporation		\$292,000	-\$144,259	\$147,741	1	-49.40%	\$147,741	\$147,741	**	100.0%
Proposal Support Services (US 75 to Denton Creek)	02005-NTT-00-PS-AD : WA 09 EN	HNTB Corporation		\$700,000	-\$673,067	\$26,933	1	-96.15%	\$26,933	\$26,933	**	100.0%
Segment 4 Schematic	02292-SH121-04-PS-PM : WA 01	Jacobs Engineering Group, Inc.		\$1,250,000	-\$8,950	\$1,241,050	1	-0.72%	\$1,241,050	\$1,241,050	**	100.0%
Sketch Level Evaluation, Collin County	DNT-544 : WA 2006-03	Wilbur Smith Associates, Inc.		\$50,000		\$50,000			\$46,219	\$50,000	**	92.4%
Independent Economic Review Update	DNT-544 : WA 2006-07 PI 1	Wilbur Smith Associates, Inc.		\$130,000		\$130,000			\$129,948	\$129,948	**	100.0%
Stated Preference Survey Calibration	DNT-544 : WA 2006-07 PI 2	Wilbur Smith Associates, Inc.		\$40,000		\$40,000			\$39,676	\$39,676	**	99.2%
T&R Evaluation	DNT-544 : WA 2006-07 PI 3	Wilbur Smith Associates, Inc.		\$350,000		\$350,000			\$337,836	\$350,000	**	96.5%
Research Private Proposers	DNT-544 : WA 2006-07 PI 5	Wilbur Smith Associates, Inc.		\$20,000		\$20,000			\$11,977	\$20,000	**	59.9%
Pre-Preliminary T&R Evaluation	DNT-544 : WA 2007-04	Wilbur Smith Associates, Inc.		\$75,000	\$40,000	\$115,000	1	53.33%	\$114,251	\$114,251	**	99.3%
Independent Economic Review Update	DNT-544 : WA 2007-07 PI 1	Wilbur Smith Associates, Inc.		\$110,000		\$110,000			\$109,869	\$109,869	**	99.9%
Investment Grade Study, Additional Data	DNT-544 : WA 2007-07 PI 2	Wilbur Smith Associates, Inc.		\$50,000		\$50,000			\$47,993	\$50,000	**	96.0%
T&R Estimation	DNT-544 : WA 2007-07 PI 3	Wilbur Smith Associates, Inc.		\$150,000	\$121,300	\$271,300	3	80.87%	\$267,225	\$271,300	**	98.5%
Miscellaneous Technical Support (on-call)	DNT-544 : WA 2007-21 SRT	Wilbur Smith Associates, Inc.		\$2,000		\$2,000			\$1,630	\$2,000	**	81.5%
Traffic Counts Before Opening	DNT-544 : WA 2008-13 PI 1	Wilbur Smith Associates, Inc.		\$39,800		\$39,800			\$39,692	\$39,800	**	99.7%
Data Collection: Before & After Segment 2 Opening	DNT-544 : WA 2008-13 PI 2	Wilbur Smith Associates, Inc.		\$64,000		\$64,000			\$63,927	\$64,000	**	99.9%
Design Modifications Air Quality Analysis, SRT/US 75 Interchange	FSF-46 : TO 04	NCTCOG		\$9,000		\$9,000			\$2,179	\$9,000	*	24.2%
Miscellaneous Costs (Public Event Expense, etc.)	Multiple Purchase Orders	Multiple Providers		\$16,442		\$16,442			\$16,442	\$16,442	**	100.0%
Miscellaneous Financing Costs	Multiple Contracts/Purchase Orders	Multiple Providers		\$5,737,364	\$1,807,825	\$7,545,189	2	31.51%	\$6,298,825	\$7,545,189	**	83.5%
SUBTOTAL				\$9,802,633	\$1,142,849	\$10,945,482	9		\$9,660,440			
Design			\$43,968,075									
Landscape On-call Support	02005-NTT-00-PS-AD : TO 322	HNTB Corporation		\$12,604		\$12,604			\$12,604	\$12,604	**	100.0%
Engineering Report	02005-NTT-00-PS-AD : WA 12 EN	HNTB Corporation		\$190,000	-\$80,585	\$109,415	1	-42.41%	\$109,415	\$109,415	**	100.0%
Landscape Design Services	02005-NTT-00-PS-AD : WA 12 MA	HNTB Corporation		\$1,300,000	\$208,700	\$1,508,700	4	16.05%	\$1,450,946	\$1,508,700	**	96.2%
Asset Management Scale	02016-NTT-00-PS-IT : WA 03	Aero-Metric, Inc., DBA Markhurd		\$24,180		\$24,180			\$24,180	\$24,180	**	100.0%
Aerial Photography Services, McKinney to Grapevine	02016-NTT-00-PS-IT : WA 05	Aero-Metric, Inc., DBA Markhurd		\$113,485		\$113,485			\$113,485	\$113,485	*	100.0%
Aerial Photography Services, McKinney to DNT	02016-NTT-00-PS-IT : WA 06	Aero-Metric, Inc., DBA Markhurd		\$245,320	\$7,430	\$252,750	1	3.03%	\$252,750	\$252,750	**	100.0%
Sand Stockpile Site Layouts - SRT/1-35E	02023-NTT-00-PS-MA : TO 07	Jacobs Engineering Group, Inc.		\$20,000		\$20,000			\$19,461	\$20,000	**	97.3%
Sand Stockpile Design - DNT/SRT	02023-NTT-00-PS-MA : WA 97	Jacobs Engineering Group, Inc.		\$246,188		\$246,188			\$246,158	\$246,188	**	100.0%
Segments 1 & 2 PS&E	02237-SH121-00-PS-EN	Hult-Zollars, Inc.		\$1,645,583	\$176,930	\$1,822,513	3	10.75%	\$1,818,647	\$1,822,513	**	99.8%
Segment 3-N PS&E	02239-SH121-03-PS-EN	Bidgefarmer & Associates, Inc.		\$5,647,529	\$1,014,697	\$6,662,226	5	17.97%	\$6,562,163	\$6,662,226	*	98.5%
Segment 3-S PS&E	02241-SH121-03-PS-EN	PB Americas, Inc.		\$3,699,558	\$581,769	\$4,281,328	3	15.73%	\$4,144,863	\$4,281,328	*	96.8%
Segment 4 PS&E	02292-SH121-04-PS-PM : WA 02	Jacobs Engineering Group, Inc.		\$14,410,000	\$38,510	\$14,448,510	2	0.27%	\$14,448,510	\$14,448,510	**	100.0%
Segment 4 Construction Phase Engineering Support Services	02292-SH121-04-PS-PM : WA 03	Jacobs Engineering Group, Inc.		\$1,461,100		\$1,461,100			\$1,122,924	\$1,461,100	**	76.9%
Segment 5 PS&E	02361-SH121-05-PS-PM	Rodriguez Transportation Group, Inc.		\$10,500,000		\$10,500,000	2		\$10,383,952	\$10,500,000	**	98.9%
MSE Wall Independent Design Check	02516-NTT-00-PS-PM : TO 01	Kleinfelder Central, Inc.		\$23,862		\$23,862			\$23,862	\$23,862	*	100.0%
SUBTOTAL				\$39,539,409	\$1,947,451	\$41,486,861	21		\$40,733,920			
Construction (includes Construction Management)			\$438,010,110									
Segments 1 and 2 Asset Condition Assessment	02023-NTT-00-PS-MA : WA 78	Jacobs Engineering Group, Inc.		\$1,370,000		\$1,370,000			\$1,042,829	\$1,042,829	**	76.1%
Segments 3S and 3N Asset Data Collection	02023-NTT-00-PS-MA : WA 124	Jacobs Engineering Group, Inc.		\$44,592		\$44,592			\$40,330	\$44,592	**	90.4%
SRT Construction Management Transition - TxDOT to NTTA	02056-NTT-00-PS-EN : WA 46	Kellogg Brown & Root Services, Inc.		\$220,331		\$220,331			\$220,331	\$220,331	**	100.0%
Segments 1, 2, 3S and 3N Construction Management	02056-NTT-00-PS-EN : WA 48 + TO25	Kellogg Brown & Root Services, Inc.		\$12,244,016	-\$153,297	\$12,090,719	4	-1.25%	\$12,089,928	\$12,090,719	**	100.0%
DNT/SRT Sand Storage Stockpile Construction Management	02056-NTT-00-PS-EN : WA 52	Kellogg Brown & Root Services, Inc.		\$172,188	-\$9,521	\$162,667	1	-5.53%	\$162,664	\$162,667	**	100.0%
Segment 4 Construction Management	02056-NTT-00-PS-EN : WA 53	Kellogg Brown & Root Services, Inc.		\$16,475,421	-\$1,516,309	\$14,959,112	3	-9.20%	\$12,504,944	\$14,959,112	**	83.6%
Segment 5 Construction Management	02056-NTT-00-PS-EN : WA 66	Kellogg Brown & Root Services, Inc.		\$6,716,182		\$6,716,182	1		\$3,217,061	\$6,716,182	**	47.9%
Material Inspection and Testing Services	02166-NTT-00-IL-EN	TxDOT Fund		\$673,052		\$673,052			\$673,052	\$673,052	**	100.0%
Segments 1 & 2 Construction Pavement Markings, Signaling & Sound Walls	02238-SH121-00-CN-EN	Austin Bridge & Road, LP		\$10,462,209	\$75,626	\$10,537,835	31	0.72%	\$10,160,150	\$10,537,835	*	96.4%
Segment 3-N Construction	02240-SH121-03-CN-EN	Balfour Beatty Construction, Inc.		\$69,394,482	-\$5,382,962	\$64,011,520	58	-7.76%	\$64,011,520	\$64,011,520	*	100.0%
Segment 3-S Construction	02242-SH121-03-CN-EN	Texas Sterling Construction, LP		\$55,284,676	-\$1,888,408	\$53,396,267	32	-3.42%	\$51,175,724	\$53,396,267	**	95.8%
Segments 1 & 2 Installation of FOC & Electrical Conduit	02314-SH121-00-CN-IT	Power Engineers, Inc.		\$4,037,949	-\$22,462	\$4,015,487	4	-0.56%	\$3,990,034	\$4,015,487	**	99.4%
Segments 1 and 2 Steel Wedge Column Ramp ETC Gantries	02320-SH121-00-CN-PM	Brookfield Fabricating Corp.		\$854,225		\$1,337,206	6	56.54%	\$1,337,206	\$1,337,206	*	100.0%
Segments 1 and 2 Steel Wedge Column Mainlane ETC Gantries	02325-SH121-00-CN-PM	Brookfield Fabricating Corp.		\$1,041,000		\$1,483,430	6	42.50%	\$1,483,430	\$1,483,430	**	100.0%
Segments 1 and 2 Construction of ETC Gantries	02334-SH121-00-CN-PM	Austin Bridge & Road, LP		\$18,656,390	\$1,238,215	\$19,894,605	20	6.64%	\$18,868,250	\$19,894,605	*	94.8%
Online Plan Room Services	02344-NTT-00-GS-PM : TO 01	Thomas Reprographics, Inc.		\$21,612		\$21,612			\$21,612	\$21,612	**	100.0%
Landscape & Irrigation Improvements	02353-SH121-00-CN-MA	Valleycrest Landscape Development, Inc.		\$4,652,159	-\$13,544	\$4,638,615	1	-0.29%	\$1,621,578	\$4,638,615	**	35.0%
Segment 4 Quality Control Material Testing	02389-SH121-00-PS-PM	Terracon Consultants, Inc.		\$3,099,949		\$3,099,949			\$2,881,344	\$3,099,949	**	92.9%
Segment 1 & 2, 3, 5 and Exchange Parkway Material Testing	02390-SH121-00-PS-PM	Rone Engineers, Inc.		\$1,786,097	\$1,056,055	\$2,842,152	4	59.13%	\$2,183,424	\$2,842,152	**	76.8%
Advance Funding Agreement #1 - #5	02419-NTT-00-CN-PM	TxDOT Dallas District		\$2,970,328	\$23,715	\$2,994,043	1	0.80%	\$2,994,043	\$2,994,043	*	100.0%
Segment 4 Construction	02448-SH121-04-CN-PM	Webber, LLC		\$219,856,215	-\$12,099,749	\$207,756,466	100	-5.50%	\$188,882,290	\$207,756,466	**	90.9%
DNT/SRT Sand Stockpile Facility	02508-SH121-00-CN-MA	Rebon, Inc.		\$2,084,065	-\$74,855	\$2,009,209	7	-3.59%	\$1,985,446	\$2,009,209	*	98.8%
MSE Wall Forensic Testing	02510-NTT-00-PS-PM : TO 2											



Monthly Corridor Program Status As Of May 31, 2011

Sam Rayburn Tollway



Work Breakdown Structure			Estimate	Contract Actions					Expenditures	Summary Report		
Description	Contract Number	Contractor/Consultant	Level E	Contract Award	Contract Changes	Committed Contract Value	Number of Contract Changes	Percent Change	Costs Incurred	Estimate At Completion	Status	Percent Incurred
Segment 3 and 4 Fiber Optic Cable Installation	02554-SH121-03-CN-IT	Mastec North America, Inc.		\$422,843	\$103,998	\$526,840	2	24.59%	\$463,380	\$463,380	**	88.0%
Segment 5 Construction	02559-SH121-05-CN-PM	Williams Brothers Construction Co., Inc.		\$79,431,355	\$840,349	\$80,271,705	41	1.06%	\$44,596,332	\$80,271,705	*	55.6%
Exchange Parkway Improvements	02578-SH121-03-CN-PM	Texas Sterling Construction, LP		\$15,905,895	\$97,444	\$16,003,339	18	0.61%	\$15,194,491	\$16,003,339	*	94.9%
Wall Engineer Support Services	02589-NTT-00-PS-PM : WA 01	Atkins North America, Inc.		\$1,498,109	-\$33,072	\$1,465,037	3	-2.21%	\$1,239,313	\$1,465,037	*	84.6%
Segment 5 Fiber Optic Cable Relocation	02658-SH121-05-CN-IT	Mastec North America, Inc.		\$848,510	-\$50,189	\$798,321	2	-5.91%	\$660,662	\$798,321	*	82.8%
Replacement Signage Materials	02776-NTT-00-GS-MA : TO 01	3M Company		\$30,162		\$30,162			\$30,162	\$30,162	**	100.0%
Segments 1, 2 & 3 Landscaping Construction Management	02888-SH121-00-PS-MA	Lamb-Star Engineering, LP		\$751,179		\$751,179			\$303,884	\$751,179	*	40.5%
Material Inspection & Testing Services	02941-NTT-00-IL-PM : TO 02	TxDOT Fund		\$452,473		\$452,473			\$261,014	\$452,473	*	57.7%
Segment 3 Erosion Control	02971-NTT-00-CN-MA : TO 01	Ark Contracting Services, LLC		\$500,000		\$500,000				\$500,000	*	
Miscellaneous Costs (Advertising, Reproduction)	Multiple Purchase Orders	Multiple Providers		\$131,284		\$131,284			\$131,284	\$131,284	*	100.0%
SUBTOTAL				\$532,123,690	-\$16,883,555	\$515,240,133	345		\$444,462,454			
ITS and Toll Gantry Equipment			\$20,405,414									
ITS Hardware and Software	Multiple Purchase Orders	Multiple Providers		\$5,318,327		\$5,318,327			\$5,318,327	\$5,318,327	*	100.0%
Segment 1 Interim Equipment	02105-NTT-00-CS-IT : WA 44 SRT	Securenet, Inc.		\$6,541		\$6,541			\$6,541	\$6,541	*	100.0%
Segments 1 and 2 ITS Equipment & Software	02105-NTT-00-CS-IT : WA 48	Securenet, Inc.		\$907,921	\$9,045	\$916,967	1	1.00%	\$916,967	\$916,967	*	100.0%
Security Systems Integration	02105-NTT-00-CS-IT : WA 52	Securenet, Inc.		\$77,225	\$6,251	\$83,476	1	8.09%	\$83,476	\$83,476	*	100.0%
IT Buildings and Communications Hut Access Control & CCTV	02105-NTT-00-CS-IT : WA 55	Securenet, Inc.		\$37,553	\$3,818	\$41,371	1	10.17%	\$41,371	\$41,371	*	100.0%
Segment 3 ITS/CCTV Equipment Procurement and Installation	02105-NTT-00-CS-IT : WA 62	Securenet, Inc.		\$363,063	\$24,185	\$387,248	1	6.66%	\$387,248	\$387,248	*	100.0%
Segment 2 Procure & Install Security PTZ Cameras on Toll Gantries	02105-NTT-00-CS-IT : WA 63	Securenet, Inc.		\$36,009		\$36,009			\$36,009	\$36,009	*	100.0%
Segments 1 & 2 IT Building Security, Access Control and CCTV	02105-NTT-00-CS-IT : WA 64	Securenet, Inc.		\$16,526	\$1,998	\$18,524	1	12.09%	\$18,524	\$18,524	*	100.0%
Segment 3 MPE Cut-Outs and Related Enclosure Work	02105-NTT-00-CS-IT : WA 70	Securenet, Inc.		\$11,529		\$11,529			\$11,529	\$11,529	*	100.0%
Segment 4 ITS Equipment and Software	02105-NTT-00-CS-IT : WA 72	Securenet, Inc.		\$71,978		\$71,978			\$68,296	\$71,978	*	94.9%
Segment 4 Gantry PTZ Cameras	02105-NTT-00-CS-IT : WA 73	Securenet, Inc.		\$12,954		\$12,954			\$12,954	\$12,954	*	100.0%
Segment 5 Remove, Storage, and Re-Install All CCTV Components	02105-NTT-00-CS-IT : WA 83	Securenet, Inc.		\$7,056		\$7,056			\$7,056	\$7,056	*	
Installation of 1 IP PTZ at 5 DNT Ramps, Gaylord NB & SB, Legacy NB & SB, Parkwood	02105-NTT-00-CS-IT : WA 92	Securenet, Inc.		\$18,141		\$18,141			\$6,179	\$18,141	*	34.1%
Segment 5 Installation of Additional ITS Site	02105-NTT-00-CS-IT : WA 93	Securenet, Inc.		\$24,874		\$24,874			\$15,539	\$24,874	*	62.5%
Hardware	02122-NTT-00-LI-IT : TO 01	Shi Government Solutions, Inc.		\$1,342		\$1,342			\$1,342	\$1,342	*	100.0%
Fiber Repair of CCTV 9 & 10	02289-NTT-00-GS-IT : TO 05	AT&T		\$14,382		\$14,382			\$14,382	\$14,382	*	100.0%
CCTV, Sony Network Video, & AXIS Network Cameras	02429-SH121-00-GS-IT	Southern Computer Warehouse		\$114,223		\$114,223			\$114,223	\$114,223	*	100.0%
Uninterruptible Power Supplies	02458-SH121-00-GS-IT : TO 02	Falcon Electric, Inc.		\$88,972		\$88,972			\$88,972	\$88,972	*	100.0%
CCTV Cameras, AXIS Network Camera	02506-SH121-00-GS-IT	Southern Computer Warehouse		\$76,887		\$76,887			\$76,887	\$76,887	*	100.0%
Segment 3 Hoffman Data Component 32 Cabinets and 64 Rails	02708-NTT-00-GS-IT : TO 02	Graybar Electric Co., Inc.		\$90,942		\$90,942			\$90,942	\$90,942	**	100.0%
Segment 3 Uninterruptible Power Supplies	02717-NTT-00-GS-IT : TO 02	Falcon Electric, Inc.		\$134,885		\$134,885			\$134,885	\$134,885	*	100.0%
CCTV Cameras, AXIS Network Cameras	02733-NTT-00-GS-IT : TO 01	Southern Computer Warehouse		\$82,194		\$82,194			\$82,194	\$82,194	*	100.0%
Segment 3 Rittal A/C Wall Units	02734-NTT-00-GS-IT : TO 01	Davis Instruments		\$24,160		\$24,160			\$24,160	\$24,160	*	100.0%
Vehicle Enforcement System (VES) Intelligent Cameras	02786-NTT-00-GS-IT : TO 02	JAI, Inc.		\$347,051		\$347,051			\$347,051	\$347,051	*	100.0%
Uninterruptible Power Supplies	02902-NTT-00-GS-IT : TO 07	Falcon Electric, Inc.		\$15,340		\$15,340			\$15,340	\$15,340	*	100.0%
ITS Servers & Equipment Enclosures	02910-NTT-00-GS-IT : TO 04	Graybar Electric Co., Inc.		\$104,885		\$104,885			\$104,885	\$104,885	*	100.0%
Computer Components, Cameras, Hardware, and Scanners	02931-NTT-00-GS-IT : WA 01	CDW Government, LLC		\$3,875		\$3,875			\$3,875	\$3,875	*	100.0%
Hardware Products and Services	02949-NTT-00-GS-IT : TO 02	Summers Group, Inc.		\$6,496		\$6,496			\$6,496	\$6,496	*	100.0%
Gantry Equipment Brackets & Racked Chassis Fabrication	02989-NTT-00-GS-IT : TO 06	Hydro Fabrication, Inc.		\$13,448		\$13,448			\$13,448	\$13,448	*	100.0%
Teleconverters for Video Tolling Cameras	03007-NTT-00-GS-IT : TO 02	Zalmen Reiss & Associates, Inc.		\$9,792		\$9,792			\$9,792	\$9,792	*	100.0%
Cisco Network Equipment	03051-NTT-00-GS-IT : TO 02	AT&T		\$51,626		\$51,626			\$51,626	\$51,626	*	100.0%
Uninterruptible Power Supplies	03110-NTT-00-IL-IT	Falcon Electric, Inc.		\$100,000		\$100,000			\$94,112	\$100,000	*	94.1%
Cabinets and Rails	03121-NTT-00-IL-IT : TO 02	Graybar Electric Co., Inc.		\$61,535		\$61,535			\$61,535	\$61,535	*	100.0%
Consulting Services	03139-NTT-00-IL-IT : TO 03 B	Go IT Services, Inc.		\$12,820		\$12,820			\$12,820	\$12,820	*	100.0%
Idris License and Programming Services	CIF-143 : TO 04	Information Methods, Inc.		\$593,910		\$593,910			\$593,910	\$593,910	*	100.0%
ITS Components	CIF-234 : TO 11 SRT	MBI Consulting, Inc.		\$5,540		\$5,540			\$5,540	\$5,540	*	100.0%
Fiber Optic Cable	CIF-236 : TO 01	AT&T		\$366,386		\$366,386			\$366,386	\$366,386	*	100.0%
Installation of Loops, Brackets, AVI & VES Cameras	DNT-483 : TO 04	Transcore Holdings, Inc.		\$174,762		\$174,762			\$174,762	\$174,762	*	100.0%
SUBTOTAL			\$10,910,400	\$9,405,150	\$45,297	\$9,450,448	5		\$9,412,525			
Others (ROW, Utilities, etc.)												
ROW Acquisition & Associated Costs	Multiple Contracts/Purchase Orders	Multiple Providers		\$13,339,112		\$13,339,112			\$13,339,112	\$13,339,112	*	100.0%
Utility Adjustments	02562-SH121-04-UR-PM	AT&T		\$402,458		\$402,458			\$402,458	\$402,458	*	
Utility Adjustments	Multiple Contracts	Multiple Providers		\$5,153,293		\$5,153,293			\$3,177,300	\$3,177,300	**	61.7%
Utility Adjustments	Multiple Contracts	Multiple Providers		\$1,387,644		\$1,387,644			\$1,340,641	\$1,340,641	*	96.6%
ROW Coordination	DNT-520 : WA 05 + 06C	Atkins North America, Inc.		\$130,000	\$731,517	\$861,517	6	562.71%	\$861,389	\$861,389	**	100.0%
ROW & Utility Coordination & Utility Inspection Services	DNT-520 : WA 07 SRT	Atkins North America, Inc.		\$502,938	-\$33,315	\$469,623	3	-6.62%	\$469,620	\$469,620	**	100.0%
Miscellaneous Costs (Advertising, Postage & Delivery, Public Event Expense, Reproduction, etc.)	Multiple Purchase Orders	Multiple Providers		\$234,684		\$234,684			\$223,578	\$234,684	*	95.3%
SUBTOTAL				\$21,150,129	\$698,202	\$21,848,331	9		\$19,411,640			
Construction Contingency				\$112,006,583								
TOTAL				\$638,810,700	\$634,399,991	-\$7,925,015	\$626,474,976	408	\$546,826,521			
Reimbursements to NTTA												
ROW Acquisition & Associated Costs	Multiple Contracts/Purchase Orders	Multiple Providers		\$11,305,992		\$11,305,992				\$11,305,992	*	
Intersection of SRT & Exchange Parkway	02626-SH121-03-IL-PM	Collin County, Texas		\$1,500,000		\$1,500,000			\$1,500,000	\$1,500,000	*	
Intersection of SRT & Exchange Parkway	02627-SH121-03-IL-PM	City of Allen		\$1,500,000		\$1,500,000			\$1,500,000	\$1,500,000	*	
Intersection of SRT & Exchange Parkway	02628-SH121-03-IL-PM	City of McKinney		\$1,500,000		\$1,500,000			\$1,500,000	\$1,500,000	*	
Sound Wall Coaling Improvements	02801-SRT-01-IL-PM	City of Coppell		\$19,837		\$19,837			\$19,837	\$19,837	*	
Segment 4 Third-Party Damage Reimbursement		Constitution State Services, LLC		\$19,479		\$19,479			\$19,479	\$19,479	*	
SUBTOTAL				\$15,845,308		\$15,845,308			\$4,539,316			
TOTAL NTTA COSTS				\$638,810,700	\$618,554,683	-\$7,925,015	\$610,629,668	408	\$542,287,205			

Note: The Estimate at Completion includes all currently committed contract values, as well as any pending contract values.



Monthly Corridor Program Status As Of May 31, 2011

DNT 4th Lane



Work Breakdown Structure			Estimate	Contract Actions					Expenditures	Summary Report		
Description	Contract Number	Contractor/Consultant	Level E	Contract Award	Contract Changes	Committed Contract Value	Number of Contract Changes	Percent Change	Costs Incurred	Estimate At Completion	Status	Percent Incurred
Administration (includes Corridor Management and Legal)			\$1,995,163									
Project Management FY-2010	02005-NTT-00-PS-AD : WA 15-29 PM	HNTB Corporation		\$42,590	-\$25,590	\$17,000	3	-60.08%	\$16,954	\$16,954	**	99.7%
Project Management FY-2011	02005-NTT-00-PS-AD : WA 17-21 PM	HNTB Corporation		\$36,000		\$36,000	1			\$36,000		
SUBTOTAL				\$78,590	-\$25,590	\$53,000	4		\$16,954			
Planning			\$1,596,131									
Lane Addition Study Analysis	02591-DNT-03-PS-PM	Kimley-Horn & Associates, Inc.		\$141,091		\$141,091	1		\$96,027	\$96,027	*	68.1%
Lane Addition Study Analysis	02606-DNT-03-PS-PM	Atkins North America, Inc.		\$29,005	-\$3,271	\$25,734	2	-11.28%	\$25,734	\$25,734	*	100.0%
Micro Simulation Modeling and Revenue Analysis	DNT-544 : WA 2008-17 PD	Wilbur Smith Associates, Inc.		\$16,814		\$16,814			\$16,814	\$16,814	**	100.0%
SUBTOTAL				\$186,910	-\$3,271	\$183,639	3		\$138,575			
Design			\$6,384,522									
Construction (includes Construction Management)			\$72,091,901									
ITS and Toll Gantry Equipment												
Others (ROW, Utilities, etc.)			\$3,982,457									
Construction Contingency												
TOTAL			\$86,050,174	\$265,500	-\$28,861	\$236,639	7		\$155,529			

Note: The Estimate at Completion includes all currently committed contract values, as well as any pending contract values.



Monthly Corridor Program Status As Of May 31, 2011

DNT/PGBT Interchange & Ramp Modifications



Work Breakdown Structure			Estimate	Contract Actions					Expenditures	Summary Report		
Description	Contract Number	Contractor/Consultant	Level E	Contract Award	Contract Changes	Committed Contract Value	Number of Contract Changes	Percent Change	Costs Incurred	Estimate At Completion	Status	Percent Incurred
Administration (includes Corridor Management and Legal)			\$2,261,514									
Project Management FY-2009	02005-NTT-00-PS-AD : WA 13-08 PM	HNTB Corporation		\$1,068,222	-\$714,285	\$353,937	2	-66.87%	\$353,937	\$353,937	**	100.0%
Project Management NB & SB Ramps FY-2010	02005-NTT-00-PS-AD : WA 15-21/28 PM	HNTB Corporation		\$42,590	-\$31,090	\$11,500	3	-73.00%	\$11,470	\$11,470	**	99.7%
Project Management PGBT at DNT Ramp Study FY-2011	02005-NTT-00-PS-AD : WA 17-25 PM	HNTB Corporation		\$43,200		\$43,200	1			\$43,200		
SUBTOTAL				\$1,154,012	-\$745,375	\$408,637	6		\$365,407			
Planning			\$1,809,211									
Interchange Access Alternatives & Pre-Sketch Level T&R Impacts	DNT-544 : WA 2009-08	Wilbur Smith Associates, Inc.		\$30,600	\$39,000	\$69,600	1	127.45%	\$67,078	\$67,078	**	96.4%
SUBTOTAL				\$30,600	\$39,000	\$69,600	1		\$67,078			
Design			\$7,236,844									
Construction (includes Construction Management)			\$68,921,576									
ITS and Toll Gantry Equipment												
Others (ROW, Utilities, etc.)			\$6,085,248									
Construction Contingency			\$13,784,315									
TOTAL			\$100,098,708	\$1,184,612	-\$706,375	\$478,237	7		\$432,485			

Note: The Estimate at Completion includes all currently committed contract values, as well as any pending contract values.



Monthly Corridor Program Status As Of May 31, 2011

PGBT Widening between I-35E & SH 78



Work Breakdown Structure			Estimate	Contract Actions					Expenditures	Summary Report		
Description	Contract Number	Contractor/Consultant	Level A	Contract Award	Contract Changes	Committed Contract Value	Number of Contract Changes	Percent Change	Costs Incurred	Estimate At Completion	Status	Percent Incurred
Administration (includes Corridor Management and Legal)			\$3,360,743									
Project Management FY-2008	02005-NTT-00-PS-AD : WA 11-04 PM	HNTB Corporation		\$631,300	-\$95,012	\$536,288	1	-15.05%	\$536,288	\$536,288	**	100.0%
Project Management FY-2009	02005-NTT-00-PS-AD : WA 13-10 PM	HNTB Corporation		\$545,927	\$72,023	\$617,950	2	13.19%	\$617,950	\$617,950	**	100.0%
Project Management FY-2010	02005-NTT-00-PS-AD : WA 15-24 PM	HNTB Corporation		\$120,369	-\$106,319	\$14,050	3	-88.33%	\$14,004	\$14,004	**	99.7%
Production Management	02058-NTT-00-PS-EN : WA 08 PGB	Atkins North America, Inc.		\$15,373		\$15,373			\$15,373	\$15,373	**	100.0%
SUBTOTAL				\$1,312,969	-\$129,308	\$1,183,661	6		\$1,183,615			
Planning			\$956,145									
Fourth Lane Widening Analysis	DNT-544 : WA 2008-04	Wilbur Smith Associates, Inc.		\$107,500		\$107,500			\$98,584	\$98,584	**	91.7%
Expansion Analysis and Congestion Pricing Research	DNT-544 : WA 2009-07	Wilbur Smith Associates, Inc.		\$105,800		\$105,800			\$102,960	\$102,960	**	97.3%
SUBTOTAL				\$213,300		\$213,300			\$201,544			
Design			\$4,780,727									
Fourth Lane Addition Design Services	02297-PGB-00-PS-PM	Civil Associates, Inc.		\$2,299,991		\$2,299,991	1		\$2,299,991	\$2,299,991	**	100.0%
SUBTOTAL				\$2,299,991		\$2,299,991	1		\$2,299,991			
Construction (includes Construction Management)			\$62,728,936									
Constructability Plan Review	02056-NTT-00-PS-EN : WA 56	Kellogg Brown & Root Services, Inc.		\$24,851	-\$13,688	\$11,163	1	-55.08%	\$11,163	\$11,163	**	100.0%
SUBTOTAL				\$24,851	-\$13,688	\$11,163	1		\$11,163			
ITS and Toll Gantry Equipment			\$722,604									
Others (ROW, Utilities, etc.)												
Construction Contingency			\$5,794,821									
TOTAL			\$78,343,976	\$3,851,111	-\$142,996	\$3,708,115	8		\$3,696,313			

Note: The Estimate at Completion includes all currently committed contract values, as well as any pending contract values.



Monthly Corridor Program Status As Of May 31, 2011

President George Bush Turnpike Western Extension (SH 161)



Work Breakdown Structure			Estimate	Contract Actions					Expenditures	Summary Report		
Description	Contract Number	Contractor/Consultant	Level C	Contract Award	Contract Changes	Committed Contract Value	Number Of Contract Changes	Percent Change	Costs Incurred	Estimate At Completion	Status	Percent Incurred
Administration (includes Corridor Management and Legal)			\$16,192,714									
PMO Project Management	02005-NTT-00-PS-AD : WA 05 PM	HNTB Corporation		\$256,800	-\$46,102	\$210,698	2	-17.95%	\$210,698	\$210,698	**	100.0%
PMO Project Management FY-2008	02005-NTT-00-PS-AD : WA 10-05 PM	HNTB Corporation		\$1,699,900	-\$4,391	\$1,695,509	1	-0.26%	\$1,695,509	\$1,695,509	**	100.0%
PMO Project Management FY-2009	02005-NTT-00-PS-AD : WA 12/13 PM	HNTB Corporation		\$2,664,538	\$282,684	\$2,947,222	2	10.61%	\$2,947,222	\$2,947,222	**	100.0%
PMO Project Management FY-2010	02005-NTT-00-PS-AD : WA 15 PM	HNTB Corporation		\$2,095,670	\$967,604	\$3,063,273	3	46.17%	\$2,980,932	\$2,980,932	**	97.3%
PMO Project Management FY-2011	02005-NTT-00-PS-AD : WA 17 PM	HNTB Corporation		\$1,908,000		\$1,908,000	1		\$293,313	\$1,908,000	**	15.4%
Production Management Services	02058-NTT-00-PS-EN : WA 04 SH161	Atkins North America, Inc.		\$45,281		\$45,281	1		\$45,281	\$45,281	**	100.0%
Production Management Services	02058-NTT-00-PS-EN : WA 08 SH161	Atkins North America, Inc.		\$46,641		\$46,641			\$46,641	\$46,641	**	100.0%
Production Management Services FY-2009	02058-NTT-00-PS-EN : WA 09 SH161	Atkins North America, Inc.		\$176,621	-\$114,617	\$62,004	3	-64.89%	\$62,004	\$62,004	**	100.0%
Production Management Services FY-2010	02058-NTT-00-PS-EN : WA 10 SH161	Atkins North America, Inc.		\$12,700	-\$6,447	\$6,253	1	-50.76%	\$6,253	\$6,253	**	100.0%
Corridor Management Services	02359-SH161-00-PS-PM : WA 01	HDR Engineering, Inc.		\$822,393	-\$97,608	\$724,785	1	-11.87%	\$724,785	\$724,785	**	100.0%
Corridor Management Services FY-2009	02359-SH161-00-PS-PM : WA 02	HDR Engineering, Inc.		\$1,798,194	-\$309,320	\$1,488,874	3	-17.20%	\$1,488,874	\$1,488,874	**	100.0%
Corridor Management Services FY-2010	02359-SH161-00-PS-PM : WA 03	HDR Engineering, Inc.		\$1,734,800	-\$275,444	\$1,459,356	1	-15.88%	\$1,459,356	\$1,459,356	**	100.0%
Corridor Management Services FY-2011	02359-SH161-00-PS-PM : WA 04	HDR Engineering, Inc.		\$1,578,500		\$1,578,500			\$270,978	\$1,578,500	**	17.2%
Support to Design/Build Procurement	02418-NTT-00-PS-PM : WA 02	HDR Engineering, Inc.		\$119,360	-\$31,813	\$87,547	2	-26.65%	\$87,547	\$87,547	*	100.0%
EPDS Support Consulting Services	03139-NTT-00-IL-IT : TO 02 A	Go IT Services, Inc.		\$45,434		\$45,434			\$45,434	\$45,434	**	100.0%
Legal Services	DNT-525	Locke Lord Bissell & Liddell, LLP		\$1,995,727		\$1,995,727			\$1,995,727	\$1,995,727	**	100.0%
Miscellaneous Costs (Advertising, Postage & Delivery, etc.)	Multiple Contracts/Purchase Orders	Multiple Providers		\$20,414		\$20,414			\$20,414	\$20,414	**	100.0%
SUBTOTAL				\$17,020,973	\$364,546	\$17,385,518	21		\$14,380,968			
Planning			\$5,196,492									
Planning Services from I-20 to SH 183	02005-NTT-00-PS-AD : TO 172	HNTB Corporation		\$93,064		\$93,064			\$93,064	\$93,064	**	100.0%
Market Valuation	02005-NTT-00-PS-AD : WA 15 EN	HNTB Corporation		\$101,200	-\$70,074	\$31,126	1	-69.24%	\$31,126	\$31,126	**	100.0%
Pavement Rehab Analysis	02023-NTT-00-PS-MA : TO 50	Jacobs Engineering Group, Inc.		\$20,000		\$20,000			\$19,608	\$19,608	**	98.0%
Corridor Aerials	02586-NTT-00-PS-AD : TO 01 SH161	CCBN Texas, LP		\$490		\$490			\$490	\$490	*	100.0%
Travel Demand Modeling/Traffic Forecasting	02726-NTT-00-IL-PM : TO 01-02	NCTCOG		\$2,078	\$3,471	\$5,549	1	167.04%	\$5,549	\$5,549	**	100.0%
Preliminary T&R Study	DNT-544 : WA 2007-13 Pt 1 & 02	Wilbur Smith Associates, Inc.		\$288,970	\$17,390	\$306,360	1	6.02%	\$289,406	\$289,406	**	94.5%
Market Valuation Analysis	DNT-544 : WA 2007-13 Pt 3	Wilbur Smith Associates, Inc.		\$99,300		\$99,300			\$97,476	\$97,476	**	98.2%
Preliminary T&R Study Upgrade	DNT-544 : WA 2007-13 Pt 4	Wilbur Smith Associates, Inc.		\$312,781		\$312,781			\$304,643	\$304,643	**	97.4%
Independent Economic Review	DNT-544 : WA 2007-13 Pt 5	Wilbur Smith Associates, Inc.		\$129,850		\$129,850			\$128,289	\$128,289	**	98.8%
NCTCOG 2040 Demographic Forecast Analysis	DNT-544 : WA 2008-02 SH161	Wilbur Smith Associates, Inc.		\$5,104		\$5,104			\$5,104	\$5,104	*	100.0%
Toll Connector Schematic Volumes/Traffic Operational Analysis	DNT-544 : WA 2008-20	Wilbur Smith Associates, Inc.		\$179,000	\$28,953	\$207,953	2	16.17%	\$207,951	\$207,951	**	100.0%
Project Agreement Development Support	DNT-544 : WA 2008-23	Wilbur Smith Associates, Inc.		\$74,000	\$60,000	\$134,000	2	81.08%	\$132,527	\$132,527	**	98.9%
Investment Grade Study: T&R Evaluation Update & Project Financing	DNT-544 : WA 2009-09	Wilbur Smith Associates, Inc.		\$93,500	\$102,000	\$195,500	3	109.09%	\$194,944	\$194,944	**	99.7%
Sketch Level T&R Study Data Collection	DNT-544 : WA 2009-13 Pt 2 SH161	Wilbur Smith Associates, Inc.		\$6,159		\$6,159			\$6,159	\$6,159	**	100.0%
Project Development Support	DNT-544 : WA 2009-14 SH161	Wilbur Smith Associates, Inc.		\$39,300	\$42,500	\$81,800	1	108.14%	\$80,707	\$80,707	**	98.7%
Investment Grade T&R Study Update & Additional Financing Support	DNT-544 : WA 2010-05	Wilbur Smith Associates, Inc.		\$162,859	\$123,000	\$285,859	2	75.53%	\$285,859	\$285,859	**	100.0%
Data Collection	DNT-544 : WA 2010-17 SH161	Wilbur Smith Associates, Inc.		\$22,000		\$22,000	1		\$21,989	\$21,989	**	100.0%
Miscellaneous Financing Costs	Multiple Contracts/Purchase Orders	Multiple Providers		\$4,487,537	\$1,232,750	\$5,720,287	2	27.47%	\$3,780,171	\$5,718,895	**	66.1%
SUBTOTAL				\$6,117,192	\$1,539,990	\$7,657,182	16		\$5,685,062			
Design			\$14,520,140									
Landscape On-Call Support	02005-NTT-00-PS-AD : TO 324	HNTB Corporation		\$5,201		\$5,201			\$5,201	\$5,201	**	100.0%
South Segment Aerial Photography Services	02016-NTT-00-PS-IT : WA 07	Aero-Metric, Inc., DBA Markhurd		\$54,075		\$54,075			\$54,075	\$54,075	*	100.0%
Aerial Photography Services	02016-NTT-00-PS-IT : WA 08	Aero-Metric, Inc., DBA Markhurd		\$160,925		\$160,925			\$160,925	\$160,925	*	100.0%
Sand Stockpile Site Layouts	02023-NTT-00-PS-MA : TO 63	Jacobs Engineering Group, Inc.		\$20,000		\$20,000			\$16,170	\$16,170	**	80.9%
Phase 2 & 3 Toll Gantry Design	02443-SH161-00-PS-PM : WA 01	Cobb, Fendley & Associates, Inc.		\$819,917	\$121,201	\$941,118	4	14.78%	\$912,834	\$941,118	**	97.0%
Geotechnical Design Services	02444-SH161-01-PS-PM : WA 01	Kleinfelder Central, Inc.		\$1,283,294	-\$447,577	\$835,717	4	-34.88%	\$835,717	\$835,717	**	100.0%
Geotechnical Oversight for Retaining Walls	02444-SH161-01-PS-PM : WA 02	Kleinfelder Central, Inc.		\$1,929,567		\$1,929,567			\$672,697	\$1,929,567	**	34.9%
Miscellaneous Costs (Advertising)	Multiple Purchase Orders	Multiple Providers		\$3,378		\$3,378			\$3,378	\$3,378	**	100.0%
SUBTOTAL				\$4,276,357	-\$326,376	\$3,949,981	8		\$2,660,997			
Construction (includes Construction Management)			\$461,904,130									
DART Orange Line Visual Quality FY-2010	02005-NTT-00-PS-AD : WA 15-16 PM	HNTB Corporation		\$12,098	-\$7,098	\$5,000	2	-58.67%	\$3,805	\$3,805	**	76.1%
DART Orange Line Visual Quality FY-2011	02005-NTT-00-PS-AD : WA 17-20 PM	HNTB Corporation		\$7,200		\$7,200	1		\$7,200	\$7,200	**	100.0%
Phase 2 & 3 Toll Gantry Construction Management	02056-NTT-00-PS-EN : WA 63	Kellogg Brown & Root Services, Inc.		\$533,699		\$533,699	1		\$378,488	\$533,699	**	70.9%
Phase 2 Construction Management Services for Gantry Construction (Steel Inspection)	02056-NTT-00-PS-EN : WA 65	Kellogg Brown & Root Services, Inc.		\$89,588	-\$43,710	\$45,878	1	-48.79%	\$45,878	\$45,878	**	100.0%
Material Inspection and Testing Services	02166-NTT-00-IL-EN	TxDOT Fund		\$274		\$274			\$274	\$274	**	100.0%
Online Plan Room Services	02344-NTT-00-GS-PM : TO 03	Thomas Reprographics, Inc.		\$9,045		\$9,045			\$9,045	\$9,045	**	100.0%
Phase 4 Construction Management Services	02418-NTT-00-PS-PM : WA 03	HDR Engineering, Inc.		\$1,841,913	-\$1,097,161	\$744,752	1	-59.57%	\$744,752	\$744,752	**	100.0%
Phase 4 Construction Management Services	02418-NTT-00-PS-PM : WA 04	HDR Engineering, Inc.		\$20,736,200		\$20,736,200			\$3,410,926	\$20,736,200	**	16.4%
Phase 4 Design/Build	02622-SH161-00-DB-PM	Prairie Link Constructors JV		\$416,019,749	\$178,836	\$416,198,585	2	0.04%	\$146,624,119	\$416,198,585	**	35.2%
Phase 2 & 3 Steel for ML & Ramp Gantries	02623-SH161-00-CN-PM	AUI Contractors, LP		\$551,500	\$124,704	\$676,204	1	22.61%	\$676,204	\$676,204	*	100.0%
Phase 4 Owner Verification Services	02644-NTT-00-PS-PM : WA 02	Raba-Kistner Infrastructure, Inc.		\$325,585	-\$261,184	\$64,401	1	-80.22%	\$64,401	\$64,401	**	100.0%
Phase 4 Owner Verification Services FY-2010 thru 2012	02644-NTT-00-PS-PM : WA 04	Raba-Kistner Infrastructure, Inc.		\$3,257,970		\$3,257,970			\$818,350	\$3,256,546	**	25.1%
Phase 2 Construction of 5 Ramp Gantries & 1 ML Gantry	02664-SH161-01-CN-PM	Austin Bridge & Road, LP		\$3,988,685	\$1,543,986	\$5,532,671	14	38.71%	\$5,460,745	\$5,460,745	*	98.7%
Phase 3 Construction of 3 Ramp Gantries & 1 ML Gantry	02669-SH161-03-CN-PM	Omega Contracting, Inc.		\$2,701,566	\$46,789	\$2,748,355	4	1.73%	\$975,842	\$2,748,355	**	35.5%
ROW & Utility Oversight Services	02671-NTT-00-PS-PM : WA 01	U.S. Right of Way Acquisition Company, Inc.		\$480,931		\$480,931			\$279,331	\$480,931	**	58.1%
Electrical Service for Gantry at Lower Tarrant Road	02743-SH161-03-CN-PM	Oncor Electric Delivery Co.		\$23,172		\$23,172			\$23,127	\$23,127	**	99.8%
Electrical Service for Gantry at Egyptian Way	02744-SH161-04-CN-PM	Oncor Electric Delivery Co.		\$6,613		\$6,613			\$6,613	\$6,613	**	100.0%
Additional Pavement & Conduit at the Toll Gantries (AFA)	02748-SH161-00-IL-PM	TxDOT Fund		\$192,620		\$192,620			\$192,620	\$192,620	**	100.0%
Steel Paint System Upgrade & Retaining Wall Finish Testing	02766-SH161-00-IL-PM	TxDOT Fund		\$60,674		\$60,674			\$60,674	\$60,674	**	100.0%
Electrical Service for Gantry at Shady Grove	02772-SH161-02-GS-PM	Oncor Electric Delivery Co.		\$12,408		\$12,408			\$12,408	\$12,408	*	100.0%
Material Inspection & Testing Services 2011-2012	02941-NTT-00-IL-PM : TO 03	TxDOT Fund		\$703		\$703			\$703	\$703	**	100.0%
Electric Facilities for Lights, Signs & Future Sand Stockpile at Oakdale Road	03006-SH161-04-GS-PM	Oncor Electric Delivery Co.		\$20,032		\$20,032			\$20,032	\$20,032	**	100.0%
ROW & Utility Coordination & Utility Inspection Services	DNT-520 : WA 07 SH161	Atkins North America, Inc.		\$520,262	-\$226,145	\$294,117	2	-43.47%	\$294,117	\$294,117	**	100.0%

Note: The Estimate at Completion includes all currently committed contract values, as well as any pending contract values.

Monthly Project Delivery Report - July 2011

* Indicates contract is closed
 ** Indicates contract is inactive pending closure
 Estimate At Completion for closed or inactive contracts is equal to the Costs Incurred

(Continued on next page)



Monthly Corridor Program Status As Of May 31, 2011

President George Bush Turnpike Western Extension (SH 161)



Work Breakdown Structure			Estimate	Contract Actions				Expenditures	Summary Report			
Description	Contract Number	Contractor/Consultant	Level C	Contract Award	Contract Changes	Committed Contract Value	Number Of Contract Changes	Percent Change	Costs Incurred	Estimate At Completion	Status	Percent Incurred
Phase 4 Design/Build Proposal Stipend	Purchase Order	Granite Construction Company		\$2,070,773		\$2,070,773			\$2,070,773	\$2,070,773	*	100.0%
Phase 4 Design/Build Proposal Stipend	Purchase Order	Williams Brothers Construction Co., Inc.		\$2,070,773		\$2,070,773			\$2,070,773	\$2,070,773	*	100.0%
Miscellaneous Costs (Advertising, Communications, etc.)	Multiple Purchase Orders	Multiple Providers		\$55,399		\$55,399			\$55,399	\$55,399		100.0%
SUBTOTAL				\$455,589,432	\$259,017	\$455,848,449	30		\$164,299,399			
ITS and Toll Gantry Equipment												
System Infrastructure - Fiber Optics												
Fiber/Conduit Installation/Repair	02289-NTT-00-GS-IT : TO 02	AT&T		\$44,043		\$44,043			\$44,043	\$44,043		100.0%
Conduit Installation	02703-SH161-00-CN-IT	Future Telecom, Inc.		\$20,000	\$3,348	\$23,348	1	16.74%	\$23,348	\$23,348	*	100.0%
Trenching for Conduit for Telco Servers	02736-SH161-00-CN-IT	R. J. Carroll Company		\$10,000		\$10,000			\$7,155	\$7,155	**	71.6%
ITS System Components												
Access Control and CCTV for IT Building & MLG-11 Gantry PTZ	02105-NTT-00-CS-IT : WA 71	Securenet, Inc.		\$13,891		\$13,891			\$13,891	\$13,891	*	100.0%
Consulting Services	03139-NTT-00-IL-IT : TO 02 B	Go IT Services, Inc.		\$42,069		\$42,069			\$42,069	\$42,069		100.0%
ETC System Components												
Cabinets and Rails	02708-NTT-00-GS-IT : TO 01	Graybar Electric Co., Inc.		\$81,848		\$81,848			\$81,848	\$81,848	**	100.0%
Electrical Supplies	02717-NTT-00-GS-IT : TO 03	Falcon Electric, Inc.		\$6,525		\$6,525			\$6,525	\$6,525	*	100.0%
Rittal AC Wall Units	02734-NTT-00-GS-IT : TO 02	Davis Instruments		\$28,992		\$28,992			\$28,992	\$28,992	*	100.0%
Vehicle Enforcement System (VES) Intelligent Cameras	02786-NTT-00-GS-IT : TO 01	JAI, Inc.		\$66,248		\$66,248			\$66,248	\$66,248	**	100.0%
Electrical Supplies	02902-NTT-00-GS-IT : TO 09	Falcon Electric, Inc.		\$522		\$522			\$522	\$522		100.0%
Electrical Supplies	02910-NTT-00-GS-IT : TO 05	Graybar Electric Co., Inc.		\$49,497		\$49,497			\$49,497	\$49,497	*	100.0%
Electrical Supplies	02949-NTT-00-GS-IT : TO 01	Summers Group, Inc.		\$3,644		\$3,644			\$3,644	\$3,644		100.0%
ETC Components	DNT-483 : TO 03	Transcore Holdings, Inc.		\$189,743		\$189,743			\$189,743	\$189,743	*	100.0%
ETC Components	Multiple Purchase Orders	Altex Electronics, Ltd.		\$18,767		\$18,767			\$18,767	\$18,767		100.0%
Lane Controller Components	Multiple Purchase Orders	American Portwell Technology, Inc.		\$55,994		\$55,994			\$55,994	\$55,994		100.0%
Lane Equipment	Multiple Purchase Orders	Electronic Transaction Consultants Corp.		\$102,358		\$102,358			\$102,358	\$102,358		100.0%
Electrical Supplies	Multiple Purchase Orders	Falcon Electric, Inc.		\$10,611		\$10,611			\$10,611	\$10,611		100.0%
ETC Components	Multiple Purchase Orders	Hutton Communications, Inc.		\$17,108		\$17,108			\$17,108	\$17,108		100.0%
ETC Components	Multiple Purchase Orders	Lowe's Companies, Inc.		\$746		\$746			\$746	\$746		100.0%
ETC Components	Multiple Purchase Orders	Northstar Controls, LLC		\$33,282		\$33,282			\$33,282	\$33,282		100.0%
ETC Components	Multiple Purchase Orders	Transcore Holdings, Inc.		\$349,489		\$349,489			\$349,489	\$349,489		100.0%
Miscellaneous Costs (Advertising)	Multiple Purchase Orders	Multiple Providers		\$519		\$519			\$519	\$519		100.0%
Network & Back Office												
Uninterruptible Power Supplies	02717-NTT-00-GS-IT : TO 01	Falcon Electric, Inc.		\$72,360		\$72,360			\$72,360	\$72,360	*	100.0%
Uninterruptible Power Supplies	02902-NTT-00-GS-IT : TO 08	Falcon Electric, Inc.		\$2,546		\$2,546			\$2,546	\$2,546		100.0%
Cisco Network Equipment	03051-NTT-00-GS-IT : TO 01	AT&T		\$6,595		\$6,595			\$6,595	\$6,595		100.0%
Cisco Network & Backoffice Equipment	Multiple Purchase Orders	AT&T		\$59,734		\$59,734			\$59,734	\$59,734		100.0%
SUBTOTAL				\$1,287,131	\$3,348	\$1,290,479	1		\$1,287,634			
Others (ROW, Utilities, etc.)												
Utility Adjustments	02709-SH161-02-UR-PM	Oncor Electric Delivery Co.		\$25,546		\$25,546			\$25,546	\$25,546	*	100.0%
Mitigation Banking Credits for Impacts to Waters & Wetlands	02836-SH161-00-GS-PM	South Fork Trinity River Mitigation Bank		\$54,888		\$54,888			\$54,888	\$54,888	*	100.0%
SUBTOTAL				\$80,434		\$80,434			\$80,434			
Construction Contingency				\$34,958,666								
TOTAL				\$546,598,381	\$1,840,525	\$486,212,043	76		\$188,394,494			

Note: The Estimate at Completion includes all currently committed contract values, as well as any pending contract values.



Monthly Corridor Program Status As Of May 31, 2011

Chisholm Trail Parkway



Work Breakdown Structure			Estimate	Contract Actions					Expenditures	Summary Report		
Description	Contract Number	Contractor/Consultant	Level A	Contract Award	Contract Changes	Committed Contract Value	Number Of Contract Changes	Percent Change	Costs Incurred	Estimate At Completion	Status	Percent Incurred
Administration (includes Corridor Management and Legal)			\$39,281,226									
Project Management	02005-NTT-00-PS-AD : WA 07 PM	HNTB Corporation		\$220,000	-\$5,163	\$214,837	2	-2.35%	\$214,837	\$214,837	**	100.0%
PMO Project Management FY-2008	02005-NTT-00-PS-AD : WA 10-07 PM	HNTB Corporation		\$1,700,705	-\$320	\$1,700,385	1	-0.02%	\$1,700,385	\$1,700,385	**	100.0%
PMO Project Management FY-2009	02005-NTT-00-PS-AD : WA 12-07 PM	HNTB Corporation		\$3,001,416	-\$215,223	\$2,786,193	2	-7.17%	\$2,786,193	\$2,786,193	**	100.0%
PMO Project Management FY-2010 (SWP)	02005-NTT-00-PS-AD : WA 15-12 PM	HNTB Corporation		\$861,807	\$1,388,193	\$2,250,000	3	161.08%	\$2,248,392	\$2,248,392	**	99.9%
PMO Project Management FY-2010 (CT)	02005-NTT-00-PS-AD : WA 15-13 PM	HNTB Corporation		\$552,254	-\$87,254	\$465,000	3	-15.80%	\$395,183	\$395,183	**	85.0%
PMO Project Management FY-2011	02005-NTT-00-PS-AD : WA 17-09 PM	HNTB Corporation		\$3,585,600		\$3,585,600	1		\$440,891	\$3,585,600	**	12.3%
Production Management Services	02058-NTT-00-PS-EN : WA 04 SWP	Atkins North America, Inc.		\$130,677		\$130,677	1		\$130,677	\$130,677	**	100.0%
Production Management Services	02058-NTT-00-PS-EN : WA 08 SWP	Atkins North America, Inc.		\$273,192		\$273,192	1		\$273,192	\$273,192	**	100.0%
Production Management Services FY-2009	02058-NTT-00-PS-EN : WA 09 SWP	Atkins North America, Inc.		\$157,364	\$51,831	\$209,195	3	32.94%	\$209,195	\$209,195	**	100.0%
Production Management Services FY-2010	02058-NTT-00-PS-EN : WA 10 CTP	Atkins North America, Inc.		\$100,000	-\$12,686	\$87,314	1	-12.69%	\$87,314	\$87,314	**	100.0%
Production Management Services FY-2010	02058-NTT-00-PS-EN : WA 10 SWP	Atkins North America, Inc.		\$186,800	-\$36,318	\$150,482	1	-19.44%	\$150,482	\$150,482	**	100.0%
Section 6 Design/Build Procurement Support	02418-NTT-00-PS-PM : WA 05	HDR Engineering, Inc.		\$90,600		\$90,600	1		\$51,390	\$90,600	**	56.7%
Corridor Management FY-2009	02618-SWP-00-PS-PM : WA 01	Jacobs Engineering Group, Inc.		\$1,881,916	\$104,099	\$1,992,015	3	5.51%	\$1,992,014	\$1,992,014	**	100.0%
Corridor Management FY-2010	02618-SWP-00-PS-PM : WA 02	Jacobs Engineering Group, Inc.		\$2,762,300	-\$252,822	\$2,509,478	2	-9.15%	\$2,509,478	\$2,509,478	**	100.0%
Corridor Management FY-2011	02618-SWP-00-PS-PM : WA 03	Jacobs Engineering Group, Inc.		\$2,408,800	\$95,300	\$2,504,100	1	3.96%	\$626,825	\$2,504,100	**	25.0%
EPDS Support Consulting Services	03139-NTT-00-IL-IT : TO 04 A	Go IT Services, Inc.		\$45,434		\$45,434			\$45,434	\$45,434	**	100.0%
Legal Services	DNT-525	Locke Lord Bissell & Liddell, LLP		\$2,341,926		\$2,341,926			\$2,341,926	\$2,341,926	**	100.0%
Corridor Management	SWP-2 : SA 10, SA 12-15	Jacobs Engineering Group, Inc.			\$6,493,245	\$6,493,245	5		\$6,492,832	\$6,492,832	*	100.0%
Miscellaneous Costs (Advertising, Postage & Delivery, etc.)	Multiple Purchase Orders	Multiple Providers		\$5,840		\$5,840			\$5,840	\$5,840	**	100.0%
SUBTOTAL				\$20,312,631	\$7,522,882	\$27,835,513	30		\$22,702,480			
Planning			\$11,607,659									
Planning Services	02005-NTT-00-PS-AD : TO 106	HNTB Corporation		\$224,485		\$224,485			\$224,485	\$224,485	**	100.0%
Master Plan Development	02005-NTT-00-PS-AD : TO 151	HNTB Corporation		\$547,106		\$547,106			\$547,106	\$547,106	**	100.0%
ITS Master Plan	02005-NTT-00-PS-AD : TO 261	HNTB Corporation		\$25,365		\$25,365			\$25,365	\$25,365	**	100.0%
Additional Planning Services	02005-NTT-00-PS-AD : TO 703	HNTB Corporation		\$24,388		\$24,388			\$24,388	\$24,388	**	100.0%
Travel Demand Modeling	02726-NTT-00-IL-PM : TO 01-01	NCTCOG		\$13,145		\$13,145			\$13,145	\$13,145	**	100.0%
Section 2, 4, 5, and 6 Mitigation Banking Credits	03180-SWP-00-PS-PM	South Fork Trinity River Mitigation Bank		\$1,731,730		\$1,731,730			\$1,731,730	\$1,731,730	**	100.0%
Section 4 and 5 Mitigation Banking Credits	03181-SWP-00-PS-PM	Trinity River Mitigation Bank, LP							\$92,700		**	
Section 4 and 5 Mitigation Banking Credits	03182-SWP-00-PS-PM	Wellands Management, LP		\$202,350		\$202,350			\$202,350	\$202,350	**	
Preliminary T&R Study, Tarrant & Johnson Counties	DNT-244 : WA 05-01	Wilbur Smith Associates, Inc.		\$167,500		\$167,500			\$167,500	\$167,500	*	100.0%
Toll Feasibility Study from I-30 to Allamesa Blvd.	DNT-357 : WA 44	HNTB Corporation		\$28,000		\$28,000			\$20,073	\$20,073	*	71.7%
3D Visualization - Alternatives	DNT-454 : TO 01/02	Half Associates, Inc.		\$89,082		\$89,082			\$88,771	\$88,771	*	99.7%
Investment Grade Study	DNT-544 : WA 2005-08	Wilbur Smith Associates, Inc.		\$731,000	\$60,000	\$791,000	1	8.21%	\$770,459	\$791,000	**	97.4%
Investment Grade Study Update	DNT-544 : WA 2007-14 Pt 1	Wilbur Smith Associates, Inc.		\$209,774		\$209,774			\$207,603	\$207,603	**	99.0%
Pre-Sketch & Sketch Level T&R Study	DNT-544 : WA 2008-05	Wilbur Smith Associates, Inc.		\$139,000		\$139,000			\$135,174	\$135,174	**	97.2%
Pre-Sketch Level T&R Study	DNT-544 : WA 2008-11	Wilbur Smith Associates, Inc.		\$147,000		\$147,000			\$145,064	\$145,064	**	98.7%
Investment Grade T&R Studies	DNT-544 : WA 2008-16	Wilbur Smith Associates, Inc.		\$341,000		\$341,000			\$340,710	\$341,000	**	99.9%
Investment Grade Study: T&R Evaluation Update & Project Financing Technical Support	DNT-544 : WA 2009-10	Wilbur Smith Associates, Inc.		\$92,000		\$92,000			\$88,184	\$88,184	**	95.9%
Project Development Support	DNT-544 : WA 2009-14 SWP	Wilbur Smith Associates, Inc.		\$3,200		\$3,200	1		\$3,180	\$3,180	**	99.4%
Preliminary T&R Study	DNT-544 : WA 2010-06	Wilbur Smith Associates, Inc.		\$85,000		\$85,000			\$84,643	\$85,000	**	99.6%
Data Collection	DNT-544 : WA 2010-17 SWP	Wilbur Smith Associates, Inc.		\$25,300		\$25,300	1		\$24,987	\$25,300	**	98.8%
Investment Grade T&R Study	DNT-544 : WA 2010-20	Wilbur Smith Associates, Inc.		\$93,000	\$156,000	\$249,000	1	167.74%	\$180,154	\$249,000	**	72.4%
Independent Economic Review 2011	DNT-544 : WA 2011-03 Pt 1	Wilbur Smith Associates, Inc.		\$105,000		\$105,000			\$105,000	\$105,000	**	
Traffic & Revenue Services 2011	DNT-544 : WA 2011-03 Pt 2	Wilbur Smith Associates, Inc.		\$276,000		\$276,000			\$276,000	\$276,000	**	
Planning Services	SWP-2 : SA 1-9, SA 11	Jacobs Engineering Group, Inc.		\$2,200,000	\$2,742,374	\$4,942,374	10	124.65%	\$4,942,374	\$4,942,374	*	100.0%
Miscellaneous Asbestos Abatement Costs	Multiple Purchase Orders	Texas Department of Health		\$6,885		\$6,885			\$6,885	\$6,885	**	100.0%
Miscellaneous Costs (Postage & Delivery, Public Event Expense)	Multiple Purchase Orders	Multiple Providers		\$138		\$138			\$138	\$138	**	100.0%
Miscellaneous Financing Costs	Multiple Purchase Orders	Multiple Providers		\$3,694,544	\$863,500	\$4,558,044	2	23.37%	\$2,019,173	\$4,540,386	**	44.3%
SUBTOTAL				\$11,201,992	\$3,821,874	\$15,023,866	16		\$11,791,291			
Design			\$57,222,507									
Design Consulting Services	02015-SWP-00-PS-AD	Gideon Toal, Inc.		\$65,000		\$65,000			\$40,540	\$40,540	*	62.4%
Primary Control Network Survey Services	02016-NTT-00-PS-IT : WA 02	Aero-Metric, Inc., DBA Markhurd		\$39,130		\$39,130			\$39,130	\$39,130	**	100.0%
MEP Design Consulting Services	02023-NTT-00-PS-MA : WA 42	Jacobs Engineering Group, Inc.		\$30,850		\$30,850			\$7,958	\$7,958	**	25.8%
Design & Construction Coordination, Centennial Rail Yard	02074-SWP-01-CS-EN	Union Pacific Railroad Co.		\$100,000		\$100,000			\$94,184	\$94,184	*	94.2%
Section 1 PS&E	02075-SWP-01-PS-EN	Aecom USA, Inc.		\$5,800,242	\$2,375,546	\$8,175,787	13	40.96%	\$8,132,313	\$8,823,741	**	99.5%
Section 2 PS&E	02077-SWP-01-PS-EN	Kimley-Horn & Associates, Inc.		\$3,693,176	\$2,006,154	\$5,699,330	13	54.32%	\$5,655,059	\$6,137,530	**	99.2%
Section 2B PS&E	02079-SWP-01-PS-EN	Bridgefarmer & Associates, Inc.		\$3,407,918	\$2,157,672	\$5,565,590	15	63.31%	\$5,147,530	\$5,565,590	**	92.5%
Section 3 PS&E	02081-SWP-01-PS-EN	HDR Engineering, Inc.		\$9,530,775	\$2,255,132	\$11,785,907	16	23.66%	\$11,668,267	\$12,205,907	**	99.0%
Section 4 PS&E	02083-SWP-01-PS-EN	Kennedy Consulting, Ltd.		\$2,939,094	\$1,847,959	\$4,787,053	11	62.88%	\$4,787,053	\$5,087,053	**	100.0%
Landscape Design Services	02087-SWP-00-PS-MA	HNTB Corporation		\$801,613	\$236,000	\$1,037,613	6	29.44%	\$1,030,574	\$1,037,613	**	99.3%
Signal Design	02212-SWP-01-IL-EN	City of Fort Worth		\$280,000		\$280,000	1		\$270,000	\$270,000	**	96.4%
Section 3A Retaining Wall Engineer	02557-NTT-00-PS-PM : WA 03	Kleinfelder Central, Inc.		\$248,066	-\$96,443	\$151,623	3	-38.88%	\$151,623	\$151,623	**	100.0%
Section 2C Retaining Wall Engineer	02557-NTT-00-PS-PM : WA 04	Kleinfelder Central, Inc.		\$59,183	-\$1,037	\$58,146	2	-1.75%	\$58,146	\$58,146	**	100.0%
Section 3B, 4 & 5 Retaining Wall Engineer	02557-NTT-00-PS-PM : WA 09	Kleinfelder Central, Inc.		\$205,895		\$205,895	1		\$134,790	\$205,895	**	65.5%
Sections 1 and 2 Independent Review of Geotechnical Report	02589-NTT-00-PS-PM : WA 02-03	Atkins North America, Inc.		\$43,536	-\$19,120	\$24,415	3	-43.92%	\$24,415	\$24,415	**	100.0%
Section 2B Independent Review of Geotechnical Report	02589-NTT-00-PS-PM : WA 04	Atkins North America, Inc.		\$46,559	-\$41,677	\$4,881	1	-89.51%	\$4,881	\$4,881	**	100.0%
Sections 1, 2, & 2B Retaining Wall Engineer	02589-NTT-00-PS-PM : WA 05	Atkins North America, Inc.		\$222,280		\$222,280	1		\$123,183	\$222,280	**	55.4%
Section 5 Redesign Services	03105-SWP-02-IL-PM	TxDOT Fund		\$288,450		\$288,450			\$288,450	\$288,450	**	100.0%
Professional Surveying Services	SWP-7	Gorrodona & Associates, Inc.		\$1,810,000	-\$356,595	\$1,453,405	8	-19.70%	\$1,389,219	\$1,453,405	**	95.6%
Collection of Design Data	SWP-9	Aero-Metric, Inc., DBA Markhurd		\$165,935	\$4,470	\$170,405	1	2.69%	\$170,405	\$170,405	*	100.0%
Miscellaneous Costs (Advertising)	Multiple Purchase Orders	Multiple Providers		\$8,467		\$8,467			\$8,467	\$8,467	**	100.0%
SUBTOTAL				\$29,786,169	\$10,368,061	\$40,154,227	95		\$39,226,187			

(Continued on next page)

Note: Currently TxDOT's portion of the cost is approximately \$154,311,718, ARRA funding provides \$116,646,469 and the City of Fort Worth's portion of the cost at this time is approximately \$56,475,999. NCTCOG through TxDOT is allocating \$205,470,000. The \$95,000,000 originally agreed upon in contract 02659 for UPRR related work is split between contract 02659 Hump Lead Agreement (Construction section), Formal Agreement (Others section) and contract 02789 Section 2C construction (Construction section). The Estimate at Completion includes all currently committed contract values, as well as any pending contract values.

Monthly Project Delivery Report - July 2011

* Indicates contract is closed
** Indicates contract is inactive pending closure

Estimate At Completion for closed or inactive contracts is equal to the Costs Incurred **39**



Monthly Corridor Program Status As Of May 31, 2011

Chisholm Trail Parkway



Work Breakdown Structure			Estimate	Contract Actions					Expenditures	Summary Report		
Description	Contract Number	Contractor/Consultant	Level A	Contract Award	Contract Changes	Committed Contract Value	Number Of Contract Changes	Percent Change	Costs Incurred	Estimate At Completion	Status	Percent Incurred
Construction (includes Construction Management)			\$891,831,879									
Constructability and Plan Review Services	02058-NTT-00-PS-EN : WA 02	Atkins North America, Inc.		\$296,200		\$296,200			\$295,980	\$295,980	**	99.9%
Section 2C Interim Construction Management Services	02058-NTT-00-PS-EN : WA 11	Atkins North America, Inc.		\$49,537		\$49,537			\$48,416	\$48,416	**	97.7%
Section 2C Construction Management	02058-NTT-00-PS-EN : WA 12	Atkins North America, Inc.		\$2,210,980		\$2,210,980	1		\$1,434,524	\$2,210,980		64.9%
Section 2B Construction Management	02058-NTT-00-PS-EN : WA 13	Atkins North America, Inc.		\$3,465,576		\$3,465,576			\$1,262	\$3,465,576		0.04%
Section 1 Construction	02076-SWP-01-CN-PM	Williams Brothers Construction Co., Inc.								\$122,560,414		
Section 2 Construction	02078-SWP-01-CN-PM	Webber, LLC								\$77,782,579		
Section 2B Construction	02080-SWP-01-CN-PM	Austin Bridge & Road, LP		\$56,237,606		\$56,237,606			\$1,151,555	\$56,237,606		2.0%
Section 4 Construction	02084-SWP-01-CN-PM	SEMA Construction, Inc.								\$59,959,713		
Material Inspection and Testing Services	02166-NTT-00-IL-EN	TxDOT Fund		\$3,102		\$3,102			\$3,102	\$3,102	**	100.0%
Section 1 Construction Management	02424-NTT-00-PS-PM	Tollway Transportation Team								\$6,299,600		
Online Plan Room Services	02344-NTT-00-GS-PM : TO 05	Thomas Reprographics, Inc.		\$51,028		\$51,028			\$51,028	\$51,028		100.0%
Section 2C Wall Engineer Construction Phase Services	02557-NTT-00-PS-PM : WA 06	Kleinfelder Central, Inc.		\$167,002		\$167,002	1		\$99,606	\$167,002		59.6%
Section 3A Wall Engineer Construction Phase Services	02557-NTT-00-PS-PM : WA 07	Kleinfelder Central, Inc.		\$257,326		\$257,326	1		\$41,002	\$257,326		15.9%
Section 2C Independent Assurance Services	02644-NTT-00-PS-PM : WA 05	Raba-Kistner Infrastructure, Inc.		\$177,181	\$23,953	\$201,134	1	13.52%	\$159,489	\$201,134		79.3%
Section 2B Independent Assurance Services	02644-NTT-00-PS-PM : WA 06	Raba-Kistner Infrastructure, Inc.		\$293,980		\$293,980			\$18,026	\$293,980		6.1%
Davidson Yard & Hump Lead Agreement ¹	02659-SWP-01-IL-PM	Union Pacific Railroad Co.		\$2,452,000		\$2,452,000			\$2,285,007	\$2,452,000		93.2%
Section 3B Construction	02720-SWP-01-CN-PM	Texas Sterling Construction, LP								\$91,241,537		
Section 2C Construction ¹	02789-SWP-00-CN-PM	Austin Bridge & Road, LP		\$21,735,684	\$1,056,762	\$22,792,446	17	4.86%	\$17,036,136	\$22,792,446		74.7%
Section 2C Material Testing Services	02812-SWP-02-PS-PM : WA 01	Alpha Testing, Inc.		\$505,067		\$505,067	1		\$438,416	\$505,067		86.8%
Section 2B Material Testing Services	02812-SWP-02-PS-PM : WA 02	Alpha Testing, Inc.		\$1,211,272		\$1,211,272				\$1,211,272		
Section 2 Construction Management	02875-SWP-01-PS-PM	Lamb-Star Engineering, LP								\$5,668,500		
Section 3B Construction Management	02876-SWP-01-PS-PM	DFW Construction Management Partners								\$5,805,900		
Section 4 Construction Management	02877-SWP-01-PS-PM	Brown & Gay Engineers, Inc.								\$4,486,000		
Section 3B Materials Testing Services	02878-SWP-01-PS-PM	Mas-Tek Engineering & Associates, Inc.								\$1,584,519		
Section 2 Materials Testing Services	02879-SWP-01-PS-PM	Alliance Geotechnical Group								\$1,708,000		
Section 4 Materials Testing Services	02880-SWP-01-PS-PM	Mactec Engineering & Consulting, Inc.								\$972,811		
Section 1 Materials Testing Services	02883-SWP-01-PS-PM	Mactec Engineering & Consulting, Inc.								\$2,135,500		
Section 6 Construction Management	02917-SWP-03-PS-PM	HDR Engineering, Inc.								\$5,475,500		
Section 6 Owner Verification Services	02919-SWP-03-PS-PM	Raba-Kistner Infrastructure, Inc.								\$1,248,500		
Sections 1 - 5 Material Inspection & Testing Services 2011-2012	02941-NTT-00-IL-PM : TO 06	TxDOT Fund		\$1,942		\$1,942			\$1,942	\$1,942		100.0%
Section 6 Construction Design/Build	02947-SWP-03-DB-PM	Granite Construction Company								\$167,755,000		
Section 2C Flagging Services	02991-SWP-01-PS-PM	Union Pacific Railroad Co.		\$180,000	\$265,000	\$445,000	2	147.22%	\$335,456	\$445,000		75.4%
Section 2B Flagging Services	03082-SWP-01-PS-PM	Union Pacific Railroad Co.		\$1,400,000		\$1,400,000				\$1,400,000		
Pre-construction Activities	DNT-520 : WA 03 SWP	Atkins North America, Inc.		\$84,296		\$84,296			\$84,287	\$84,287	**	100.0%
Mockup Wall Panel Frame Installation	Purchase Order	Rebcon, Inc.		\$15,935		\$15,935			\$15,935	\$15,935		100.0%
Miscellaneous Costs (Advertising, Communications, etc.)	Multiple Purchase Orders	Multiple Providers		\$94,935		\$94,935			\$94,935	\$94,935		100.0%
SUBTOTAL				\$90,890,649	\$1,345,715	\$92,236,364	24		\$23,596,104			
ITS and Toll Gantry Equipment			\$11,144,870									
ITS System Components												
Consulting Services	03139-NTT-00-IL-IT : TO 04B	Go IT Services, Inc.		\$18,204		\$18,204			\$18,204	\$18,204		100.0%
SUBTOTAL				\$18,204		\$18,204			\$18,204			
Others (ROW, Utilities, etc.)			\$355,532,490									
Utility Adjustments	Multiple Contracts	Multiple Providers		\$16,185,800	\$188,435	\$16,374,236	4	1.16%	\$5,917,417	\$16,374,236		36.1%
Utility Adjustments	Multiple Contracts	Multiple Providers		\$5,686,536	\$152,330	\$5,838,866	3	2.68%	\$4,365,434	\$4,365,434	**	74.8%
Utility Adjustments	Multiple Contracts	Multiple Providers		\$1,046,034	\$9,132	\$1,055,166	2	0.87%	\$900,485	\$900,485	*	85.3%
Formal Agreement between City of Fort Worth, TxDOT & UPRR ¹	02659-SWP-01-IL-PM : TO 02	Union Pacific Railroad Co.		\$92,548,000	-\$9,903,247	\$82,644,753	7	-10.70%	\$33,085,692	\$82,644,753		40.0%
Section 5 ROW Coordination Services	02671-NTT-00-PS-PM : WA 03	U.S. Right of Way Acquisition Company, Inc.		\$53,200		\$53,200			\$53,025	\$53,025	**	99.7%
Section 6 ROW Coordination Services	02671-NTT-00-PS-PM : WA 04	U.S. Right of Way Acquisition Company, Inc.		\$138,800		\$138,800			\$138,786	\$138,786	**	100.0%
Section 5 Utility Coordination Services	02671-NTT-00-PS-PM : WA 05	U.S. Right of Way Acquisition Company, Inc.		\$514,300		\$514,300				\$514,300		
Section 5 ROW Coordination Services	02671-NTT-00-PS-PM : WA 06	U.S. Right of Way Acquisition Company, Inc.		\$211,700		\$211,700				\$211,700		
ROW Coordination	DNT-520 : WA 04 + 06B	Atkins North America, Inc.		\$225,000	\$733,281	\$958,281	2	325.90%	\$955,839	\$955,839	**	99.7%
ROW & Utility Coordination & Utility Inspection Services	DNT-520 : WA 07 SWP	Atkins North America, Inc.		\$754,832	\$64,956	\$819,788	3	8.61%	\$819,788	\$819,788	**	100.0%
Miscellaneous Costs (Travel Expense, etc.)	Multiple Purchase Orders	Multiple Providers		\$755		\$755			\$755	\$755		100.0%
SUBTOTAL				\$117,364,957	-\$8,755,113	\$108,609,845	21		\$46,237,221			
Construction Contingency			\$67,523,225									
TOTAL			\$1,434,143,856	\$269,574,602	\$14,303,419	\$283,878,019	186		\$143,571,487			
Reimbursements to NTTA			\$167,945,999									
Davidson Yard & Hump Lead Agreement	02659-SWP-01-IL-PM : TO 01	City of Fort Worth		\$1,976,000		\$1,976,000			\$1,866,864	\$1,976,000		
Toll Equity Grant	02659-SWP-01-IL-PM : TO 03	TxDOT		\$49,869,999		\$49,869,999			\$31,266,989	\$49,869,999		
SUBTOTAL				\$51,845,999		\$51,845,999			\$33,133,853			
Work Performed by Others			\$364,958,187									
TOTAL NTTA COSTS			\$901,239,670	\$217,728,603	\$14,303,419	\$232,032,020	186		\$110,437,634			

Note: Currently TxDOT's portion of the cost is approximately \$154,311,718, ARRA funding provides \$116,646,469 and the City of Fort Worth's portion of the cost at this time is approximately \$56,475,999. NCTCOG through TxDOT is allocating \$205,470,000.
¹The \$95,000,000 originally agreed upon in contract 02659 for UPRR related work is split between contract 02659 Hump Lead Agreement (Construction section), Formal Agreement (Others section) and contract 02789 Section 2C construction (Construction section).
 The Estimate at Completion includes all currently committed contract values, as well as any pending contract values.



Monthly Corridor Program Status As Of May 31, 2011

Dallas North Tollway Phase 4A



Work Breakdown Structure			Estimate	Contract Actions					Expenditures	Summary Report		
Description	Contract Number	Contractor/Consultant	Level F ¹	Contract Award	Contract Changes	Committed Contract Value	Number Of Contract Changes	Percent Change	Costs Incurred	Estimate At Completion	Status	Percent Incurred
Administration (includes Corridor Management and Legal)												
Project Management	02005-NTT-00-PS-AD : WA 01 Pt 1 PD	HNTB Corporation		\$461,356	-\$275,830	\$185,526	1	-59.79%	\$185,526	\$185,526	**	100.0%
PMO Project Management	02005-NTT-00-PS-AD : WA 03 Pt 1 PM	HNTB Corporation		\$128,740	-\$5,613	\$123,127	2	-4.36%	\$123,127	\$123,127	**	100.0%
PMO Project Management FY-2008	02005-NTT-00-PS-AD : WA 10-03 Pt 1 PM	HNTB Corporation		\$808,707	-\$496	\$808,211	1	-0.06%	\$808,211	\$808,211	**	100.0%
PMO Project Management FY-2009	02005-NTT-00-PS-AD : WA 12-03 Pt 1 PM	HNTB Corporation		\$540,339	-\$129,986	\$410,353	2	-24.06%	\$410,353	\$410,353	**	100.0%
PMO Project Management FY-2010	02005-NTT-00-PS-AD : WA 15-01 PM	HNTB Corporation		\$80,445	-\$42,845	\$37,600	3	-53.26%	\$37,524	\$37,524	**	99.8%
PMO Project Management FY-2011	02005-NTT-00-PS-AD : WA 17-01 PM	HNTB Corporation		\$43,200		\$43,200	1			\$43,200		
Production Management Services	02058-NTT-00-PS-EN : WA 04 DNT4A	Atkins North America, Inc.		\$7,622		\$7,622	1		\$7,622	\$7,622	**	100.0%
Production Management Services	02058-NTT-00-PS-EN : WA 08 DNT4A	Atkins North America, Inc.		\$12,030		\$12,030			\$12,030	\$12,030	**	100.0%
Production Management Services FY-2009	02058-NTT-00-PS-EN : WA 09 DNT4A	Atkins North America, Inc.		\$83,329	-\$62,345	\$20,984	3	-74.82%	\$20,984	\$20,984	**	100.0%
Legal Services	DNT-525	Locke Lord Bissell & Liddell, LLP		\$273,375		\$273,375			\$273,375	\$273,375		100.0%
Miscellaneous Costs (Public Event Expense, etc.)	Multiple Purchase Orders	Multiple Providers		\$4,103		\$4,103			\$4,103	\$4,103		100.0%
SUBTOTAL				\$2,443,246	-\$517,115	\$1,926,131	14		\$1,882,855			
Planning												
Planning Services	02005-NTT-00-PS-AD : TO 711	HNTB Corporation		\$51,705		\$51,705			\$51,705	\$51,705	**	100.0%
Feasibility of Alignment Alternatives	02005-NTT-00-PS-AD : WA 07 EN	HNTB Corporation		\$110,055	-\$94,537	\$15,518	1	-85.90%	\$15,518	\$15,518	**	100.0%
Project Development and Environmental Documentation	02280-DNT-00-PS-PD : TO 01	Half Associates, Inc.		\$811,767		\$811,767			\$811,767	\$811,767	**	100.0%
Property Agreement Advisory Services	02719-NTT-00-CS-PM : WA 01-01	James W. Griffin		\$4,670		\$4,670			\$4,661	\$4,661	**	99.8%
Property Agreement Advisory Services FY-2010	02719-NTT-00-CS-PM : WA 02-01	James W. Griffin		\$11,021	-\$5,975	\$5,046	1	-54.21%	\$5,046	\$5,046	**	100.0%
Property Agreement Advisory Services FY-2011	02719-NTT-00-CS-PM : WA 03-01	James W. Griffin		\$8,838		\$8,838			\$1,720	\$8,838		19.5%
Feasibility of Alignment Alternatives	DNT-357 : WA 34	HNTB Corporation		\$170,400	-\$110,055	\$60,345	1	-64.59%	\$60,167	\$60,167	*	99.7%
Alignment Adjustments	DNT-454 : TO 05	Half Associates, Inc.		\$20,034		\$20,034			\$20,034	\$20,034	*	100.0%
Sketch Level T&R Study	DNT-544 : WA 2007-18 Pt 1	Wilbur Smith Associates, Inc.		\$77,500	\$15,000	\$92,500	1	19.35%	\$90,341	\$90,341	**	97.7%
Schematic Level Traffic Projections	DNT-544 : WA 2007-18 Pt 2	Wilbur Smith Associates, Inc.		\$45,000		\$45,000			\$44,974	\$44,974	**	99.9%
Mobile Source Air Toxics and Environmental Justice Impacts Analysis	FSF-46 : TO 02 DNT4A	NCTCOG		\$15,420		\$15,420			\$15,420	\$15,420	*	100.0%
Miscellaneous Costs (Public Event Expense, etc.)	Multiple Purchase Orders	Multiple Providers		\$4,678		\$4,678			\$4,678	\$4,678		100.0%
SUBTOTAL				\$1,331,088	-\$195,567	\$1,135,521	4		\$1,126,031			
Design												
Aerial Photography Services	02016-NTT-00-PS-IT : WA 04 DNT4A	Aero-Metric, Inc., DBA Markhurd		\$76,513		\$76,513			\$76,513	\$76,513	*	100.0%
Aerial Photography & Surveying	CIF-161 : WA 01 4A	Aero-Metric, Inc., DBA Markhurd		\$14,120		\$14,120			\$14,120	\$14,120	*	100.0%
SUBTOTAL				\$90,633		\$90,633			\$90,633			
Construction (includes Construction Management)												
ITS and Toll Gantry Equipment												
Others (ROW, Utilities, etc.)												
Construction Contingency												
TOTAL				\$3,864,967	-\$712,682	\$3,152,285	18		\$3,099,519			
Reimbursements to NTTA												
Aerial Photography & Surveying	FSF-85	Collin County and Town of Prosper		\$14,120		\$14,120			\$14,120	\$14,120		
SUBTOTAL				\$14,120		\$14,120			\$14,120			
TOTAL NTTA COSTS				\$3,850,847	-\$712,682	\$3,138,165	18		\$3,085,399			

Note: The Estimate at Completion includes all currently committed contract values, as well as any pending contract values.

¹ Estimates are not provided at this time.



Monthly Corridor Program Status As Of May 31, 2011

Dallas North Tollway Phase 4B/5A



Work Breakdown Structure			Estimate	Contract Actions					Expenditures	Summary Report		
Description	Contract Number	Contractor/Consultant	Level F ¹	Contract Award	Contract Changes	Committed Contract Value	Number Of Contract Changes	Percent Change	Costs Incurred	Estimate At Completion	Status	Percent Incurred
Administration (includes Corridor Management and Legal)												
Project Management	02005-NTT-00-PS-AD : WA 01 Pt 2 PD	HNTB Corporation		\$230,644	-\$137,890	\$92,754	1	-59.78%	\$92,754	\$92,754	**	100.0%
PMO Project Management	02005-NTT-00-PS-AD : WA 03 Pt 2 PM	HNTB Corporation		\$64,360	-\$2,806	\$61,554	2	-4.36%	\$61,554	\$61,554	**	100.0%
PMO Project Management FY-2008	02005-NTT-00-PS-AD : WA 10-03 Pt 2 PM	HNTB Corporation		\$404,293	-\$237	\$404,056	1	-0.06%	\$404,056	\$404,056	**	100.0%
PMO Project Management FY-2009	02005-NTT-00-PS-AD : WA 12-03 Pt 2 PM	HNTB Corporation		\$231,574	\$213,855	\$445,429	2	92.35%	\$445,429	\$445,429	**	100.0%
PMO Project Management FY-2010	02005-NTT-00-PS-AD : WA 15-02 PM	HNTB Corporation		\$589,792	\$260,208	\$850,000	3	44.12%	\$759,785	\$759,785	**	89.4%
PMO Project Management FY-2011	02005-NTT-00-PS-AD : WA 17-02 PM	HNTB Corporation		\$460,800		\$460,800	1		\$92,292	\$460,800		20.0%
Production Management Services	02058-NTT-00-PS-EN : WA 04 DNT4B	Atkins North America, Inc.		\$3,810		\$3,810	1		\$3,810	\$3,810	**	100.0%
Production Management Services	02058-NTT-00-PS-EN : WA 08 DNT4B	Atkins North America, Inc.		\$6,015		\$6,015			\$6,015	\$6,015	**	100.0%
Production Management Services FY-2009	02058-NTT-00-PS-EN : WA 09 DNT4B	Atkins North America, Inc.		\$55,552	-\$47,825	\$7,727	3	-86.09%	\$7,727	\$7,727	**	100.0%
Production Management Services FY-2010	02058-NTT-00-PS-EN : WA 10 4B5A	Atkins North America, Inc.		\$87,200	-\$27,792	\$59,408	1	-31.87%	\$59,408	\$59,408	**	100.0%
Legal Services	DNT-525	Locke Lord Bissell & Liddell, LLP		\$70,485		\$70,485			\$70,485	\$70,485		100.0%
SUBTOTAL				\$2,204,525	\$257,513	\$2,462,038	15		\$2,003,315			
Planning												
Planning Services	02005-NTT-00-PS-AD : TO 712	HNTB Corporation		\$20,431		\$20,431			\$20,431	\$20,431	**	100.0%
Project Development and Environmental Documentation	02280-DNT-00-PS-PD : TO 02	Half Associates, Inc.		\$1,485,058	\$45,544	\$1,530,603	3	3.07%	\$1,428,132	\$1,530,603		93.3%
Property Agreement Advisory Services	02719-NTT-00-CS-PM : WA 01-02	James W. Griffin		\$17,250	\$10,000	\$27,250	1	57.97%	\$27,250	\$27,250	**	100.0%
Property Agreement Advisory Services FY-2010	02719-NTT-00-CS-PM : WA 02-02	James W. Griffin		\$63,096	\$931	\$64,027	1	1.48%	\$64,027	\$64,027	**	100.0%
Property Agreement Advisory Services FY-2011	02719-NTT-00-CS-PM : WA 03-02	James W. Griffin		\$64,061		\$64,061			\$10,945	\$64,061		17.1%
Mobile Source Air Toxics and Environmental Justice Analyses	02726-NTT-00-IL-PM : TO 03	NCTCOG		\$16,000		\$16,000				\$16,000		
Property Agreement Renewals	C-156 : TO 156-01	James W. Griffin		\$30,238		\$30,238			\$30,238	\$30,238	*	100.0%
Base Map Data Collection	CIF-161 : WA 01 4B5A	Aero-Metric, Inc., DBA Markhurd		\$31,795		\$31,795			\$31,795	\$31,795	*	100.0%
Potential Alignment Analysis	DNT-357 : WA 12	HNTB Corporation		\$92,603		\$92,603			\$57,493	\$92,603	*	62.1%
Data Collection and Sketch Level T&R Analysis	DNT-544 : WA 2010-12 Pt 1	Wilbur Smith Associates, Inc.		\$94,300		\$94,300			\$91,370	\$94,300	**	96.9%
Schematic Traffic Development	DNT-544 : WA 2010-12 Pt 2	Wilbur Smith Associates, Inc.		\$76,400		\$76,400			\$61,263	\$76,400	**	80.2%
Miscellaneous Costs (Public Event Expense, Reproduction)	Multiple Purchase Orders	Multiple Providers		\$13,258		\$13,258			\$13,258	\$13,258		100.0%
SUBTOTAL				\$2,004,490	\$56,475	\$2,060,966	5		\$1,836,202			
Design												
Construction (includes Construction Management)												
ITS and Toll Gantry Equipment												
Others (ROW, Utilities, etc.)												
Construction Contingency												
TOTAL				\$4,209,015	\$313,988	\$4,523,004	20		\$3,839,517			

Note: The Estimate at Completion includes all currently committed contract values, as well as any pending contract values.

¹ Estimates are not provided at this time.



Monthly Corridor Program Status As Of May 31, 2011

State Highway 170



Work Breakdown Structure			Estimate	Contract Actions					Expenditures	Summary Report		
Description	Contract Number	Contractor/Consultant	Level F ¹	Contract Award	Contract Changes	Committed Contract Value	Number Of Contract Changes	Percent Change	Costs Incurred	Estimate At Completion	Status	Percent Incurred
Administration (includes Corridor Management and Legal)												
GEC Services	02005-NTT-00-PS-AD : TO 704	HNTB Corporation		\$65,025		\$65,025			\$65,025	\$65,025	**	100.0%
PMO Project Management	02005-NTT-00-PS-AD : WA 02 PM	HNTB Corporation		\$278,400	-\$47,327	\$231,073	2	-17.00%	\$230,682	\$230,682	**	99.8%
PMO Project Management FY-2008	02005-NTT-00-PS-AD : WA 10-02 PM	HNTB Corporation		\$999,900	-\$4,140	\$995,760	1	-0.41%	\$995,760	\$995,760	**	100.0%
PMO Project Management FY-2009	02005-NTT-00-PS-AD : WA 12-02 PM	HNTB Corporation		\$1,474,852	-\$1,066,294	\$408,558	2	-72.30%	\$408,558	\$408,558	**	100.0%
PMO Project Management FY-2010	02005-NTT-00-PS-AD : WA 15-07 PM	HNTB Corporation		\$208,953	-\$58,953	\$150,000	3	-28.21%	\$107,199	\$107,199	**	71.5%
PMO Project Management FY-2011	02005-NTT-00-PS-AD : WA 17-06 PM	HNTB Corporation		\$288,000		\$288,000	1		\$21,118	\$288,000	**	7.3%
Production Management Services	02058-NTT-00-PS-EN : WA 04 SH170	Atkins North America, Inc.		\$20,673		\$20,673	1		\$20,673	\$20,673	**	100.0%
Production Management Services	02058-NTT-00-PS-EN : WA 08 SH170	Atkins North America, Inc.		\$11,784		\$11,784			\$11,784	\$11,784	**	100.0%
Production Management Services FY-2009	02058-NTT-00-PS-EN : WA 09 SH170	Atkins North America, Inc.		\$106,359	-\$85,938	\$20,421	3	-80.80%	\$20,421	\$20,421	**	100.0%
Production Management Services FY-2010	02058-NTT-00-PS-EN : WA 10 SH170	Atkins North America, Inc.		\$12,700	-\$6,592	\$6,108	1	-51.91%	\$6,108	\$6,108	**	100.0%
Corridor Management FY-2008	02362-SH170-00-PS-PM : WA 01	Kimley-Horn & Associates, Inc.		\$264,222	-\$95,528	\$168,693	1	-36.15%	\$168,693	\$168,693	**	100.0%
Corridor Management FY-2009	02362-SH170-00-PS-PM : WA 02	Kimley-Horn & Associates, Inc.		\$531,692	-\$371,625	\$160,067	2	-69.89%	\$160,067	\$160,067	**	100.0%
Corridor Management FY-2010	02362-SH170-00-PS-PM : WA 03	Kimley-Horn & Associates, Inc.		\$418,000	-\$209,318	\$208,682	1	-50.08%	\$208,682	\$208,682	**	100.0%
Corridor Management FY-2011	02362-SH170-00-PS-PM : WA 04	Kimley-Horn & Associates, Inc.		\$382,500		\$382,500			\$53,555	\$382,500	**	14.0%
Legal Services	DNT-525	Locke Lord Bissell & Liddell, LLP		\$96,323		\$96,323			\$96,323	\$96,323	**	100.0%
SUBTOTAL				\$5,159,383	-\$1,945,715	\$3,213,667	18		\$2,574,648			
Planning												
Project Development/Environmental Documentation	02281-SH170-00-PS-PD	Jacobs Engineering Group, Inc.		\$1,043,834	\$63,518	\$1,107,352	2	6.09%	\$830,407	\$1,164,543		75.0%
Mobile Source Air Toxics and Environmental Justice Analyses	02726-NTT-00-IL-PM : TO 08	NCTCOG		\$16,000		\$16,000			\$13,137	\$13,137	**	82.1%
Sketch Level T&R Study	DNT-544 : WA 2006-10 Pt 1	Wilbur Smith Associates, Inc.		\$25,000		\$25,000			\$22,952	\$22,952	**	91.8%
Sketch Level T&R Study	DNT-544 : WA 2007-17 Pt 1	Wilbur Smith Associates, Inc.		\$77,500		\$77,500			\$74,813	\$74,813	**	96.5%
Sketch Level T&R Study	DNT-544 : WA 2007-17 Pt 2	Wilbur Smith Associates, Inc.		\$45,000		\$45,000			\$42,692	\$42,692	**	94.9%
Schematic Traffic Volumes and Pre-Sketch Level T&R	DNT-544 : WA 2010-07	Wilbur Smith Associates, Inc.		\$50,000		\$50,000			\$47,152	\$50,000	**	94.3%
Section 1 2011 Schematic Traffic and T&R Services	DNT-544 : WA 2011-04	Wilbur Smith Associates, Inc.		\$75,000		\$75,000				\$75,000		
Mobile Source Air Toxics and Environmental Justice Impacts Analysis	FSF-46 : TO 02 SH170	NCTCOG		\$4,200		\$4,200			\$4,200	\$4,200	*	100.0%
Corridor Map	Purchase Order	Bohannon Huston, Inc.		\$15,300		\$15,300			\$15,300	\$15,300	**	100.0%
Aerial Photography	Purchase Order	NCTCOG		\$8,000		\$8,000			\$8,000	\$8,000	**	100.0%
Miscellaneous Costs (Travel Expenses)	Multiple Purchase Orders	Multiple Providers		\$123		\$123			\$123	\$123	**	100.0%
SUBTOTAL				\$1,359,957	\$63,518	\$1,423,475	2		\$1,058,776			
Design												
Aerial Photography Services	02016-NTT-00-PS-IT : WA 04 SH170	Aero-Metric, Inc., DBA Markhurd		\$50,228		\$50,228			\$50,228	\$50,228	*	100.0%
SUBTOTAL				\$50,228		\$50,228			\$50,228			
Construction (includes Construction Management)												
ITS and Toll Gantry Equipment												
Others (ROW, Utilities, etc.)												
Construction Contingency												
TOTAL				\$6,569,568	-\$1,882,197	\$4,687,370	20		\$3,683,652			

Note: The Estimate at Completion includes all currently committed contract values, as well as any pending contract values.
¹ Estimates are not provided at this time.



Monthly Corridor Program Status As Of May 31, 2011

State Highway 360



Work Breakdown Structure			Estimate	Contract Actions					Expenditures	Summary Report		
Description	Contract Number	Contractor/Consultant	Level F ¹	Contract Award	Contract Changes	Committed Contract Value	Number Of Contract Changes	Percent Change	Costs Incurred	Estimate At Completion	Status	Percent Incurred
Administration (includes Corridor Management and Legal)												
GEC Services	02005-NTT-00-PS-AD : TO 706	HNTB Corporation		\$74,522		\$74,522			\$74,522	\$74,522	**	100.0%
PMO Project Management	02005-NTT-00-PS-AD : WA 01 PM	HNTB Corporation		\$283,900	-\$79,407	\$204,493	2	-27.97%	\$204,493	\$204,493	**	100.0%
PMO Project Management FY-2008	02005-NTT-00-PS-AD : WA 10-01 PM	HNTB Corporation		\$1,071,100	-\$60	\$1,071,040	1	-0.01%	\$1,071,040	\$1,071,040	**	100.0%
PMO Project Management FY-2009	02005-NTT-00-PS-AD : WA 12-01 PM	HNTB Corporation		\$1,631,725	-\$1,040,459	\$591,266	2	-63.76%	\$591,266	\$591,266	**	100.0%
PMO Project Management FY-2010	02005-NTT-00-PS-AD : WA 15-08 PM	HNTB Corporation		\$422,423	\$527,577	\$950,000	3	124.89%	\$837,091	\$837,091	**	88.1%
PMO Project Management FY-2011	02005-NTT-00-PS-AD : WA 17-07 PM	HNTB Corporation		\$489,600		\$489,600	1		\$106,377	\$489,600	**	21.7%
Production Management Services	02058-NTT-00-PS-EN : WA 04 SH360	Atkins North America, Inc.		\$18,263		\$18,263	1		\$18,263	\$18,263	**	100.0%
Production Management Services	02058-NTT-00-PS-EN : WA 08 SH360	Atkins North America, Inc.		\$9,866		\$9,866			\$9,866	\$9,866	**	100.0%
Production Management Services FY-2009	02058-NTT-00-PS-EN : WA 09 SH360	Atkins North America, Inc.		\$106,359	-\$86,240	\$20,119	3	-81.08%	\$20,119	\$20,119	**	100.0%
Production Management Services FY-2010	02058-NTT-00-PS-EN : WA 10 SH360	Atkins North America, Inc.		\$12,700	-\$6,301	\$6,399	1	-49.61%	\$6,399	\$6,399	**	100.0%
SUBTOTAL				\$4,120,458	-\$684,890	\$3,435,568	14		\$2,939,436			
Planning												
Project Development/Environmental Documentation	02282-SH360-00-PS-PD	HDR Engineering, Inc.		\$1,742,901	\$80,303	\$1,823,204	4	4.61%	\$1,522,657	\$1,997,627		83.5%
Mobile Source Air Toxics and Environmental Justice Analyses	02726-NTT-00-IL-PM : TO 07	NCTCOG		\$16,000		\$16,000			\$13,136	\$13,136	**	82.1%
Sketch Level T&R Study	DNT-544 : WA 2006-10 Pt 2	Wilbur Smith Associates, Inc.		\$25,000		\$25,000			\$22,952	\$22,952	**	91.8%
Sketch Level T&R Study	DNT-544 : WA 2007-16 Pt 1	Wilbur Smith Associates, Inc.		\$77,500		\$77,500			\$76,999	\$76,999	**	99.4%
Sketch Level T&R Study	DNT-544 : WA 2007-16 Pt 2	Wilbur Smith Associates, Inc.		\$45,000		\$45,000			\$43,379	\$43,379	**	96.4%
Pre-Sketch Level T&R Analysis	DNT-544 : WA 2010-08	Wilbur Smith Associates, Inc.		\$20,000	\$49,400	\$69,400	1	247.00%	\$69,189	\$69,189	**	99.7%
Section 1 2011 Schematic Traffic and T&R Services	DNT-544 : WA 2011-05	Wilbur Smith Associates, Inc.		\$106,000		\$106,000				\$106,000		
Mobile Source Air Toxics and Environmental Justice Impacts Analysis	FSF-46 : TO 02 SH360	NCTCOG		\$3,000		\$3,000			\$3,000	\$3,000	*	100.0%
Corridor Map	Purchase Order	Bohannon Huston, Inc.		\$27,200		\$27,200			\$27,200	\$27,200	**	100.0%
Aerial Photography	Purchase Order	NCTCOG		\$5,000		\$5,000			\$5,000	\$5,000	**	100.0%
Miscellaneous Costs (Public Meeting, Travel Expenses, etc.)	Multiple Purchase Orders	Multiple Providers		\$15,387		\$15,387			\$15,387	\$15,387	**	100.0%
SUBTOTAL				\$2,082,988	\$129,703	\$2,212,691	5		\$1,798,899			
Design												
Aerial Photography Services	02016-NTT-00-PS-IT : WA 04 SH360	Aero-Metric, Inc., DBA Markhurd		\$24,455		\$24,455			\$24,455	\$24,455	*	100.0%
SUBTOTAL				\$24,455		\$24,455			\$24,455			
Construction (includes Construction Management)												
ITS and Toll Gantry Equipment												
Others (ROW, Utilities, etc.)												
Construction Contingency												
TOTAL				\$6,227,901	-\$555,187	\$5,672,714	19		\$4,762,790			

Note: The Estimate at Completion includes all currently committed contract values, as well as any pending contract values.
¹ Estimates are not provided at this time.



Monthly Corridor Program Status As Of May 31, 2011

Trinity Parkway



Work Breakdown Structure			Estimate	Contract Actions					Expenditures	Summary Report		
Description	Contract Number	Contractor/Consultant	Level E	Contract Award	Contract Changes	Committed Contract Value	Number of Contract Changes	Percent Change	Costs Incurred	Estimate At Completion	Status	Percent Incurred
Administration (includes Corridor Management and Legal)			\$46,201,732									
GEC Services	02005-NTT-00-PS-AD : TO 105	HNTB Corporation		\$158,873		\$158,873			\$158,873	\$158,873	**	100.0%
GEC Services	02005-NTT-00-PS-AD : TO 707	HNTB Corporation		\$241,418		\$241,418			\$241,418	\$241,418	**	100.0%
PMO Project Management	02005-NTT-00-PS-AD : WA 04 PM	HNTB Corporation		\$212,600	\$88,615	\$301,215	2	41.68%	\$301,214	\$301,214	**	100.0%
PMO Project Management FY-2008	02005-NTT-00-PS-AD : WA 10-04 PM	HNTB Corporation		\$2,057,000	-\$213	\$2,056,787	1	-0.01%	\$2,056,787	\$2,056,787	**	100.0%
PMO Project Management FY-2009	02005-NTT-00-PS-AD : WA 12-04 PM	HNTB Corporation		\$4,255,688	-\$2,695,149	\$1,560,539	3	-63.33%	\$1,560,539	\$1,560,539	**	100.0%
PMO Project Management FY-2010	02005-NTT-00-PS-AD : WA 15-09 PM	HNTB Corporation		\$625,366	-\$160,366	\$465,000	4	-25.64%	\$463,518	\$463,518	**	99.7%
PMO Project Management FY-2011	02005-NTT-00-PS-AD : WA 17-10 PM	HNTB Corporation		\$460,800		\$460,800	1		\$67,009	\$460,800		14.5%
Corridor Management FY-2009	02005-NTT-00-PS-AD : WA 14-02 PM	HNTB Corporation		\$632,545	-\$98,078	\$534,467	2	-15.51%	\$534,467	\$534,467	**	100.0%
Corridor Management FY-2010	02005-NTT-00-PS-AD : WA 16 PM	HNTB Corporation		\$115,003	\$62,600	\$177,603	1	54.43%	\$165,931	\$165,931	**	93.4%
Corridor Management FY-2011	02005-NTT-00-PS-AD : WA 18 PM	HNTB Corporation		\$190,835		\$190,835			\$46,923	\$190,835		24.6%
Production Management Services	02058-NTT-00-PS-EN : WA 04 TP	Atkins North America, Inc.		\$48,614		\$48,614	1		\$48,614	\$48,614	**	100.0%
Production Management Services	02058-NTT-00-PS-EN : WA 08 TP	Atkins North America, Inc.		\$47,419		\$47,419			\$47,419	\$47,419	**	100.0%
Production Management Services FY-2009	02058-NTT-00-PS-EN : WA 09 TP	Atkins North America, Inc.		\$244,550	-\$209,790	\$34,760	3	-85.79%	\$34,760	\$34,760	**	100.0%
Production Management Services FY-2010	02058-NTT-00-PS-EN : WA 10 TP	Atkins North America, Inc.		\$7,500	-\$2,119	\$5,381	1	-28.25%	\$5,381	\$5,381	**	100.0%
Design Management Services	02640-TRP-00-PS-PM : WA 01	Kimley-Horn & Associates, Inc.		\$419,454		\$419,454	2		\$196,976	\$419,454		47.0%
Legal Services	DNT-525	Locke Lord Bissell & Liddell, LLP		\$733,486		\$733,486			\$733,486	\$733,486		100.0%
Miscellaneous Costs (Advertising, Postage & Delivery, etc.)	Multiple Purchase Orders	Multiple Providers		\$43,085		\$43,085			\$43,085	\$43,085		100.0%
SUBTOTAL				\$10,494,236	-\$3,014,500	\$7,479,736	21		\$6,706,400			
Planning			\$30,801,154									
Trinity Parkway Workshop	02056-NTT-00-PS-EN : TO 15	Kellogg Brown & Root Services, Inc.		\$3,135		\$3,135			\$3,135	\$3,135	*	100.0%
Supplemental Analysis	DNT-244 : WA 03-02	Wilbur Smith Associates, Inc.		\$30,400		\$30,400			\$30,400	\$30,400		100.0%
Sketch Level T&R Evaluation	DNT-544 : WA 2006-08	Wilbur Smith Associates, Inc.		\$35,000	\$15,000	\$50,000	1	42.86%	\$49,231	\$49,231	**	98.5%
Network Coding	DNT-544 : WA 2007-03 Pt 2	Wilbur Smith Associates, Inc.		\$7,000		\$7,000			\$5,331	\$7,000	**	76.2%
Independent Economic Review	DNT-544 : WA 2008-07 Pt 1	Wilbur Smith Associates, Inc.		\$149,000		\$149,000			\$127,227	\$127,227	**	85.4%
Interstate Access Justification Report/Traffic Operations Analysis	DNT-544 : WA 2008-07 Pt 10	Wilbur Smith Associates, Inc.		\$176,500		\$176,500			\$155,148	\$155,148	**	87.9%
Traffic Data Collection (Traffic Counts, Speed & Delay Info)	DNT-544 : WA 2008-07 Pt 2	Wilbur Smith Associates, Inc.		\$110,000		\$110,000			\$108,127	\$108,127	**	98.3%
Preference Surveys	DNT-544 : WA 2008-07 Pt 3	Wilbur Smith Associates, Inc.		\$231,000		\$231,000			\$216,962	\$216,962	**	93.9%
Preliminary T&R Study	DNT-544 : WA 2008-07 Pt 4	Wilbur Smith Associates, Inc.		\$271,600		\$271,600	1		\$158,040	\$271,600		58.2%
NEPA Document	FSF-46 : TO 03	NCTCOG		\$24,732		\$24,732			\$24,732	\$24,732	*	100.0%
Miscellaneous Costs (Advertising, Public Hearing, Reproduction, etc.)	Multiple Purchase Orders	Multiple Providers		\$43,296		\$43,296			\$43,296	\$43,296		100.0%
SUBTOTAL				\$1,081,663	\$15,000	\$1,096,663	2		\$921,629			
Design			\$123,204,618									
Design Criteria Manual	02005-NTT-00-PS-AD : WA 14-01 PM	HNTB Corporation		\$549,696	-\$74,281	\$475,415	2	-13.51%	\$475,415	\$475,415	**	100.0%
Section 5 Design Engineer	02451-TRP-05-PS-PM : WA 01	Michael Baker Jr., Inc.		\$3,650,000		\$3,650,000	2		\$2,861,795	\$3,650,000		78.4%
Section 1 Design Engineer	02452-TRP-01-PS-PM : WA 01	HDR Engineering, Inc.		\$4,317,631	-\$246,357	\$4,071,274	2	-5.71%	\$3,529,019	\$4,071,274		86.7%
Section 2 Design Engineer	02453-TRP-02-PS-PM : WA 01	Lina T. Ramey and Associates, Inc.		\$3,208,255	\$80,384	\$3,288,639	3	2.51%	\$2,628,311	\$3,288,639		79.9%
Section 3 Design Engineer	02454-TRP-03-PS-PM : WA 01	Huitt-Zollars, Inc.		\$3,550,000	\$131,886	\$3,681,886	3	3.72%	\$2,844,887	\$3,681,886		77.3%
Section 4 Design Engineer	02455-TRP-04-PS-PM : WA 01	Transsystems Corp. Consultants		\$2,091,379	-\$253,710	\$1,837,669	2	-12.13%	\$1,347,166	\$1,837,669		73.3%
Geotechnical/Retaining Wall Engineer	02493-TRP-00-PS-PM : WA 01	Terracon Consultants, Inc.		\$2,079,730	\$673,126	\$2,752,856	5	32.37%	\$2,508,462	\$2,752,856		91.1%
Geotechnical/Levee Analysis	02580-TRP-00-PS-PM : WA 01	Fugro Consultants, LP		\$5,138,964	\$2,178,312	\$7,317,276	5	42.39%	\$6,993,855	\$7,317,276		95.6%
Pavement Design Engineer	02588-TRP-00-PS-PM : WA 01	CTL/Thompson Texas, LLC		\$560,886		\$560,886	3		\$548,993	\$560,886		97.9%
SUBTOTAL				\$25,146,541	\$2,489,360	\$27,635,901	27		\$23,737,903			
Construction (includes Construction Management)			\$1,171,143,705									
SUBTOTAL												
ITS and Toll Gantry Equipment			\$10,841,476									
SUBTOTAL												
Others (ROW, Utilities, etc.)			\$192,750,111									
ROW & Utility Coordination & Utility Inspection Services	DNT-520 : WA 08	Atkins North America, Inc.		\$46,898	\$75,758	\$122,656	1	161.54%	\$122,624	\$122,624	**	100.0%
Miscellaneous Costs (Reproduction, etc.)	Multiple Purchase Orders	Multiple Providers		\$332		\$332			\$332	\$332		100.0%
SUBTOTAL				\$47,230	\$75,758	\$122,988	1		\$122,956			
Construction Contingency			\$213,896,906									
TOTAL				\$1,788,839,702	\$36,769,670	-\$434,382	51		\$31,488,888			
Reimbursements to NTTA			\$30,000,000									
Advance Funding Agreement	02682-TRP-00-PS-PM	TxDOT		\$30,000,000		\$30,000,000			\$24,938,408	\$30,000,000		
SUBTOTAL				\$30,000,000		\$30,000,000			\$24,938,408			
Work Performed by Others			\$84,000,000									
Environmental Documentation (Paid through an ILA w/City of Dallas) ¹	FSF-65	Half Associates, Inc.		\$3,591,769	\$12,183,972	\$15,775,741	10	339.22%	\$13,463,079	\$15,775,741		
TOTAL NTTA COSTS				\$6,769,670	-\$434,382	\$6,335,288	51		\$6,550,480			

Note: The total project estimate listed at \$1,788,839,702 is based on Alternative 3c, which is one of the alternatives under consideration at this time. The Alternative 3c estimate has merely been included in this instance as a representative value for all the alternatives under consideration. ¹Contract shown for informational purposes only; it is not included in the TOTAL NTTA COSTS calculations. The Estimate at Completion includes all currently committed contract values, as well as any pending contract values.



Top Contractors As Of May 31, 2011



Top Contractors by Awards		
Contractor	Committed Value*	Remaining Balance
Prairie Link Constructors JV	\$416,198,585	\$269,574,466
Webber, LLC	\$315,745,190	\$38,256,875
Zachry Construction Corporation	\$223,648,285	\$28,216,679
Austin Bridge & Road, LP	\$215,928,495	\$71,643,404
Williams Brothers Construction Co., Inc.	\$140,040,783	\$48,743,711
Texas Sterling Construction, LP	\$128,304,195	\$17,056,858
Jensen Construction Co.	\$98,062,329	\$1,716,052
Balfour Beatty Construction, Inc.	\$64,087,129	-
Mario Sinacola & Sons Excavating, Inc.	\$53,194,321	\$76,855
Archer-Western Contractors, Ltd.	\$31,258,015	\$374,292
Infrastructure Corporation of America	\$29,990,971	\$3,829,332
AUI Contractors, LP	\$26,402,270	\$69,111
Rebcon, Inc.	\$12,120,924	\$3,031,344
American Civil Constructors Holdings, Inc.	\$12,077,302	\$8,519
Gibson & Associates, Inc.	\$11,082,544	\$4,764,059
Valleycrest Landscape Development, Inc.	\$9,139,451	\$3,607,557
Mastec North America, Inc.	\$7,022,728	\$820,402
Power Engineers, Inc.	\$5,297,248	\$455,359
APAC Texas, Inc.	\$5,138,835	-
Highway Technologies, LP	\$3,883,728	\$144
Omega Contracting, Inc.	\$3,839,665	\$1,965,080
Craig Olden, Inc.	\$3,443,176	\$1,188,367
Brookfield Fabricating Corp.	\$2,820,636	-
North Texas Bridge Co., Inc.	\$2,386,847	\$63,500
Granite Construction Company	\$2,070,773	-
Stripe-A-Zone, Inc.	\$1,851,335	\$729,831
Mica Corporation	\$1,055,425	\$33,994
Alpha Building Corporation	\$1,000,000	\$831,442
Ark Contracting Services, LLC	\$965,357	\$730,195
Alman Construction Services, LP	\$858,375	-
Lynx Contractors, Inc.	\$845,735	-
SCM Construction, Inc.	\$416,696	-
Silver Creek Construction, Inc.	\$346,090	\$78,018
Phillips/May Corporation	\$277,333	\$59,137
Uretek USA, Inc.	\$195,934	\$195,934
Texas Standard Construction, Inc.	\$113,577	-
RNDI Companies, Inc.	\$108,480	\$3
HVJ Associates, Inc.	\$90,000	\$1,760
Superscapes Landscapes, Inc.	\$66,600	\$6,289
North Texas Contracting, Inc.	\$63,653	\$367
TAS Environmental Service, LP	\$16,109	-
R. J. Carroll Company	\$12,726	\$2,845
TOTAL	\$1,831,467,851	\$498,831,781

Top Contractors by Expenditures						
Contractor	Total Paid	Paid Prior to 2008	Paid in 2008	Paid in 2009	Paid in 2010	Paid in 2011
Webber, LLC	\$277,488,315	\$7,449,475	-	\$128,691,716	\$118,544,358	\$22,802,766
Zachry Construction Corporation	\$195,431,606	\$82,191,120	\$7,380,384	\$64,524,802	\$34,410,859	\$6,924,441
Prairie Link Constructors JV	\$146,624,119	-	-	\$6,776,003	\$98,125,041	\$41,723,075
Austin Bridge & Road, LP	\$144,285,091	\$31,372,344	\$56,482,408	\$24,719,013	\$23,326,762	\$8,384,564
Texas Sterling Construction, LP	\$111,247,337	-	\$23,698,379	\$58,121,129	\$19,229,215	\$10,198,615
Jensen Construction Co.	\$96,346,277	\$27,129,137	\$40,095,539	\$23,625,316	\$5,496,285	-
Williams Brothers Construction Co., Inc.	\$91,297,072	-	-	\$22,774,310	\$47,100,152	\$21,422,610
Balfour Beatty Construction, Inc.	\$64,087,129	-	\$29,706,666	\$30,145,290	\$4,235,173	-
Mario Sinacola & Sons Excavating, Inc.	\$52,417,466	\$47,700,743	\$1,551,006	\$3,165,717	-	-
Archer-Western Contractors, Ltd.	\$30,883,722	\$28,580,035	\$2,013,688	\$290,000	-	-
AUI Contractors, LP	\$26,333,159	\$20,758,303	\$2,250,702	\$2,134,251	\$1,071,154	\$118,750
Infrastructure Corporation of America	\$26,161,640	\$5,295,542	\$5,357,707	\$5,740,152	\$6,864,112	\$2,904,128
American Civil Constructors Holdings, Inc.	\$12,068,783	\$11,626,233	\$413,751	\$28,799	-	-
Rebcon, Inc.	\$9,089,580	\$5,669,351	\$988,354	\$1,773,612	\$211,833	\$446,429
Gibson & Associates, Inc.	\$6,318,485	\$455,666	\$585,117	\$2,739,324	\$570,225	\$1,968,153
Mastec North America, Inc.	\$6,202,325	\$4,908,316	\$25,125	\$541,662	\$727,222	-
Valleycrest Landscape Development, Inc.	\$5,531,894	\$392,119	\$1,163,247	\$1,647,900	\$783,350	\$1,545,278
APAC Texas, Inc.	\$5,138,835	\$4,828,693	\$310,142	-	-	-
Power Engineers, Inc.	\$4,841,889	-	\$3,263,554	\$486,046	\$1,059,591	\$32,698
Highway Technologies, LP	\$3,883,584	-	\$2,213,553	\$1,433,402	\$236,628	-
Brookfield Fabricating Corp.	\$2,820,636	-	\$2,820,636	-	-	-
North Texas Bridge Co., Inc.	\$2,323,347	\$2,182,745	\$128,490	-	\$12,112	-
Craig Olden, Inc.	\$2,254,809	\$785,895	\$723,279	-	\$745,635	-
Granite Construction Company	\$2,070,773	-	-	\$2,070,773	-	-
Omega Contracting, Inc.	\$1,874,586	\$858,792	\$39,952	-	-	\$975,842
Stripe-A-Zone, Inc.	\$1,121,504	\$879,327	\$62,625	\$116,859	\$62,693	-
Mica Corporation	\$1,021,431	\$749,589	\$271,842	-	-	-
Alman Construction Services, LP	\$858,375	\$71,557	\$786,819	-	-	-
Lynx Contractors, Inc.	\$845,735	-	\$110,793	\$734,942	-	-
SCM Construction, Inc.	\$416,696	-	\$88,679	\$313,956	\$14,060	-
Silver Creek Construction, Inc.	\$268,072	-	-	-	-	\$268,072
Ark Contracting Services, LLC	\$235,162	-	-	-	-	\$235,162
Phillips/May Corporation	\$218,196	\$118,203	\$99,993	-	-	-
Alpha Building Corporation	\$168,558	\$129,051	\$25,338	\$14,169	-	-
Texas Standard Construction, Inc.	\$113,577	\$106,948	\$6,629	-	-	-
RNDI Companies, Inc.	\$108,477	-	\$106,564	\$1,913	-	-
HVJ Associates, Inc.	\$88,240	-	\$88,240	-	-	-
North Texas Contracting, Inc.	\$63,286	-	-	-	\$63,286	-
Superscapes Landscapes, Inc.	\$60,311	-	-	-	\$58,530	\$1,781
TAS Environmental Service, LP	\$16,109	-	-	-	\$16,109	-
R. J. Carroll Company	\$9,882	-	\$1,152	\$8,730	-	-
TOTAL	\$1,332,636,070	\$284,239,182	\$182,860,351	\$382,619,787	\$362,964,386	\$119,952,364

*Committed Value equals active executed contracts plus closed executed contracts that include payments made in 2008.



Top Consultants As Of May 31, 2011



Top Consultants by Awards		
Consultant	Committed Value*	Remaining Balance
HNTB Corporation	\$133,845,502	\$13,996,580
Jacobs Engineering Group, Inc.	\$85,104,340	\$7,876,394
HDR Engineering, Inc.	\$59,521,796	\$24,932,145
Kellogg Brown & Root Services, Inc.	\$57,944,361	\$9,054,366
Atkins North America, Inc.	\$54,649,675	\$11,539,662
Locke Lord Bissell & Liddell, LLP	\$32,142,914	-
RBC Capital Markets Corp.	\$31,184,372	\$6,730,357
Half Associates, Inc.	\$28,266,610	\$3,248,633
Wilbur Smith Associates, Inc.	\$15,495,475	\$2,759,913
Bridgefarmer & Associates, Inc.	\$13,883,153	\$518,122
McCall, Parkhurst & Horton, LLP	\$12,361,095	\$4,738,758
Aecom USA, Inc.	\$11,621,406	\$47,941
Kimley-Horn & Associates, Inc.	\$10,615,304	\$648,143
Rodriguez Transportation Group, Inc.	\$10,500,000	\$116,048
PB Americas, Inc.	\$10,499,857	\$270,941
Tollway Transportation Team	\$10,154,572	\$4,034,483
Fugro Consultants, LP	\$8,976,783	\$323,422
Kleinfelder Central, Inc.	\$8,483,262	\$3,232,914
Michael Baker Jr., Inc.	\$7,233,982	\$2,640,228
Huitt-Zollars, Inc.	\$6,899,952	\$856,089
Terracon Consultants, Inc.	\$6,238,766	\$631,215
Raba-Kistner Infrastructure, Inc.	\$5,713,099	\$3,456,383
Kennedy Consulting, Ltd.	\$4,787,053	-
Mactec Engineering & Consulting, Inc.	\$4,250,413	\$1,923,614
Lina T. Ramey and Associates, Inc.	\$4,038,638	\$682,660
Zenisys Corp.	\$3,765,000	\$793,381
Rone Engineers, Inc.	\$2,842,152	\$658,728
Dal-Tech Engineering, Inc.	\$2,306,453	\$155,841
Civil Associates, Inc.	\$2,299,991	-
Transsystems Corp. Consultants	\$1,989,859	\$490,503
Lamb-Star Engineering, LP	\$1,983,298	\$447,705
Murphy/Jahn, Inc.	\$1,918,812	\$17,571
U.S. Right of Way Acquisition Company, Inc.	\$1,582,231	\$983,474
Go IT Services, Inc.	\$1,500,000	\$1,127,296
Gorrdona & Associates, Inc.	\$1,453,405	\$64,186
Meridian Systems	\$1,440,270	\$150,471
Aero-Metric, Inc., DBA Markhurd	\$1,016,668	-
McDonough Associates, Inc.	\$984,138	\$893,160
Cobb, Fendley & Associates, Inc.	\$941,118	\$28,285
Southwestern Testing Laboratories, LLC	\$919,263	\$221,242
1 Priority Environmental Services, Inc.	\$776,711	\$920
Louthan Consulting, LLC	\$733,421	\$12,757
Aguirre Roden, Inc.	\$670,000	\$545,001
Parsons Transportation Group, Inc.	\$646,500	\$580,122
Crowe Horwath, LLP	\$626,462	\$239,367
Freese and Nichols, Inc.	\$579,929	\$162,924
CTL/Thompson Texas, LLC	\$560,886	\$11,893
Othon, Inc.	\$500,000	\$9
Structural Engineering Associates, Inc.	\$444,386	\$57,541
KPMG, LLP	\$409,067	\$450
James W. Griffin	\$369,986	\$107,809
Simmons Mahomes, PC	\$340,694	-
Geomarine, Inc.	\$330,442	\$11,397
Dannenbaum Engineering Co.	\$264,228	\$1,265
Intercon Environmental, Inc.	\$258,129	-
Environmental Logistics Co.	\$193,949	-
LCA Environmental, Inc.	\$178,335	\$28,730
Hellmuth, Obata & Kassabaum, LP	\$164,314	\$67,086
A.R.S. Engineers, Inc.	\$96,962	\$25,369
Ryan Berg Engineering & Design, Inc.	\$50,000	\$8,366
Baez Consulting, LLC	\$49,700	\$5,370
TOTAL	\$669,599,140	\$112,157,235

Top Consultants by Expenditures						
Consultant	Total Paid	Paid Prior to 2008	Paid in 2008	Paid in 2009	Paid in 2010	Paid in 2011
HNTB Corporation	\$119,848,922	\$34,663,990	\$29,995,225	\$29,970,116	\$20,297,340	\$4,922,251
Jacobs Engineering Group, Inc.	\$77,227,946	\$31,088,812	\$26,118,263	\$9,931,890	\$7,549,493	\$2,539,487
Kellogg Brown & Root Services, Inc.	\$48,889,996	\$12,862,633	\$11,994,968	\$11,326,792	\$9,930,170	\$2,775,432
Atkins North America, Inc.	\$43,110,012	\$7,508,180	\$11,968,253	\$13,952,516	\$7,705,791	\$1,975,272
HDR Engineering, Inc.	\$34,589,651	\$10,004,162	\$3,731,037	\$9,476,883	\$7,989,671	\$3,387,897
Locke Lord Bissell & Liddell, LLP	\$32,142,914	\$7,346,041	\$9,556,334	\$8,547,038	\$6,141,562	\$551,940
Half Associates, Inc.	\$25,017,977	\$11,552,031	\$5,745,317	\$4,092,017	\$2,653,052	\$975,561
RBC Capital Markets Corp.	\$24,454,015	\$3,471,879	\$7,623,194	\$10,528,468	\$2,347,064	\$483,409
Bridgefarmer & Associates, Inc.	\$13,365,030	\$9,588,248	\$2,362,113	\$1,258,494	\$72,163	\$84,011
Wilbur Smith Associates, Inc.	\$12,735,562	\$3,486,493	\$3,486,011	\$2,570,365	\$2,057,393	\$733,299
Aecom USA, Inc.	\$11,573,465	\$9,050,860	\$1,386,470	\$527,881	\$44,529	\$563,725
Rodriguez Transportation Group, Inc.	\$10,383,952	-	\$1,155,991	\$7,473,804	\$1,640,505	\$113,652
PB Americas, Inc.	\$10,228,916	\$7,304,300	\$1,885,588	\$727,787	\$230,558	\$80,682
Kimley-Horn & Associates, Inc.	\$9,967,161	\$5,805,615	\$2,357,463	\$1,088,928	\$598,106	\$117,049
Fugro Consultants, LP	\$8,653,361	\$1,585,806	\$73,701	\$5,743,944	\$1,231,220	\$18,690
McCall, Parkhurst & Horton, LLP	\$7,622,338	\$1,218,865	\$3,503,520	\$1,140,108	\$1,461,474	\$298,371
Tollway Transportation Team	\$6,120,089	-	-	\$2,533,853	\$2,618,939	\$967,297
Huitt-Zollars, Inc.	\$6,043,863	\$1,854,142	\$1,204,396	\$2,970,069	\$15,254	-
Terracon Consultants, Inc.	\$5,607,551	-	\$127,648	\$2,951,540	\$1,880,616	\$647,748
Kleinfelder Central, Inc.	\$5,250,348	-	\$114,841	\$2,826,489	\$1,512,369	\$796,649
Kennedy Consulting, Ltd.	\$4,787,053	\$4,088,150	\$189,609	-	\$509,294	-
Michael Baker Jr., Inc.	\$4,593,754	-	\$666,489	\$3,332,846	\$505,163	\$89,255
Lina T. Ramey and Associates, Inc.	\$3,355,978	-	\$476,620	\$2,874,499	\$4,860	-
Zenisys Corp.	\$2,971,620	\$516,312	\$1,039,615	\$214,057	\$648,837	\$552,800
Mactec Engineering & Consulting, Inc.	\$2,326,799	-	-	\$1,122,994	\$963,539	\$240,266
Civil Associates, Inc.	\$2,299,991	-	\$1,660,190	\$319,663	\$320,138	-
Raba-Kistner Infrastructure, Inc.	\$2,256,716	-	\$757,653	\$789,949	\$709,114	\$709,114
Rone Engineers, Inc.	\$2,183,424	-	\$586,846	\$909,588	\$456,263	\$230,726
Dal-Tech Engineering, Inc.	\$2,150,612	\$1,496,481	\$133,508	\$255,221	\$201,624	\$63,778
Murphy/Jahn, Inc.	\$1,901,241	\$1,853,102	\$48,138	-	-	-
Lamb-Star Engineering, LP	\$1,535,593	-	\$847,655	\$330,238	\$180,608	\$177,092
Transsystems Corp. Consultants	\$1,499,355	\$93,322	\$53,473	\$1,352,560	-	-
Gorrdona & Associates, Inc.	\$1,389,219	\$1,068,399	\$133,870	\$144,515	\$12,490	\$29,945
Meridian Systems	\$1,289,799	-	\$964,598	\$130,860	\$94,983	\$99,357
Aero-Metric, Inc., DBA Markhurd	\$1,016,668	\$637,168	\$379,500	-	-	-
Cobb, Fendley & Associates, Inc.	\$912,834	-	-	\$652,925	\$259,908	-
1 Priority Environmental Services, Inc.	\$775,791	-	\$310,536	\$465,255	-	-
Louthan Consulting, LLC	\$720,664	\$272,006	\$198,746	\$124,349	\$110,960	\$14,603
Southwestern Testing Laboratories, LLC	\$698,021	-	-	\$238,362	\$347,811	\$111,848
U.S. Right of Way Acquisition Company, Inc.	\$598,757	-	-	\$474,107	\$124,650	\$124,650
CTL/Thompson Texas, LLC	\$548,993	-	-	\$368,792	\$176,758	\$3,443
Othon, Inc.	\$499,991	-	\$294,680	\$205,311	-	-
Freese and Nichols, Inc.	\$417,006	-	\$389,880	\$27,126	-	-
KPMG, LLP	\$408,617	\$260,867	\$122,750	\$25,000	-	-
Crowe Horwath, LLP	\$387,095	-	-	\$179,895	\$135,200	\$72,000
Structural Engineering Associates, Inc.	\$386,845	-	-	-	\$380,035	\$6,810
Go IT Services, Inc.	\$372,704	-	-	-	-	\$372,045
Simmons Mahomes, PC	\$340,694	-	\$340,694	-	-	-
Geomarine, Inc.	\$319,045	-	\$21,808	\$227,844	\$56,175	\$13,218
Dannenbaum Engineering Co.	\$262,963	-	-	-	\$260,385	\$2,577
James W. Griffin	\$262,177	\$53,599	\$28,594	\$65,488	\$79,568	\$34,927
Intercon Environmental, Inc.	\$258,129	-	\$258,129	-	-	-
Environmental Logistics Co.	\$193,949	-	-	\$193,949	-	-
LCA Environmental, Inc.	\$149,605	-	\$134,571	\$15,034	-	-
Aguirre Roden, Inc.	\$124,999	-	\$82,226	\$41,389	\$1,383	-
Hellmuth, Obata & Kassabaum, LP	\$97,228	-	\$97,228	-	-	-
McDonough Associates, Inc.	\$90,978	-	-	-	-	\$90,978
A.R.S. Engineers, Inc.	\$71,594	-	-	\$71,594	-	-
Parsons Transportation Group, Inc.	\$66,378	\$44,585	\$21,793	-	-	-
Baez Consulting, LLC	\$44,330	\$8,742	\$29,654	\$5,934	-	-
Ryan Berg Engineering & Design, Inc.	\$41,634	-	-	\$41,634	-	-
TOTAL	\$557,441,905	\$169,186,792	\$133,901,732	\$144,333,560	\$84,947,308	\$25,071,853

*Committed Value equals active executed contracts plus closed executed contracts that include payments made in 2008.

NTTA Contract Change Report



Change Order (CO) Report for May 2011

Total COs by category

Associated ATP Authorization Limit	Associated ATP Approving Authority	Number Executed
Credits		4
Up to \$25,000	Director	12
Up to \$100,000	Assistant Executive Director	4
Up to \$300,000	Executive Director	3
Over \$300,000	Board of Directors	
TOTAL		23

23 change orders (COs) were executed in May

Total COs by corridor

Corridor	Number Executed
DNT Phase 3	
Lewisville Lake Toll Bridge	
President George Bush Turnpike Eastern Extension	9
Sam Rayburn Tollway	3
President George Bush Turnpike Western Extension (SH 161)	3
Chisholm Trail Parkway	
Capital Improvement Program	8
TOTAL	23

ATP= Authorization to proceed



2011 NTTA Project Delivery Management Cost

PROGRAM MANAGEMENT CONSULTANT & GENERAL ENGINEERING CONSULTANT HNTB CORPORATION



2011 NTTA Corridor Management Cost



SAM RAYBURN TOLLWAY CORRIDOR MANAGEMENT HDR ENGINEERING, INC.



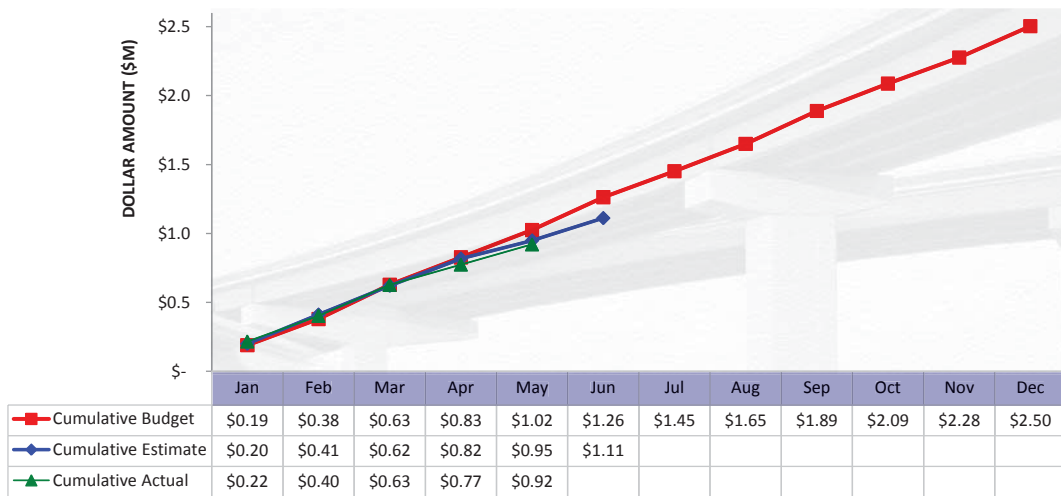
PGBT WESTERN EXTENSION (SH 161) CORRIDOR MANAGEMENT HDR ENGINEERING, INC.





2011 NTTA Corridor Management Cost

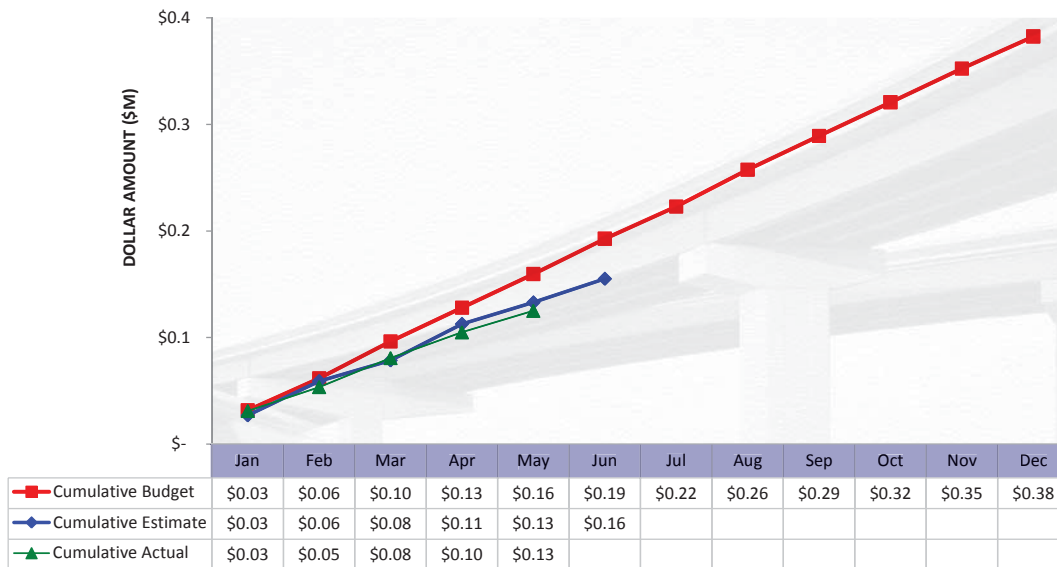
CHISHOLM TRAIL PARKWAY CORRIDOR MANAGEMENT JACOBS ENGINEERING GROUP, INC.



2011 NTTA Corridor Management Cost



SH 170 CORRIDOR MANAGEMENT KIMLEY-HORN & ASSOCIATES, INC.





NTTA Five-year Capital Improvement Program

Project	Segment/ Section	Limit	Cost (\$M)		Total	Schedule
			NTTA	TxDOT/ Others		
Dallas North Tollway	Segment 1	NTTA Design Standards Implementation	\$9.91		\$9.91	Complete 2015
		Ramp All-ETC Conversion				
	Segment 2	MLP 2 and Ramp All-ETC Conversion	\$60.85		\$60.85	Conversion Dec. 2010 Complete end 2011
	Segment 3	MLP 3 and Ramp All-ETC Conversion				
	Segment 4	MLP 4 and Ramp All-ETC Conversion				
Addison Airport Toll Tunnel		Addison Road Intersection Improvements	\$1.60		\$1.60	Conversion Dec. 2010 Complete mid-2011
		All-ETC Conversion	\$0.89		\$0.89	
Mountain Creek Lake Toll Bridge		All-ETC Conversion	\$0.89		\$0.89	Conversion Dec. 2010 Complete mid-2011
President George Bush Turnpike		U.S. 75 Interchange Improvements	\$2.60		\$2.60	Complete 2012
		All-ETC Conversion	\$17.76		\$17.76	Phase 1 conversion July 2009 Phase 2 complete 2012
		Congestion Pricing	\$1.25		\$1.25	To be determined
Total			\$95.75		\$95.75	

MLP = Main Lane Plaza

NTTA Five-year Capital Improvement Program



Project	Segment/ Section	Limit	2008	2009	2010	2011	2012
Dallas North Tollway	Segment 1	NTTA Design Standards Implementation	[Blue bar from 2008 to 2012]				
		Ramp All-ETC Conversion	[Blue bar from 2008 to 2010, [Purple triangle at 2010], [Orange bar from 2010 to 2011], [Black diamond at 2011]]				
	Segment 2	MLP 2 and Ramp All-ETC Conversion	[Blue bar from 2008 to 2009, [Orange bar from 2009 to 2010], [Purple triangle at 2010], [Black diamond at 2011]]				
	Segment 3	MLP 3 and Ramp All-ETC Conversion	[Blue bar from 2008 to 2009, [Orange bar from 2009 to 2010], [Purple triangle at 2010], [Black diamond at 2011]]				
	Segment 4	MLP 4 and Ramp All-ETC Conversion	[Blue bar from 2008 to 2010, [Purple triangle at 2010], [Orange bar from 2010 to 2011], [Black diamond at 2011]]				
Addison Airport Toll Tunnel		Addison Road Intersection Improvements	[Blue bar from 2008 to 2010, Construction TBD]				
		All-ETC Conversion	[Blue bar from 2008 to 2010, [Purple triangle at 2010], [Black diamond at 2011]]				
Mountain Creek Lake Toll Bridge		All-ETC Conversion	[Blue bar from 2008 to 2010, [Purple triangle at 2010], [Black diamond at 2011]]				
President George Bush Turnpike		U.S. 75 Interchange Improvements	[Blue bar from 2008 to 2011, (Designed by TxDOT), [Black diamond at 2011], TxDOT construction]				
		All-ETC Conversion	[Blue bar from 2008 to 2009, [Purple triangle at 2009], [Black diamond at 2009], Phase 1, [Black diamond at 2011], Phase 2, [Black diamond at 2011]]				
		Congestion Pricing	[Blue bar from 2008 to 2012, To be determined]				

■ Planning
 ■ Design
 ■ Construction
 ▲ All-ETC went live
 ◆ Construction Complete



NTTA Quick Fact Sheet

Project	Segment/ Section	Limit	Length	Cost (\$M)		Total	Total Length (Approx.mi)	Time Frame
				NTTA	TxDOT/ Others			
NTTA System Construction Projects								
PGBT Eastern Extension	Section 28A	Frontage roads (open)	—	\$20		\$958	9.9	Complete
	Section 28	West of SH 78 to west of Miles Road	2.3	\$139	\$5.7			Open December 2011
	Section 29	West of Miles Road to north of future Merritt Road	2.2	\$95	\$14.8			Open December 2011
	Section 30	North of future Merritt Road to south of Main Street	2.7	\$192	\$28.9			Open December 2011
	Section 31	South of Main Street to north shore of Lake Ray Hubbard	1.4	\$92.9	\$8.5			Open December 2011
	Section 32	North Shore of Lake Ray Hubbard to I-30 (TxDOT section)	1.3		\$361.2			Open December 2011
Sam Rayburn Tollway	Segment 1	Denton Tap Road to Old Denton Road	7.1	\$41.1		\$638.8	26.2	Opened August 31, 2008
	Segment 2	Old Denton Road to Hillcrest Road	9					
	Segment 3	Hillcrest Road to Hardin Boulevard	6.9	\$207.9				Opened September 29, 2009
	Segment 4	Hardin Boulevard to Medical Center Drive, east of U.S. 75 interchange	2.9	\$240.4				All SRT direct-connectors open to traffic as of March 2011
	Segment 5	SRT/Dallas North Tollway interchange	0.3	\$149.4				January 2012
DNT 4th Lane		Parker Road to Legacy Drive	5	\$86.1		\$86.1	5	Open 2015
DNT/PGBT Interchange & Ramp Modifications		DNT/PGBT Interchange	—	\$100.1		\$100.1		Complete 2015
PGBT Widening		Between I-35E and SH 78	19.7	\$78.3		\$78.3	19.7	To be determined
Special System Construction Projects								
PGBT Western Extension (SH 161)	Phase 1	SH 183 interchange and service roads from N. Carrier Parkway to I-20	8.4			\$546.6	11.5	Opened August 2, 2009
	Phase 2	Two main lanes in each direction from SH 183 to Egyptian Way	4.2	\$5.8				Opened August 2, 2009
	Phase 3	Third main lane in each direction and service roads from Conflans Road to N. Carrier Parkway	3.5	\$13.4				Opened April 10, 2010
	Phase 4	Main lanes north of I-30 to I-20 and interchanges at I-30 and I-20	6.5	\$527.4				October 2012
Chisholm Trail Parkway	Section 1	I-30/Summit Avenue	0.9	\$163.3	\$465.7	\$1.4B	27.6	Open early 2014
	Section 2	Rogers Road to south of Arborlawn Drive	3.1	\$107.1				Open early 2014
	Section 2B	At Hulen Street and UPRR Davidson Yard	0.8	\$91.9				Open early 2014
	Section 2C	Forest Park Boulevard to south of Hulen Street	2.4	\$7.1				Open early 2014
	Section 3A	Arborlawn Drive to Overton Ridge Boulevard - Local access improvements	1.6	\$26.9				Open February 2013
	Section 3B	South of Arborlawn Drive to south of Overton Ridge Boulevard		\$131.1				Open early 2014
	Section 4	South of Overton Ridge Boulevard to south of Altamesa Boulevard	2.3	\$80.6				Open early 2014
	Section 5	South of Altamesa Boulevard to FM 1187	5.8	\$125.5				Open early 2014
Section 6	FM 1187 to U.S. 67	13.1	\$167.7	\$67.2	Open early 2014			
Corridors Under Study								
Dallas North Tollway Phases 4/5	Section 4A	U.S. 380 to FM 428	Approx. 6				TBD	TBD
	Section 4B	FM 428 extending north to the county line	TBD					TBD
	Section 5A	Extension north of the county line	TBD					TBD
SH 170	Section 1	SH 114 to I-35W	5.8			MV	11.3	MV
	Section 2	I-35W to U.S. 81/287	5.5			MV		MV
SH 360	Section 1	Green Oaks Boulevard to U.S. 287	9.7			MV	15.2	MV
	Section 2	U.S. 287 to U.S. 67	5.5			MV		MV
Trinity Parkway		From SH 183/I-35E interchange to U.S. 175/SH 310	9			\$1.1 B - \$2.1 B	9	TBD
SH 190 East Branch		Between I-30 and I-20	11			MV	11	TBD

NTTA Quick Fact Sheet



Project	Segment/ Section	Limit	2008	2009	2010	2011	2012	2013	2014	
NTTA System Construction Projects										
PGBT Eastern Extension	Section 28A	Frontage roads (open)								
	Section 28	West of SH 78 to west of Miles Road								
	Section 29	West of Miles Road to north of future Merritt Road								
	Section 30	North of future Merritt Road to south of Main Street								
	Section 31	South of Main Street to north shore of Lake Ray Hubbard								
	Section 32	North shore of Lake Ray Hubbard to I-30 (TxDOT section)								
Sam Rayburn Tollway	Segment 1	Denton Tap Road to Old Denton Road								
	Segment 2	Old Denton Road to Hillcrest Road								
	Segment 3	Hillcrest Road to Hardin Boulevard								
	Segment 4	Hardin Boulevard to Medical Center Drive, east of U.S. 75 interchange								
	Segment 5	SRT/Dallas North Tollway interchange								
DNT 4th Lane		Parker Road to Legacy Drive								
DNT/PGBT Interchange & Ramp Modifications		DNT/PGBT Interchange								
PGBT Widening		Between I-35E and SH 78								
Special System Construction Projects										
PGBT Western Extension (SH 161)	Phase 1	SH 183 interchange and service roads from N. Carrier Parkway to I-20								
	Phase 2	Two main lanes in each direction from SH 183 to Egyptian Way								
	Phase 3	Third main lane in each direction and service roads from Conflans Road to N. Carrier Parkway								
	Phase 4	Main lanes north of I-30 to I-20 and interchanges at I-30 and I-20								
Chisholm Trail Parkway	Section 1	I-30/Summit Avenue								
	Section 2	Rogers Road to south of Arborlawn Drive								
	Section 2B	At Hulen Street and UPRR Davidson Yard								
	Section 2C	Forest Park Boulevard to south of Hulen Street								
	Section 3A	Arborlawn Drive to Overton Ridge Boulevard - Local access improvements								
	Section 3B	South of Arborlawn Drive to south of Overton Ridge Boulevard								
	Section 4	South of Overton Ridge Boulevard to south of Altamesa Boulevard								
	Section 5	South of Altamesa Boulevard to FM 1187								
Section 6	FM 1187 to U.S. 67									
Corridors Under Study										
Dallas North Tollway Phases 4/5	Section 4A	U.S. 380 to FM 428								
	Section 4B	FM 428 extending north to the county line								
	Section 5A	Extension north of the county line								
SH 170	Section 1	SH 114 to I-35W								
	Section 2	I-35W to U.S. 81/287								
SH 360	Section 1	Green Oaks Boulevard to U.S. 287								
	Section 2	U.S. 287 to U.S. 67								
Trinity Parkway		From SH 183/I-35E interchange to U.S. 175/SH 310								
SH 190 East Branch		Between I-30 and I-20								

Monthly Project Delivery Report - July 2011

■ Planning
 ■ Design
 ■ Construction
 ■ Project Delivery
 ▨ Design-Build
 ◆ Construction Complete

Project Delivery = Design and Construction through Authority or TxDOT effort