



NORTH TEXAS TOLLWAY AUTHORITY

Information Related To Political Subdivision:

Political subdivision name:	North Texas Tollway Authority (NTTA)
Political subdivision type:	Regional Tollway Authority

Political Subdivision Physical Address

Address line 1:	5900 West Plano Parkway
Address line 2:	Suite 100
City:	Plano
County:	Collin
Zip code:	75093

Political Subdivision Mailing Address (if different from physical address):

Address line 1:	P.O. Box 260729
City:	Plano
County:	Collin
Zip code:	75026
Political subdivision main telephone number:	214-461-2000
Political subdivision main e-mail address:	customerservice@ntta.org
Fiscal year:	January - December

Contact Information For This Person Submitting This Report

Name:	Horatio Porter
Title	Chief Financial Officer
Email:	hporter@ntta.org
Phone:	214-224-2247

Credit Ratings

	Moody's	S&P	Fitch
First Tier	Aa3	AA-	NR
Second Tier	A1	A +	NR
Subordinate	A3	NR	NR

Bank Note Dates

Bank Note				
Series	Amount	Provider	Unutilized Fee	Expiration
Revolving Note	\$ 200,000,000	RBC	10 Bps	December 14, 2024
Total	\$ 200,000,000			

OUTSTANDING DEBT

TABLE OF CONTENTS

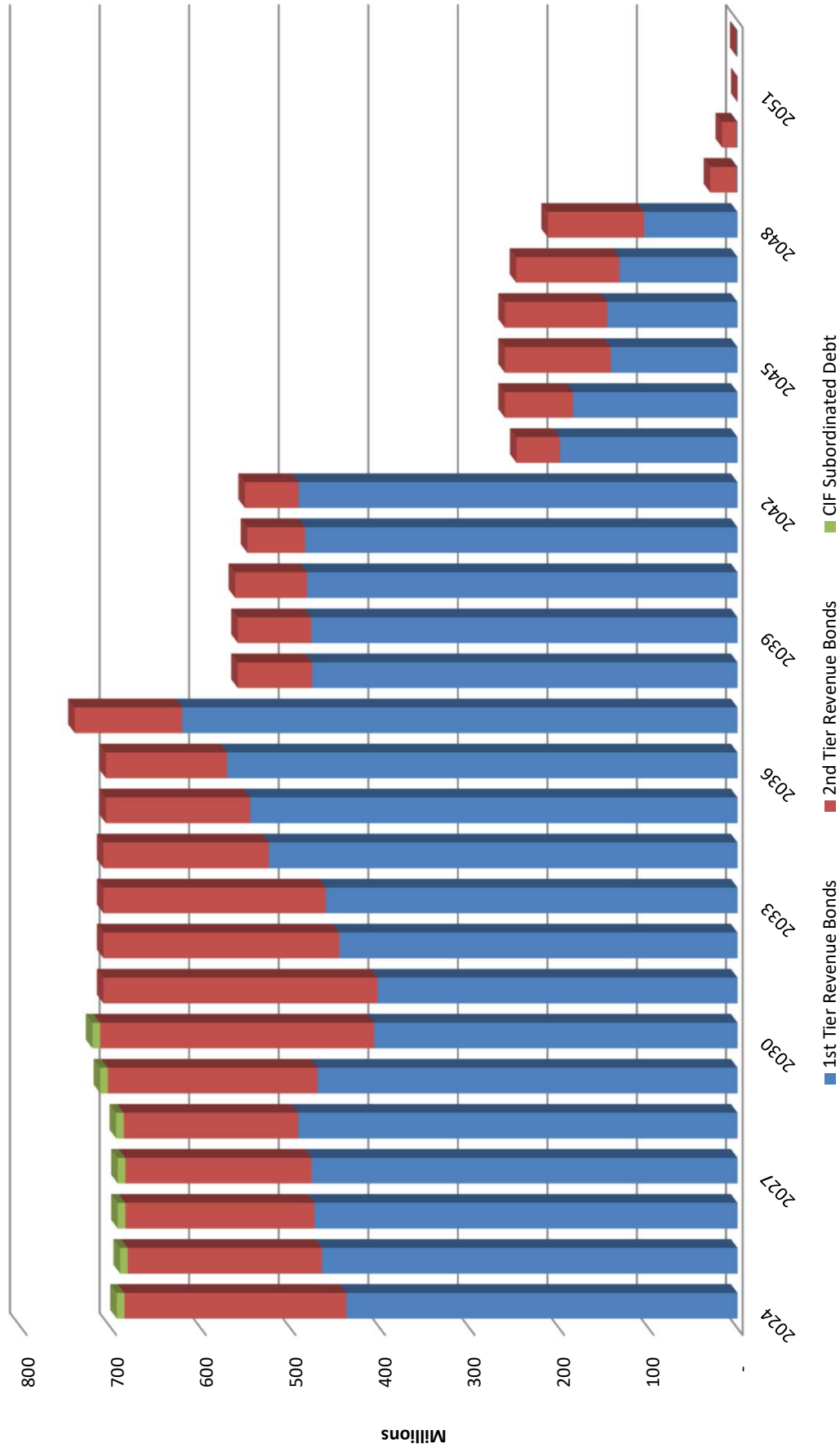
1. NTTA SYSTEM

NTTA SYSTEM DEBT SERVICE CHARTS.....	5
SUMMARY 1ST & 2ND TIER REVENUE BONDS.....	9
1ST TIER REVENUE BONDS.....	11
2ND TIER REVENUE BONDS.....	27
REVOLVING NOTE.....	37
SUMMARY CIF SUBORDINATE DEBT.....	38
CIF SUBORDINATE BONDS.....	39

2. OUTSTANDING DEBT OBLIGATION REPORT

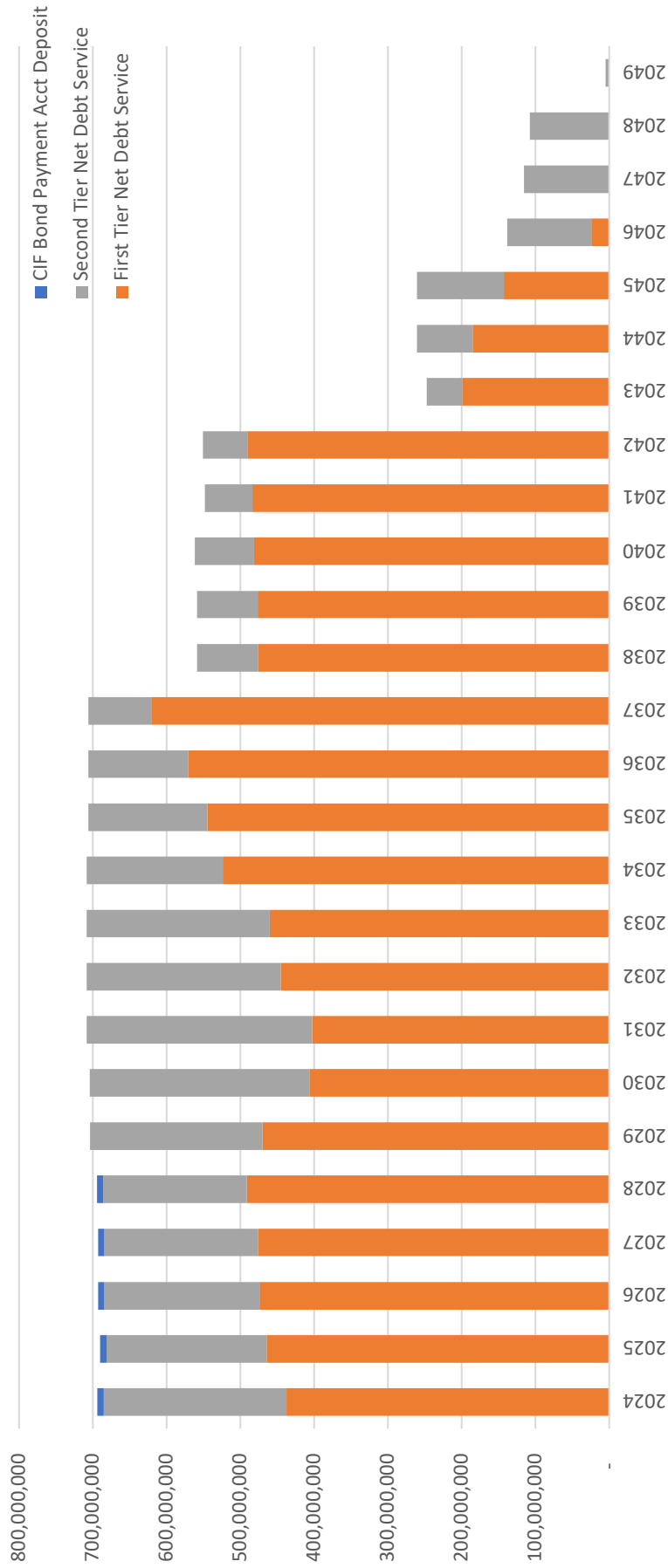
(HB1378)	40
----------------	----

NTTA System Long Term Debt Service by Tier



Note: Does not reflect BABs Subsidy or use of Debt Service Reserve funds when available.

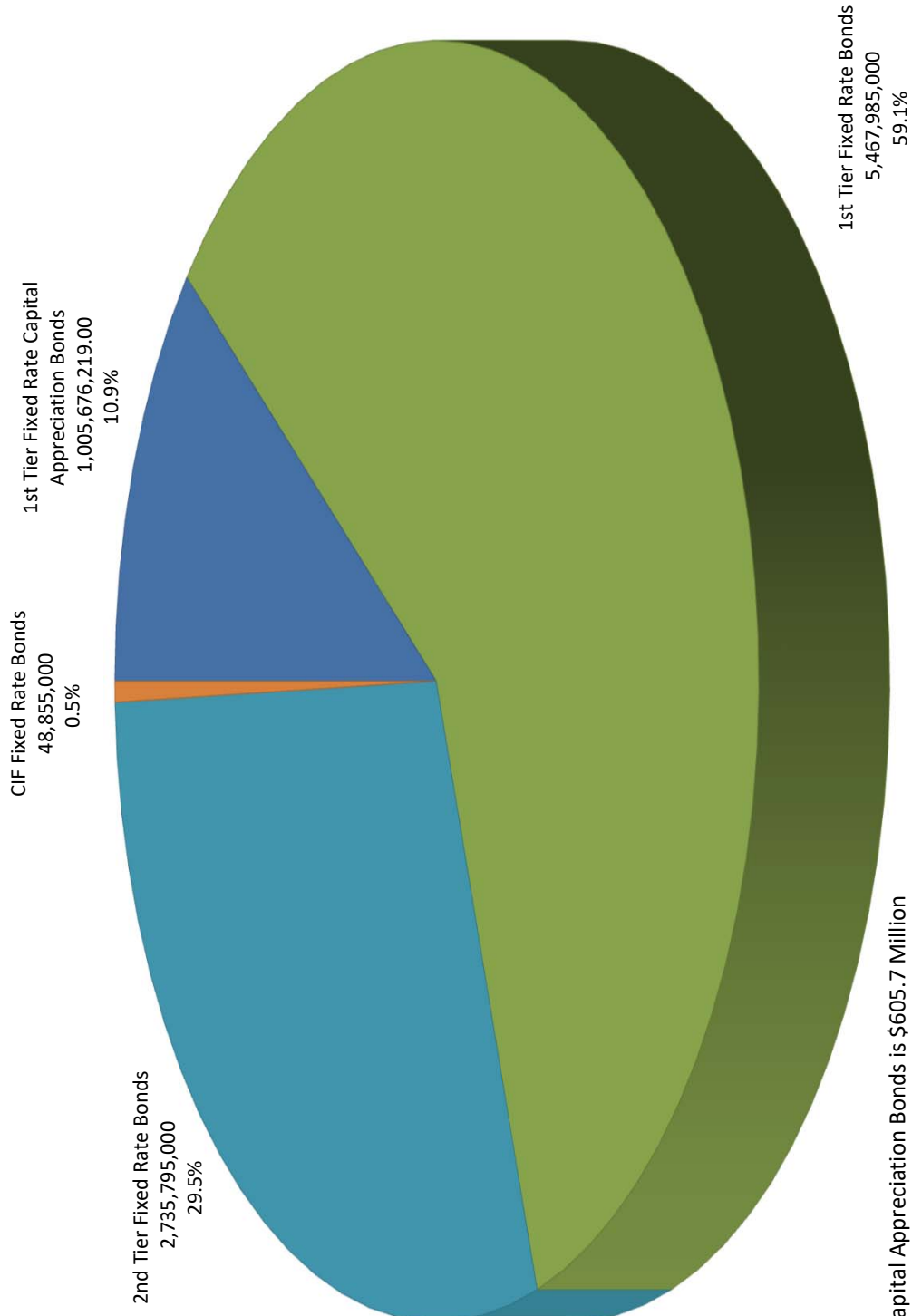
NTTA Net Debt Service Cashflow



Note 1: 1st Tier Debt Service Reserve Fund is available to offset debt service in 2047-2051 and 2nd Tier Debt Service Reserve Fund is available to offset debt service in 2037, so no debt service payment reflected in chart.

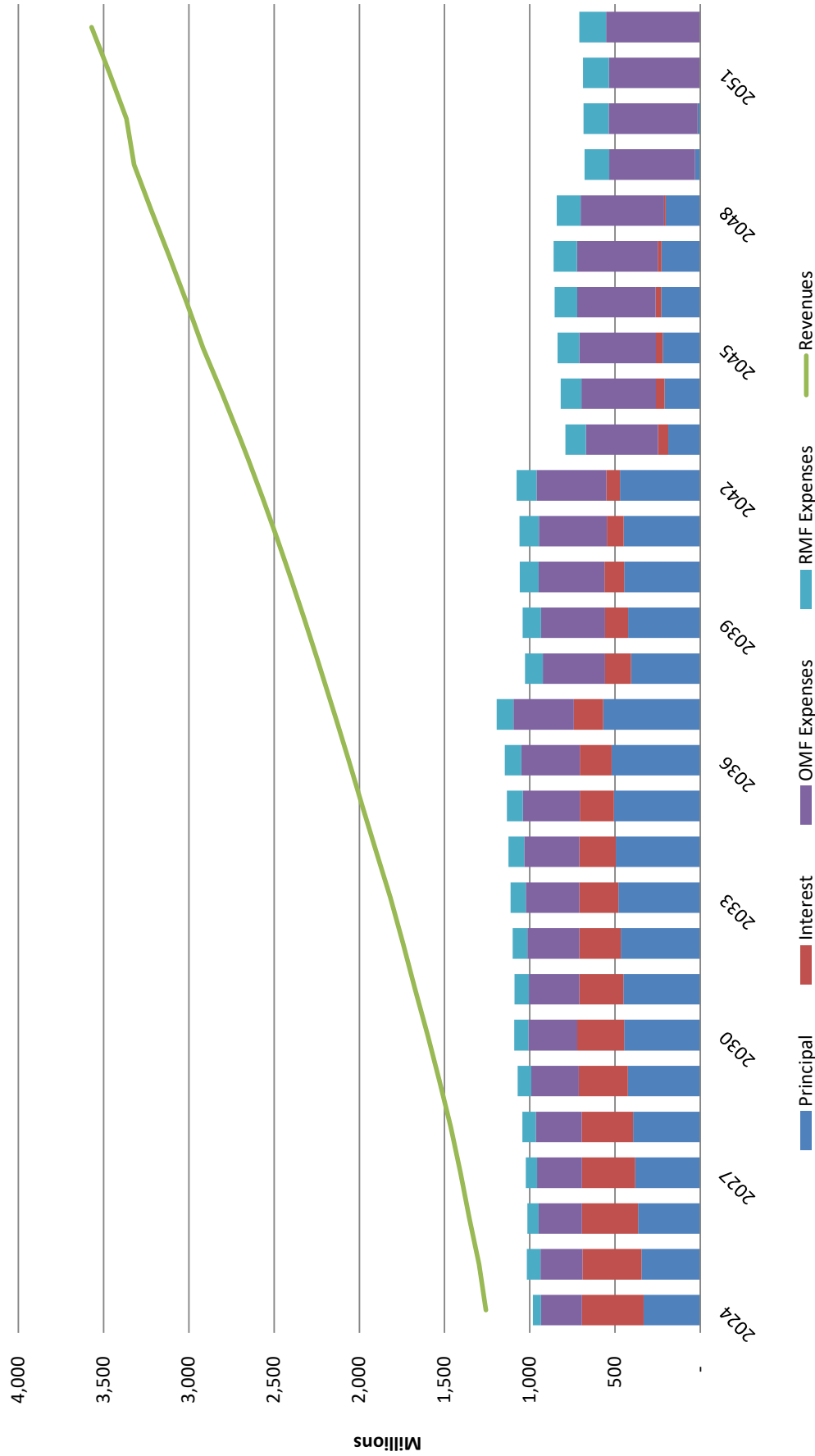
Note 2: CIF Payment Acct Deposit equals deposit amount sufficient to bring balance in the CIF Bond Payment Acct equal to principal and interest for 2/1 and 8/1 payment of such fiscal year and 2/1 payment of next fiscal year.

NTTA System Long Term Debt by Type



* Accreted Interest on Capital Appreciation Bonds is \$605.7 Million

NTTA System Revenues vs. Obligations



Principal and Interest includes 1st and 2nd Tier Bonds & CIF Subordinate Bonds.

NTTA System 1st and 2nd Tier Revenue Bonds Summary

Date	1st Tier Bonds				2nd Tier Bonds			Net Debt Service - 1st & 2nd Tier	
	1st Tier Principal	1st Tier Accreted Principal	1st Tier Interest	1st Tier Build America Bonds Subsidy (1)		2nd Tier Principal	2nd Tier Interest	Total Net Debt Service	Annual Net Debt Service
				Subsidy (1)	Subsidy (1)				
7/1/2024	-	-	126,598,060	(9,146,263)	(9,146,263)	-	62,258,131	179,709,928	685,294,857
1/1/2025	202,575,000	-	126,598,060	(9,146,263)	(9,146,263)	123,300,000	62,258,131	505,584,928	685,294,857
7/1/2025	-	-	121,761,142	(9,146,263)	(9,146,263)	-	59,175,631	171,790,510	681,636,021
1/1/2026	239,390,000	-	121,761,142	(9,146,263)	(9,146,263)	98,665,000	59,175,631	509,845,510	681,636,021
7/1/2026	-	-	115,989,167	(9,146,263)	(9,146,263)	-	56,709,006	163,551,910	684,268,819
1/1/2027	259,325,000	-	115,989,167	(9,146,263)	(9,146,263)	97,840,000	56,709,006	520,716,910	684,268,819
7/1/2027	-	-	109,684,963	(9,146,263)	(9,146,263)	-	54,263,006	154,801,706	684,268,819
1/1/2028	173,206,277	102,048,723	109,684,963	(9,146,263)	(9,146,263)	99,410,000	54,263,006	529,466,706	684,268,819
7/1/2028	-	-	106,803,199	(9,146,263)	(9,146,263)	-	51,777,756	149,434,692	684,268,819
1/1/2029	192,134,977	103,835,023	106,803,199	(9,146,263)	(9,146,263)	91,200,000	51,777,756	536,604,692	684,268,819
7/1/2029	-	-	103,398,321	(9,146,263)	(9,146,263)	-	49,497,756	143,749,814	684,268,819
1/1/2030	182,458,060	98,896,940	103,398,321	(9,146,263)	(9,146,263)	134,955,000	49,497,756	560,059,814	684,268,819
7/1/2030	-	-	100,067,612	(9,146,263)	(9,146,263)	-	46,123,881	137,045,230	684,268,819
1/1/2031	140,847,124	83,827,877	100,067,612	(9,146,263)	(9,146,263)	213,760,000	46,123,881	575,480,230	684,268,819
7/1/2031	-	-	97,541,735	(9,146,263)	(9,146,263)	-	40,779,881	129,175,353	684,268,819
1/1/2032	137,008,476	88,876,524	97,541,735	(9,146,263)	(9,146,263)	224,430,000	40,779,881	579,490,353	684,268,819
7/1/2032	-	-	95,209,795	(9,146,263)	(9,146,263)	-	35,255,706	121,319,238	684,268,819
1/1/2033	135,854,338	137,250,662	95,209,795	(9,146,263)	(9,146,263)	192,920,000	35,255,706	587,344,238	684,268,819
7/1/2033	-	-	93,198,716	(9,146,263)	(9,146,263)	-	30,663,356	114,715,809	684,268,819
1/1/2034	179,207,717	112,977,283	93,198,716	(9,146,263)	(9,146,263)	187,045,000	30,663,356	593,945,809	684,268,819
7/1/2034	-	-	89,801,927	(9,146,263)	(9,146,263)	-	26,203,756	106,859,420	684,268,819
1/1/2035	204,359,123	158,325,877	89,801,927	(9,146,263)	(9,146,263)	132,265,000	26,203,756	601,809,420	684,268,819
7/1/2035	-	-	86,373,260	(9,146,263)	(9,146,263)	-	23,084,731	100,311,728	684,268,819
1/1/2036	242,539,065	147,985,936	86,373,260	(9,146,263)	(9,146,263)	114,880,000	23,084,731	605,716,728	684,268,819
7/1/2036	-	-	81,976,230	(9,146,263)	(9,146,263)	-	20,508,781	93,338,748	684,268,819
1/1/2037	295,072,230	130,097,770	81,976,230	(9,146,263)	(9,146,263)	94,185,000	20,508,781	612,693,748	684,268,819
7/1/2037	-	-	76,454,622	(9,146,263)	(9,146,263)	-	18,497,656	85,806,015	684,268,819
1/1/2038	347,102,009	139,022,991	76,454,622	(9,146,263)	(9,146,263)	83,000,000	18,497,656	654,931,015	684,268,819
7/1/2038	-	-	69,216,783	(9,146,263)	(9,146,263)	-	16,721,181	76,791,701	684,268,819
1/1/2039	355,555,000	-	69,216,783	(9,146,263)	(9,146,263)	49,595,000	16,721,181	481,941,701	684,268,819
7/1/2039	-	-	61,006,000	(9,146,263)	(9,146,263)	-	15,595,206	67,454,943	684,268,819
1/1/2040	372,910,000	-	61,006,000	(9,146,263)	(9,146,263)	50,910,000	15,595,206	491,274,943	684,268,819
7/1/2040	-	-	51,836,985	(8,397,101)	(8,397,101)	-	14,440,906	57,880,790	684,268,819
1/1/2041	394,550,000	-	51,836,985	(8,397,101)	(8,397,101)	51,295,000	14,440,906	503,725,790	684,268,819
7/1/2041	-	-	43,605,983	(7,615,234)	(7,615,234)	-	13,281,731	49,272,480	684,268,819
1/1/2042	411,495,000	-	43,605,983	(7,615,234)	(7,615,234)	37,990,000	13,281,731	498,757,480	684,268,819
7/1/2042	-	-	34,537,425	(6,799,332)	(6,799,332)	-	12,452,381	40,190,474	684,268,819
1/1/2043	435,055,000	-	34,537,425	(6,799,332)	(6,799,332)	35,425,000	12,452,381	510,670,474	684,268,819

(1) The BABS Subsidy is reduced by 5.7% due to Sequestration.

NTTA System 1st and 2nd Tier Revenue Bonds Summary

Date	1st Tier Bonds			1st Tier Build America Bonds Subsidy (1)			2nd Tier Bonds			Net Debt Service - 1st & 2nd Tier	
	1st Tier Principal	1st Tier Accreted Principal	1st Tier Interest	Subsidy (1)	2nd Tier Principal	2nd Tier Interest	Total Net Debt Service	Annual Net Debt Service			
7/1/2043	-	-	24,293,915	(5,947,843)	-	11,690,756	30,036,829	247,538,657			
1/1/2044	162,500,000	-	24,293,915	(5,947,843)	24,965,000	11,690,756	217,501,829	247,538,657			
7/1/2044	-	-	19,640,989	(5,059,214)	-	11,194,381	25,776,156	260,552,312			
1/1/2045	155,320,000	-	19,640,989	(5,059,214)	53,680,000	11,194,381	234,776,156	260,552,312			
7/1/2045	-	-	15,047,765	(4,131,838)	-	9,983,931	20,899,858	260,594,716			
1/1/2046	120,615,000	-	15,047,765	(4,131,838)	98,180,000	9,983,931	239,694,858	260,594,716			
7/1/2046	-	-	11,290,856	(3,164,053)	-	7,664,931	15,791,735	260,633,469			
1/1/2047	130,000,000	-	11,290,856	(3,164,053)	99,050,000	7,664,931	244,841,735	260,633,469			
7/1/2047	-	-	7,266,594	(2,154,028)	-	5,328,281	10,440,847	247,946,694			
1/1/2048	122,350,000	-	7,266,594	(2,154,028)	104,715,000	5,328,281	237,505,847	247,946,694			
7/1/2048	-	-	3,399,480	(1,099,991)	-	2,854,156	5,153,645	212,462,291			
1/1/2049	100,220,000	-	3,399,480	(1,099,991)	101,935,000	2,854,156	207,308,645	212,462,291			
7/1/2049	-	-	50,010	-	-	780,600	830,610	30,561,220			
1/1/2050	1,000,000	-	50,010	-	27,900,000	780,600	29,730,610	30,561,220			
7/1/2050	-	-	33,340	-	-	235,650	268,990	17,247,980			
1/1/2051	1,000,000	-	33,340	-	15,710,000	235,650	16,978,990	17,247,980			
7/1/2051	-	-	16,670	-	-	-	16,670	1,033,340			
1/1/2052	1,000,000	-	16,670	-	-	-	1,016,670	1,033,340			
Totals	5,694,649,394	1,303,145,606	3,492,203,081	(381,417,685)	2,639,205,000	1,394,046,263	14,141,831,659	14,141,831,659			

(1) The BABS Subsidy is reduced by 5.7% due to Sequestration.

NTTA System Revenue Bonds - 1st Tier

Series: 2008D Capital Appreciation Bond

Dated: 4/3/2008

All in TIC at closing

6.13%

Date	Principal	Accreted Principal	Debt Service	Annual Debt Service
7/1/2024			-	
1/1/2025			-	-
7/1/2025			-	
1/1/2026			-	-
7/1/2026			-	
1/1/2027			-	-
7/1/2027			-	
1/1/2028	47,416,277	102,048,723	149,465,000	149,465,000
7/1/2028			-	
1/1/2029	44,229,977	103,835,023	148,065,000	148,065,000
7/1/2029			-	
1/1/2030	38,693,060	98,896,940	137,590,000	137,590,000
7/1/2030			-	
1/1/2031	30,177,124	83,827,877	114,005,000	114,005,000
7/1/2031			-	
1/1/2032	29,483,476	88,876,524	118,360,000	118,360,000
7/1/2032			-	
1/1/2033	42,014,338	137,250,662	179,265,000	179,265,000
7/1/2033			-	
1/1/2034	31,952,717	112,977,283	144,930,000	144,930,000
7/1/2034			-	
1/1/2035	41,419,123	158,325,877	199,745,000	199,745,000
7/1/2035			-	
1/1/2036	35,964,065	147,985,936	183,950,000	183,950,000
7/1/2036			-	
1/1/2037	29,402,230	130,097,770	159,500,000	159,500,000
7/1/2037			-	
1/1/2038	29,247,009	139,022,991	168,270,000	168,270,000
Totals	399,999,394	1,303,145,606	1,703,145,000	1,703,145,000

(1) All in TIC is from combined 2008H I Series which included 2008H-1, 2008H-2 and 2008I

NTTA System Revenue Bonds - 1st Tier

Series: 2009B

Dated: 8/6/2009

All in TIC at closing

4.43%

Date	Principal	Coupon	Interest	BABS Subsidy (1),(2)	Debt Service	Annual Debt Service
7/1/2024			27,711,750	(9,146,263)	18,565,487	
1/1/2025			27,711,750	(9,146,263)	18,565,487	37,130,974
7/1/2025			27,711,750	(9,146,263)	18,565,487	
1/1/2026			27,711,750	(9,146,263)	18,565,487	37,130,974
7/1/2026			27,711,750	(9,146,263)	18,565,487	
1/1/2027			27,711,750	(9,146,263)	18,565,487	37,130,974
7/1/2027			27,711,750	(9,146,263)	18,565,487	
1/1/2028			27,711,750	(9,146,263)	18,565,487	37,130,974
7/1/2028			27,711,750	(9,146,263)	18,565,487	
1/1/2029			27,711,750	(9,146,263)	18,565,487	37,130,974
7/1/2029			27,711,750	(9,146,263)	18,565,487	
1/1/2030			27,711,750	(9,146,263)	18,565,487	37,130,974
7/1/2030			27,711,750	(9,146,263)	18,565,487	
1/1/2031			27,711,750	(9,146,263)	18,565,487	37,130,974
7/1/2031			27,711,750	(9,146,263)	18,565,487	
1/1/2032			27,711,750	(9,146,263)	18,565,487	37,130,974
7/1/2032			27,711,750	(9,146,263)	18,565,487	
1/1/2033			27,711,750	(9,146,263)	18,565,487	37,130,974
7/1/2033			27,711,750	(9,146,263)	18,565,487	
1/1/2034			27,711,750	(9,146,263)	18,565,487	37,130,974
7/1/2034			27,711,750	(9,146,263)	18,565,487	
1/1/2035			27,711,750	(9,146,263)	18,565,487	37,130,974
7/1/2035			27,711,750	(9,146,263)	18,565,487	
1/1/2036			27,711,750	(9,146,263)	18,565,487	37,130,974
7/1/2036			27,711,750	(9,146,263)	18,565,487	
1/1/2037			27,711,750	(9,146,263)	18,565,487	37,130,974
7/1/2037			27,711,750	(9,146,263)	18,565,487	
1/1/2038			27,711,750	(9,146,263)	18,565,487	37,130,974
7/1/2038			27,711,750	(9,146,263)	18,565,487	
1/1/2039			27,711,750	(9,146,263)	18,565,487	37,130,974
7/1/2039			27,711,750	(9,146,263)	18,565,487	
1/1/2040	67,575,000	6.72%	27,711,750	(9,146,263)	86,140,487	104,705,974
7/1/2040			25,441,906	(8,397,101)	17,044,805	
1/1/2041	70,525,000	6.72%	25,441,906	(8,397,101)	87,569,805	104,614,610
7/1/2041			23,072,971	(7,615,234)	15,457,737	
1/1/2042	73,595,000	6.72%	23,072,971	(7,615,234)	89,052,737	104,510,474

(1) The BABS Subsidy is reduced by 5.7% due to Sequestration.

NTTA System Revenue Bonds - 1st Tier

Series: 2009B

Dated: 8/6/2009

All in TIC at closing

4.43%

Date	Principal	Coupon	Interest	BABS Subsidy (1),(2)	Debt Service	Annual Debt Service
7/1/2042			20,600,915	(6,799,332)	13,801,583	
1/1/2043	76,805,000	6.72%	20,600,915	(6,799,332)	90,606,583	104,408,166
7/1/2043			18,021,035	(5,947,843)	12,073,192	
1/1/2044	80,155,000	6.72%	18,021,035	(5,947,843)	92,228,192	104,301,385
7/1/2044			15,328,629	(5,059,214)	10,269,415	
1/1/2045	83,650,000	6.72%	15,328,629	(5,059,214)	93,919,415	104,188,829
7/1/2045			12,518,825	(4,131,838)	8,386,987	
1/1/2046	87,295,000	6.72%	12,518,825	(4,131,838)	95,681,987	104,068,974
7/1/2046			9,586,586	(3,164,053)	6,422,533	
1/1/2047	91,105,000	6.72%	9,586,586	(3,164,053)	97,527,533	103,950,067
7/1/2047			6,526,369	(2,154,028)	4,372,341	
1/1/2048	95,075,000	6.72%	6,526,369	(2,154,028)	99,447,341	103,819,682
7/1/2048			3,332,800	(1,099,991)	2,232,809	
1/1/2049	99,220,000	6.72%	3,332,800	(1,099,991)	101,452,809	103,685,618
Totals	825,000,000		1,155,636,070	(381,417,685)	1,599,218,385	1,599,218,385

(1) The BABS Subsidy is reduced by 5.7% due to Sequestration.

NTTA System Revenue Bonds - 1st Tier

Series: 2014A

Dated: 11/20/2014

All in TIC at closing

2.69%

Date	Principal	Coupon	Interest	Debt Service	Annual Debt Service
7/1/2024			1,647,375	1,647,375	
1/1/2025	65,895,000	5.00%	1,647,375	67,542,375	69,189,750
Totals	65,895,000		3,294,750	69,189,750	69,189,750

NTTA System Revenue Bonds - 1st Tier

Series: 2015B

Dated: 9/18/2015

All in TIC at closing

4.35%

Date	Principal	Rate	Interest	Debt Service	Annual Debt Service
7/1/2024			8,954,325	8,954,325	
1/1/2025	14,775,000	5.00%	8,954,325	23,729,325	32,683,650
7/1/2025			8,584,950	8,584,950	
1/1/2026	15,510,000	5.00%	8,584,950	24,094,950	32,679,900
7/1/2026			8,197,200	8,197,200	
1/1/2027	16,290,000	5.00%	8,197,200	24,487,200	32,684,400
7/1/2027			7,789,950	7,789,950	
1/1/2028	8,855,000	5.00%	7,789,950	16,644,950	24,434,900
7/1/2028			7,568,575	7,568,575	
1/1/2029	61,215,000	5.00%	7,568,575	68,783,575	76,352,150
7/1/2029			6,038,200	6,038,200	
1/1/2030	8,600,000	5.00%	6,038,200	14,638,200	20,676,400
7/1/2030			5,823,200	5,823,200	
1/1/2031	17,185,000	5.00%	5,823,200	23,008,200	28,831,400
7/1/2031			5,393,575	5,393,575	
1/1/2032	26,330,000	5.00%	5,393,575	31,723,575	37,117,150
7/1/2032			4,735,325	4,735,325	
1/1/2033	10,280,000	5.00%	4,735,325	15,015,325	19,750,650
7/1/2033			4,478,325	4,478,325	
1/1/2034	46,295,000	5.00%	4,478,325	50,773,325	55,251,650
7/1/2034			3,320,950	3,320,950	
1/1/2035	19,835,000	4.00%	3,320,950	23,155,950	26,476,900
7/1/2035			2,924,250	2,924,250	
1/1/2036	-	5.00%	2,924,250	2,924,250	5,848,500
7/1/2036			2,924,250	2,924,250	
1/1/2037	-	5.00%	2,924,250	2,924,250	5,848,500
7/1/2037			2,924,250	2,924,250	
1/1/2038	-	5.00%	2,924,250	2,924,250	5,848,500
7/1/2038			2,924,250	2,924,250	
1/1/2039	-	5.00%	2,924,250	2,924,250	5,848,500
7/1/2039			2,924,250	2,924,250	
1/1/2040	-	5.00%	2,924,250	2,924,250	5,848,500
7/1/2040			2,924,250	2,924,250	
1/1/2041	20,280,000	5.00%	2,924,250	23,204,250	26,128,500
7/1/2041			2,417,250	2,417,250	
1/1/2042	17,810,000	5.00%	2,417,250	20,227,250	22,644,500
7/1/2042			1,972,000	1,972,000	
1/1/2043	10,970,000	5.00%	1,972,000	12,942,000	14,914,000
7/1/2043			1,697,750	1,697,750	
1/1/2044	32,435,000	5.00%	1,697,750	34,132,750	35,830,500
7/1/2044			886,875	886,875	
1/1/2045	35,475,000	5.00%	886,875	36,361,875	37,248,750
Totals	362,140,000		190,807,900	552,947,900	552,947,900

NTTA System Revenue Bonds - 1st Tier

Series: 2016A

Dated: 5/4/2016
All in TIC at closing 3.02%

Date	Principal	Rate	Interest	Debt Service	Annual Debt Service
7/1/2024			11,232,125	11,232,125	
1/1/2025	44,675,000	5.00%	11,232,125	55,907,125	67,139,250
7/1/2025			10,115,250	10,115,250	
1/1/2026			10,115,250	10,115,250	20,230,500
7/1/2026			10,115,250	10,115,250	
1/1/2027			10,115,250	10,115,250	20,230,500
7/1/2027			10,115,250	10,115,250	
1/1/2028	56,995,000	5.00%	10,115,250	67,110,250	77,225,500
7/1/2028			8,690,375	8,690,375	
1/1/2029	15,855,000	5.00%	8,690,375	24,545,375	33,235,750
7/1/2029			8,294,000	8,294,000	
1/1/2030	66,660,000	5.00%	8,294,000	74,954,000	83,248,000
7/1/2030			6,627,500	6,627,500	
1/1/2031	32,165,000	5.00%	6,627,500	38,792,500	45,420,000
7/1/2031			5,823,375	5,823,375	
1/1/2032	15,205,000	5.00%	5,823,375	21,028,375	26,851,750
7/1/2032			5,443,250	5,443,250	
1/1/2033	11,480,000	5.00%	5,443,250	16,923,250	22,366,500
7/1/2033			5,156,250	5,156,250	
1/1/2034	5,215,000	5.00%	5,156,250	10,371,250	15,527,500
7/1/2034			5,025,875	5,025,875	
1/1/2035	7,495,000	5.00%	5,025,875	12,520,875	17,546,750
7/1/2035			4,838,500	4,838,500	
1/1/2036	19,265,000	5.00%	4,838,500	24,103,500	28,942,000
7/1/2036			4,356,875	4,356,875	
1/1/2037	21,790,000	5.00%	4,356,875	26,146,875	30,503,750
7/1/2037			3,812,125	3,812,125	
1/1/2038	15,035,000	5.00%	3,812,125	18,847,125	22,659,250
7/1/2038			3,436,250	3,436,250	
1/1/2039	147,450,000	4.66%	3,436,250	150,886,250	154,322,500
Totals	459,285,000		206,164,500	665,449,500	665,449,500

NTTA System Revenue and Refunding Bonds - 1st Tier

Series: 2017A

Dated: 11/1/2017

All in TIC at closing 4.01%

Date	Principal 1	Coupon 1	Principal 2	Coupon 2	Interest	Debt Service	Annual Debt Service
7/1/2024					33,289,125	33,289,125	
1/1/2025	5,915,000	5.00%			33,289,125	39,204,125	72,493,250
7/1/2025					33,141,250	33,141,250	
1/1/2026	4,440,000	5.00%			33,141,250	37,581,250	70,722,500
7/1/2026					33,030,250	33,030,250	
1/1/2027	46,120,000	5.00%			33,030,250	79,150,250	112,180,500
7/1/2027					31,877,250	31,877,250	
1/1/2028	28,175,000	5.00%			31,877,250	60,052,250	91,929,500
7/1/2028					31,172,875	31,172,875	
1/1/2029	35,270,000	5.00%			31,172,875	66,442,875	97,615,750
7/1/2029					30,291,125	30,291,125	
1/1/2030	41,850,000	5.00%			30,291,125	72,141,125	102,432,250
7/1/2030					29,244,875	29,244,875	
1/1/2031	1,200,000	3.00%	35,470,000	5.00%	29,244,875	65,914,875	95,159,750
7/1/2031					28,340,125	28,340,125	
1/1/2032	19,750,000	4.00%	20,810,000	5.00%	28,340,125	68,900,125	97,240,250
7/1/2032					27,424,875	27,424,875	
1/1/2033	20,000,000	4.00%	25,890,000	5.00%	27,424,875	73,314,875	100,739,750
7/1/2033					26,377,625	26,377,625	
1/1/2034	30,090,000	5.00%	30,000,000	5.00%	26,377,625	86,467,625	112,845,250
7/1/2034					24,875,375	24,875,375	
1/1/2035	38,845,000	5.00%	30,000,000	5.00%	24,875,375	93,720,375	118,595,750
7/1/2035					23,154,250	23,154,250	
1/1/2036	25,000,000	4.00%	47,565,000	5.00%	23,154,250	95,719,250	118,873,500
7/1/2036					21,465,125	21,465,125	
1/1/2037	30,000,000	4.00%	57,855,000	5.00%	21,465,125	109,320,125	130,785,250
7/1/2037					19,418,750	19,418,750	
1/1/2038			56,035,000	5.00%	19,418,750	75,453,750	94,872,500
7/1/2038					18,017,875	18,017,875	
1/1/2039	77,560,000	5.00%			18,017,875	95,577,875	113,595,750
7/1/2039					16,078,875	16,078,875	
1/1/2040	58,975,000	5.00%	23,550,000	4.00%	16,078,875	98,603,875	114,682,750
7/1/2040					14,133,500	14,133,500	
1/1/2041	41,015,000	5.00%	24,490,000	4.00%	14,133,500	79,638,500	93,772,000
7/1/2041					12,618,325	12,618,325	
1/1/2042	104,385,000	5.00%	25,470,000	4.00%	12,618,325	142,473,325	155,091,650
7/1/2042					9,499,300	9,499,300	
1/1/2043	196,140,000	5.00%	26,490,000	4.00%	9,499,300	232,129,300	241,628,600
7/1/2043					4,066,000	4,066,000	
1/1/2044	30,955,000	5.00%			4,066,000	35,021,000	39,087,000
7/1/2044					3,292,125	3,292,125	
1/1/2045	35,195,000	5.00%			3,292,125	38,487,125	41,779,250
7/1/2045					2,412,250	2,412,250	
1/1/2046	32,320,000	5.00%			2,412,250	34,732,250	37,144,500
7/1/2046					1,604,250	1,604,250	
1/1/2047	37,895,000	5.00%			1,604,250	39,499,250	41,103,500
7/1/2047					656,875	656,875	
1/1/2048	26,275,000	5.00%			656,875	26,931,875	27,588,750
Totals	967,370,000		403,625,000		950,964,500	2,321,959,500	2,321,959,500

NTTA System Revenue Bonds - 1st Tier

Series: 2019A

Dated: 8/15/2019

All in TIC at closing

3.15%

Date	Principal	Rate	Interest	Debt Service	Annual Debt Service
7/1/2024			7,638,400	7,638,400	
1/1/2025	8,425,000	5.00%	7,638,400	16,063,400	23,701,800
7/1/2025			7,427,775	7,427,775	
1/1/2026	3,790,000	5.00%	7,427,775	11,217,775	18,645,550
7/1/2026			7,333,025	7,333,025	
1/1/2027	7,625,000	5.00%	7,333,025	14,958,025	22,291,050
7/1/2027			7,142,400	7,142,400	
1/1/2028	7,930,000	5.00%	7,142,400	15,072,400	22,214,800
7/1/2028			6,944,150	6,944,150	
1/1/2029	8,245,000	5.00%	6,944,150	15,189,150	22,133,300
7/1/2029			6,738,025	6,738,025	
1/1/2030	4,490,000	5.00%	6,738,025	11,228,025	17,966,050
7/1/2030			6,625,775	6,625,775	
1/1/2031	1,350,000	5.00%	6,625,775	7,975,775	14,601,550
7/1/2031			6,592,025	6,592,025	
1/1/2032	1,415,000	5.00%	6,592,025	8,007,025	14,599,050
7/1/2032			6,556,650	6,556,650	
1/1/2033	1,485,000	4.00%	6,556,650	8,041,650	14,598,300
7/1/2033			6,526,950	6,526,950	
1/1/2034	5,445,000	4.00%	6,526,950	11,971,950	18,498,900
7/1/2034			6,418,050	6,418,050	
1/1/2035	22,015,000	3.00%	6,418,050	28,433,050	34,851,100
7/1/2035			6,087,825	6,087,825	
1/1/2036	43,060,000	4.00%	6,087,825	49,147,825	55,235,650
7/1/2036			5,226,625	5,226,625	
1/1/2037	65,590,000	4.00%	5,226,625	70,816,625	76,043,250
7/1/2037			3,914,825	3,914,825	
1/1/2038	81,765,000	5.00%	3,914,825	85,679,825	89,594,650
7/1/2038			1,870,700	1,870,700	
1/1/2039	16,120,000	4.00%	1,870,700	17,990,700	19,861,400
7/1/2039			1,548,300	1,548,300	
1/1/2040	14,010,000	4.00%	1,548,300	15,558,300	17,106,600
7/1/2040			1,268,100	1,268,100	
1/1/2041	14,570,000	4.00%	1,268,100	15,838,100	17,106,200
7/1/2041			976,700	976,700	

NTTA System Revenue Bonds - 1st Tier

Series: 2019A

Dated: 8/15/2019

All in TIC at closing

3.15%

Date	Principal	Rate	Interest	Debt Service	Annual Debt Service
1/1/2042	15,135,000	4.00%	976,700	16,111,700	17,088,400
7/1/2042			674,000	674,000	
1/1/2043	15,745,000	4.00%	674,000	16,419,000	17,093,000
7/1/2043			359,100	359,100	
1/1/2044	17,955,000	4.00%	359,100	18,314,100	18,673,200
Totals	356,165,000		195,738,800	551,903,800	551,903,800

NTTA System Revenue and Refunding Bonds - 1st Tier

Series: 2020A

Dated: 10/28/2020

All in TIC at closing 2.70%

Date	Principal 1	Coupon 1	Principal 2	Coupon 2	Interest	Debt Service	Annual Debt Service
7/1/2024					3,569,200	3,569,200	
1/1/2025	6,695,000	5.00%			3,569,200	10,264,200	13,833,400
7/1/2025					3,401,825	3,401,825	
1/1/2026	7,140,000	5.00%			3,401,825	10,541,825	13,943,650
7/1/2026					3,223,325	3,223,325	
1/1/2027					3,223,325	3,223,325	6,446,650
7/1/2027					3,223,325	3,223,325	
1/1/2028					3,223,325	3,223,325	6,446,650
7/1/2028					3,223,325	3,223,325	
1/1/2029					3,223,325	3,223,325	6,446,650
7/1/2029					3,223,325	3,223,325	
1/1/2030					3,223,325	3,223,325	6,446,650
7/1/2030					3,223,325	3,223,325	
1/1/2031					3,223,325	3,223,325	6,446,650
7/1/2031					3,223,325	3,223,325	
1/1/2032					3,223,325	3,223,325	6,446,650
7/1/2032					3,223,325	3,223,325	
1/1/2033					3,223,325	3,223,325	6,446,650
7/1/2033					3,223,325	3,223,325	
1/1/2034	4,885,000	4.00%			3,223,325	8,108,325	11,331,650
7/1/2034					3,125,625	3,125,625	
1/1/2035	18,620,000	4.00%			3,125,625	21,745,625	24,871,250
7/1/2035					2,753,225	2,753,225	
1/1/2036	34,600,000	4.00%			2,753,225	37,353,225	40,106,450
7/1/2036					2,061,225	2,061,225	
1/1/2037	26,005,000	3.00%	28,000,000	4.00%	2,061,225	56,066,225	58,127,450
7/1/2037					1,111,150	1,111,150	
1/1/2038	42,410,000	3.00%	23,750,000	4.00%	1,111,150	67,271,150	68,382,300
Totals	140,355,000		51,750,000		83,617,700	275,722,700	275,722,700

NTTA System Revenue Refunding Bonds - 1st Tier

Series: 2020B

Dated: 10/28/2020

All in TIC at closing 2.80%

Date	Principal	Coupon	Interest	Debt Service	Annual Debt Service
7/1/2024			4,759,405	4,759,405	
1/1/2025	11,430,000	1.020%	4,759,405	16,189,405	20,948,810
7/1/2025			4,701,112	4,701,112	
1/1/2026	11,545,000	1.314%	4,701,112	16,246,112	20,947,224
7/1/2026			4,625,261	4,625,261	
1/1/2027	10,120,000	1.464%	4,625,261	14,745,261	19,370,523
7/1/2027			4,551,183	4,551,183	
1/1/2028	16,070,000	1.727%	4,551,183	20,621,183	25,172,366
7/1/2028			4,412,418	4,412,418	
1/1/2029	15,690,000	1.827%	4,412,418	20,102,418	24,514,837
7/1/2029			4,269,090	4,269,090	
1/1/2030	10,695,000	1.877%	4,269,090	14,964,090	19,233,181
7/1/2030			4,168,718	4,168,718	
1/1/2031	8,515,000	2.047%	4,168,718	12,683,718	16,852,435
7/1/2031			4,081,567	4,081,567	
1/1/2032	11,230,000	2.227%	4,081,567	15,311,567	19,393,133
7/1/2032			3,956,521	3,956,521	
1/1/2033	9,660,000	2.327%	3,956,521	13,616,521	17,573,041
7/1/2033			3,844,127	3,844,127	
1/1/2034	10,575,000	2.427%	3,844,127	14,419,127	18,263,253
7/1/2034			3,715,799	3,715,799	
1/1/2035	11,080,000	2.527%	3,715,799	14,795,799	18,511,598
7/1/2035			3,575,803	3,575,803	
1/1/2036	16,255,000	3.029%	3,575,803	19,830,803	23,406,606
7/1/2036			3,329,621	3,329,621	
1/1/2037	15,335,000	3.029%	3,329,621	18,664,621	21,994,242
7/1/2037			3,097,373	3,097,373	
1/1/2038	15,795,000	3.029%	3,097,373	18,892,373	21,989,745
7/1/2038			2,858,157	2,858,157	
1/1/2039	2,070,000	3.029%	2,858,157	4,928,157	7,786,315
7/1/2039			2,826,807	2,826,807	
1/1/2040	2,135,000	3.029%	2,826,807	4,961,807	7,788,614
7/1/2040			2,794,473	2,794,473	
1/1/2041	108,935,000	3.079%	2,794,473	111,729,473	114,523,945
7/1/2041			1,117,418	1,117,418	
1/1/2042	61,755,000	3.079%	1,117,418	62,872,418	63,989,836

NTTA System Revenue Refunding Bonds - 1st Tier

Series: 2020B

Dated: 10/28/2020

All in TIC at closing 2.80%

Date	Principal	Coupon	Interest	Debt Service	Annual Debt Service
7/1/2042			166,700	166,700	
1/1/2043	1,000,000	3.334%	166,700	1,166,700	1,333,400
7/1/2043			150,030	150,030	
1/1/2044	1,000,000	3.334%	150,030	1,150,030	1,300,060
7/1/2044			133,360	133,360	
1/1/2045	1,000,000	3.334%	133,360	1,133,360	1,266,720
7/1/2045			116,690	116,690	
1/1/2046	1,000,000	3.334%	116,690	1,116,690	1,233,380
7/1/2046			100,020	100,020	
1/1/2047	1,000,000	3.334%	100,020	1,100,020	1,200,040
7/1/2047			83,350	83,350	
1/1/2048	1,000,000	3.334%	83,350	1,083,350	1,166,700
7/1/2048			66,680	66,680	
1/1/2049	1,000,000	3.334%	66,680	1,066,680	1,133,360
7/1/2049			50,010	50,010	
1/1/2050	1,000,000	3.334%	50,010	1,050,010	1,100,020
7/1/2050			33,340	33,340	
1/1/2051	1,000,000	3.334%	33,340	1,033,340	1,066,680
7/1/2051			16,670	16,670	
1/1/2052	1,000,000	3.334%	16,670	1,016,670	1,033,340
Totals	358,890,000		135,203,404	494,093,404	494,093,404

NTTA System Revenue Bonds - 1st Tier

Series: 2021A

Dated: 5/25/2021

All In TIC at closing

2.67%

Date	Principal	Rate	Interest	Debt Service	Annual Debt Service
7/1/2024			5,836,033	5,836,033	
1/1/2025			5,836,033	5,836,033	11,672,067
7/1/2025			5,836,033	5,836,033	
1/1/2026			5,836,033	5,836,033	11,672,067
7/1/2026			5,836,033	5,836,033	
1/1/2027			5,836,033	5,836,033	11,672,067
7/1/2027			5,836,033	5,836,033	
1/1/2028			5,836,033	5,836,033	11,672,067
7/1/2028			5,836,033	5,836,033	
1/1/2029	2,765,000	1.830%	5,836,033	8,601,033	14,437,067
7/1/2029			5,810,734	5,810,734	
1/1/2030	6,385,000	1.980%	5,810,734	12,195,734	18,006,467
7/1/2030			5,747,522	5,747,522	
1/1/2031	7,065,000	2.080%	5,747,522	12,812,522	18,560,044
7/1/2031			5,674,046	5,674,046	
1/1/2032	7,215,000	2.180%	5,674,046	12,889,046	18,563,092
7/1/2032			5,595,403	5,595,403	
1/1/2033	7,370,000	2.330%	5,595,403	12,965,403	18,560,805
7/1/2033			5,509,542	5,509,542	
1/1/2034	7,540,000	2.430%	5,509,542	13,049,542	18,559,084
7/1/2034			5,417,931	5,417,931	
1/1/2035	7,725,000	2.530%	5,417,931	13,142,931	18,560,862
7/1/2035			5,320,210	5,320,210	
1/1/2036	7,920,000	2.630%	5,320,210	13,240,210	18,560,420
7/1/2036			5,216,062	5,216,062	
1/1/2037	8,130,000	2.761%	5,216,062	13,346,062	18,562,124
7/1/2037			5,103,827	5,103,827	
1/1/2038	8,355,000	2.811%	5,103,827	13,458,827	18,562,654
7/1/2038			4,986,398	4,986,398	
1/1/2039	8,590,000	2.861%	4,986,398	13,576,398	18,562,795
7/1/2039			4,863,518	4,863,518	
1/1/2040	8,835,000	3.011%	4,863,518	13,698,518	18,562,036
7/1/2040			4,730,507	4,730,507	
1/1/2041	100,245,000	3.011%	4,730,507	104,975,507	109,706,014
7/1/2041			3,221,318	3,221,318	
1/1/2042	106,065,000	3.011%	3,221,318	109,286,318	112,507,637
7/1/2042			1,624,510	1,624,510	
1/1/2043	107,905,000	3.011%	1,624,510	109,529,510	111,154,020
Totals	402,110,000		196,003,388	598,113,388	598,113,388

NTTA System Revenue and Refunding Bonds - 1st Tier

Series: 2022A

Dated: 10/11/2022

All in TIC at closing

4.23%

Date	Principal 1	Coupon 1	Principal 2	Coupon 2	Interest	Debt Service	Annual Debt Service
7/1/2024					10,965,447	10,965,447	
1/1/2025	44,765,000	5.000%			10,965,447	55,730,447	66,695,894
7/1/2025					9,846,322	9,846,322	
1/1/2026	32,915,000	5.000%			9,846,322	42,761,322	52,607,644
7/1/2026					9,023,447	9,023,447	
1/1/2027					9,023,447	9,023,447	18,046,894
7/1/2027					9,023,447	9,023,447	
1/1/2028					9,023,447	9,023,447	18,046,894
7/1/2028					9,023,447	9,023,447	
1/1/2029					9,023,447	9,023,447	18,046,894
7/1/2029					9,023,447	9,023,447	
1/1/2030					9,023,447	9,023,447	18,046,894
7/1/2030					9,023,447	9,023,447	
1/1/2031					9,023,447	9,023,447	18,046,894
7/1/2031					9,023,447	9,023,447	
1/1/2032					9,023,447	9,023,447	18,046,894
7/1/2032					9,023,447	9,023,447	
1/1/2033					9,023,447	9,023,447	18,046,894
7/1/2033					9,023,447	9,023,447	
1/1/2034					9,023,447	9,023,447	18,046,894
7/1/2034					9,023,447	9,023,447	
1/1/2035					9,023,447	9,023,447	18,046,894
7/1/2035					9,023,447	9,023,447	
1/1/2036	8,710,000	5.000%			9,023,447	17,733,447	26,756,894
7/1/2036					8,805,697	8,805,697	
1/1/2037	9,150,000	5.000%			8,805,697	17,955,697	26,761,394
7/1/2037					8,576,947	8,576,947	
1/1/2038	65,135,000	5.250%			8,576,947	73,711,947	82,288,894
7/1/2038					6,867,153	6,867,153	
1/1/2039	53,765,000	4.125%	50,000,000	5.00%	6,867,153	110,632,153	117,499,306
7/1/2039					4,508,250	4,508,250	
1/1/2040	100,000,000	4.125%	97,830,000	5.00%	4,508,250	202,338,250	206,846,500
Totals	314,440,000		147,830,000		279,608,569	741,878,569	741,878,569

NTTA System Revenue Refunding Bonds - 1st Tier

Series: 2023A

Dated:

11/9/2023

All in TIC at closing

4.27%

Date	Principal	Coupon	Interest	Debt Service	Annual Debt Service
7/1/2024			10,994,875	10,994,875	
1/1/2025			10,994,875	10,994,875	21,989,750
7/1/2025			10,994,875	10,994,875	
1/1/2026	164,050,000	5.000%	10,994,875	175,044,875	186,039,750
7/1/2026			6,893,625	6,893,625	
1/1/2027	179,170,000	5.000%	6,893,625	186,063,625	192,957,250
7/1/2027			2,414,375	2,414,375	
1/1/2028	7,765,000	5.000%	2,414,375	10,179,375	12,593,750
7/1/2028			2,220,250	2,220,250	
1/1/2029	8,865,000	5.000%	2,220,250	11,085,250	13,305,500
7/1/2029			1,998,625	1,998,625	
1/1/2030	5,085,000	5.000%	1,998,625	7,083,625	9,082,250
7/1/2030			1,871,500	1,871,500	
1/1/2031	7,720,000	5.000%	1,871,500	9,591,500	11,463,000
7/1/2031			1,678,500	1,678,500	
1/1/2032	5,570,000	5.000%	1,678,500	7,248,500	8,927,000
7/1/2032			1,539,250	1,539,250	
1/1/2033	7,675,000	5.000%	1,539,250	9,214,250	10,753,500
7/1/2033			1,347,375	1,347,375	
1/1/2034	7,210,000	5.000%	1,347,375	8,557,375	9,904,750
7/1/2034			1,167,125	1,167,125	
1/1/2035	7,325,000	5.000%	1,167,125	8,492,125	9,659,250
7/1/2035			984,000	984,000	
1/1/2036	4,200,000	5.000%	984,000	5,184,000	6,168,000
7/1/2036			879,000	879,000	
1/1/2037	3,815,000	5.000%	879,000	4,694,000	5,573,000
7/1/2037			783,625	783,625	
1/1/2038	9,575,000	5.000%	783,625	10,358,625	11,142,250
7/1/2038			544,250	544,250	
1/1/2039	-	5.000%	544,250	544,250	1,088,500
7/1/2039			544,250	544,250	
1/1/2040	-	5.000%	544,250	544,250	1,088,500
7/1/2040			544,250	544,250	

NTTA System Revenue Refunding Bonds - 1st Tier

Series: 2023A

Dated: 11/9/2023

All in TIC at closing 4.27%

Date	Principal	Coupon	Interest	Debt Service	Annual Debt Service
1/1/2041	14,490,000	5.000%	544,250	15,034,250	15,578,500
7/1/2041			182,000	182,000	
1/1/2042	7,280,000	5.000%	182,000	7,462,000	7,644,000
Totals	439,795,000		95,163,500	534,958,500	534,958,500

NTTA System Revenue Bonds - 2nd Tier

Series: 2015A

Dated: 4/23/2015

All in TIC at closing 4.01%

Date	Principal 1	Coupon 1	Principal 2	Coupon 2	Interest	Debt Service	Annual Debt Service
7/1/2024					19,626,075	19,626,075	
1/1/2025	9,990,000	5.00%			19,626,075	29,616,075	49,242,150
7/1/2025					19,376,325	19,376,325	
1/1/2026	10,490,000	5.00%			19,376,325	29,866,325	49,242,650
7/1/2026					19,114,075	19,114,075	
1/1/2027	11,015,000	5.00%			19,114,075	30,129,075	49,243,150
7/1/2027					18,838,700	18,838,700	
1/1/2028	10,150,000	5.00%			18,838,700	28,988,700	47,827,400
7/1/2028					18,584,950	18,584,950	
1/1/2029					18,584,950	18,584,950	37,169,900
7/1/2029					18,584,950	18,584,950	
1/1/2030	70,355,000	5.00%			18,584,950	88,939,950	107,524,900
7/1/2030					16,826,075	16,826,075	
1/1/2031	44,365,000	5.00%			16,826,075	61,191,075	78,017,150
7/1/2031					15,716,950	15,716,950	
1/1/2032	166,805,000	5.00%			15,716,950	182,521,950	198,238,900
7/1/2032					11,546,825	11,546,825	
1/1/2033	135,040,000	5.00%			11,546,825	146,586,825	158,133,650
7/1/2033					8,170,825	8,170,825	
1/1/2034	130,200,000	5.00%			8,170,825	138,370,825	146,541,650
7/1/2034					4,915,825	4,915,825	
1/1/2035	78,535,000	5.00%			4,915,825	83,450,825	88,366,650
7/1/2035					2,952,450	2,952,450	
1/1/2036	36,110,000	5.00%	17,655,000	4.00%	2,952,450	56,717,450	59,669,900
7/1/2036					1,696,600	1,696,600	
1/1/2037	25,485,000	5.00%	12,455,000	4.00%	1,696,600	39,636,600	41,333,200
7/1/2037					810,375	810,375	
1/1/2038	23,295,000	5.00%	11,400,000	4.00%	810,375	35,505,375	36,315,750
Totals	751,835,000		41,510,000		353,522,000	1,146,867,000	1,146,867,000

NTTA System Revenue and Refunding Bonds - 2nd Tier

Series: 2017B

Dated: 11/1/2017

All in TIC at closing 4.01%

Date	Principal 1	Coupon 1	Principal 2	Coupon 2	Interest	Debt Service	Annual Debt Service
7/1/2024					14,115,000	14,115,000	
1/1/2025	2,735,000	5.00%			14,115,000	16,850,000	30,965,000
7/1/2025					14,046,625	14,046,625	
1/1/2026	1,315,000	5.00%			14,046,625	15,361,625	29,408,250
7/1/2026					14,013,750	14,013,750	
1/1/2027	21,525,000	5.00%			14,013,750	35,538,750	49,552,500
7/1/2027					13,475,625	13,475,625	
1/1/2028	27,855,000	5.00%			13,475,625	41,330,625	54,806,250
7/1/2028					12,779,250	12,779,250	
1/1/2029	26,770,000	5.00%			12,779,250	39,549,250	52,328,500
7/1/2029					12,110,000	12,110,000	
1/1/2030	22,970,000	5.00%			12,110,000	35,080,000	47,190,000
7/1/2030					11,535,750	11,535,750	
1/1/2031	31,075,000	5.00%			11,535,750	42,610,750	54,146,500
7/1/2031					10,758,875	10,758,875	
1/1/2032	31,860,000	5.00%			10,758,875	42,618,875	53,377,750
7/1/2032					9,962,375	9,962,375	
1/1/2033	13,990,000	5.00%	15,000,000	3.125%	9,962,375	38,952,375	48,914,750
7/1/2033					9,378,250	9,378,250	
1/1/2034	24,580,000	4.00%			9,378,250	33,958,250	43,336,500
7/1/2034					8,886,650	8,886,650	
1/1/2035	18,045,000	4.00%			8,886,650	26,931,650	35,818,300
7/1/2035					8,525,750	8,525,750	
1/1/2036	21,305,000	4.00%			8,525,750	29,830,750	38,356,500
7/1/2036					8,099,650	8,099,650	
1/1/2037	12,525,000	4.00%			8,099,650	20,624,650	28,724,300
7/1/2037					7,849,150	7,849,150	
1/1/2038	920,000	4.00%			7,849,150	8,769,150	16,618,300
7/1/2038					7,830,750	7,830,750	
1/1/2039	26,815,000	5.00%			7,830,750	34,645,750	42,476,500
7/1/2039					7,160,375	7,160,375	
1/1/2040	27,220,000	5.00%			7,160,375	34,380,375	41,540,750
7/1/2040					6,479,875	6,479,875	
1/1/2041	26,655,000	5.00%			6,479,875	33,134,875	39,614,750
7/1/2041					5,813,500	5,813,500	
1/1/2042	25,950,000	5.00%			5,813,500	31,763,500	37,577,000
7/1/2042					5,164,750	5,164,750	
1/1/2043	23,025,000	5.00%			5,164,750	28,189,750	33,354,500
7/1/2043					4,589,125	4,589,125	
1/1/2044	12,190,000	5.00%			4,589,125	16,779,125	21,368,250
7/1/2044					4,284,375	4,284,375	
1/1/2045	10,770,000	5.00%			4,284,375	15,054,375	19,338,750
7/1/2045					4,015,125	4,015,125	
1/1/2046	53,190,000	5.00%			4,015,125	57,205,125	61,220,250
7/1/2046					2,685,375	2,685,375	
1/1/2047	51,970,000	5.00%			2,685,375	54,655,375	57,340,750
7/1/2047					1,386,125	1,386,125	
1/1/2048	55,445,000	5.00%			1,386,125	56,831,125	58,217,250
Totals	570,700,000		15,000,000		409,892,150	995,592,150	995,592,150

NTTA System Revenue Refunding Bonds - 2nd Tier

Series: 2018

Dated: 11/13/2018

All in TIC at closing 4.23%

Date	Principal	Coupon	Interest	Debt Service	Annual Debt Service
7/1/2024			8,334,706	8,334,706	
1/1/2025			8,334,706	8,334,706	16,669,413
7/1/2025			8,334,706	8,334,706	
1/1/2026			8,334,706	8,334,706	16,669,413
7/1/2026			8,334,706	8,334,706	
1/1/2027			8,334,706	8,334,706	16,669,413
7/1/2027			8,334,706	8,334,706	
1/1/2028			8,334,706	8,334,706	16,669,413
7/1/2028			8,334,706	8,334,706	
1/1/2029			8,334,706	8,334,706	16,669,413
7/1/2029			8,334,706	8,334,706	
1/1/2030	3,690,000	5.00%	8,334,706	12,024,706	20,359,413
7/1/2030			8,242,456	8,242,456	
1/1/2031	6,630,000	5.00%	8,242,456	14,872,456	23,114,913
7/1/2031			8,076,706	8,076,706	
1/1/2032	8,450,000	5.00%	8,076,706	16,526,706	24,603,413
7/1/2032			7,865,456	7,865,456	
1/1/2033	10,885,000	5.00%	7,865,456	18,750,456	26,615,913
7/1/2033			7,593,331	7,593,331	
1/1/2034	13,540,000	5.00%	7,593,331	21,133,331	28,726,663
7/1/2034			7,254,831	7,254,831	
1/1/2035	16,210,000	5.00%	7,254,831	23,464,831	30,719,663
7/1/2035			6,849,581	6,849,581	
1/1/2036	19,560,000	5.00%	6,849,581	26,409,581	33,259,163
7/1/2036			6,360,581	6,360,581	
1/1/2037	22,660,000	4.00%	6,360,581	29,020,581	35,381,163
7/1/2037			5,907,381	5,907,381	
1/1/2038	25,480,000	4.00%	5,907,381	31,387,381	37,294,763
7/1/2038			5,397,781	5,397,781	
1/1/2039			5,397,781	5,397,781	10,795,563
7/1/2039			5,397,781	5,397,781	
1/1/2040			5,397,781	5,397,781	10,795,563
7/1/2040			5,397,781	5,397,781	
1/1/2041			5,397,781	5,397,781	10,795,563
7/1/2041			5,397,781	5,397,781	
1/1/2042			5,397,781	5,397,781	10,795,563
7/1/2042			5,397,781	5,397,781	

NTTA System Revenue Refunding Bonds - 2nd Tier

Series: 2018

Dated: 11/13/2018

All in TIC at closing 4.23%

Date	Principal	Coupon	Interest	Debt Service	Annual Debt Service
1/1/2043			5,397,781	5,397,781	10,795,563
7/1/2043			5,397,781	5,397,781	
1/1/2044			5,397,781	5,397,781	10,795,563
7/1/2044			5,397,781	5,397,781	
1/1/2045	29,755,000	5.00%	5,397,781	35,152,781	40,550,563
7/1/2045			4,653,906	4,653,906	
1/1/2046	31,440,000	5.00%	4,653,906	36,093,906	40,747,813
7/1/2046			3,867,906	3,867,906	
1/1/2047	33,120,000	5.00%	3,867,906	36,987,906	40,855,813
7/1/2047			3,039,906	3,039,906	
1/1/2048	34,895,000	5.00%	3,039,906	37,934,906	40,974,813
7/1/2048			2,167,531	2,167,531	
1/1/2049	87,125,000	4.25%	2,167,531	89,292,531	91,460,063
7/1/2049			316,125	316,125	
1/1/2050	12,645,000	5.00%	316,125	12,961,125	13,277,250
Totals	356,085,000		319,976,813	676,061,813	676,061,813

NTTA System Revenue Bonds - 2nd Tier

Series: 2019B

Dated: 8/15/2019

All in TIC at closing

1.77%

Date	Principal	Rate	Interest	Debt Service	Annual Debt Service
7/1/2024			4,106,000	4,106,000	
1/1/2025	29,810,000	5.00%	4,106,000	33,916,000	38,022,000
7/1/2025			3,360,750	3,360,750	
1/1/2026	31,255,000	5.00%	3,360,750	34,615,750	37,976,500
7/1/2026			2,579,375	2,579,375	
1/1/2027	32,775,000	5.00%	2,579,375	35,354,375	37,933,750
7/1/2027			1,760,000	1,760,000	
1/1/2028	34,365,000	5.00%	1,760,000	36,125,000	37,885,000
7/1/2028			900,875	900,875	
1/1/2029	36,035,000	5.00%	900,875	36,935,875	37,836,750
Totals	164,240,000		25,414,000	189,654,000	189,654,000

NTTA System Revenue Refunding Bonds - 2nd Tier

Series: 2020C

Dated: 10/28/2020

All in TIC at closing 0.80%

Date	Principal	Coupon	Interest	Debt Service	Annual Debt Service
7/1/2024			483,875	483,875	
1/1/2025	6,140,000	5.00%	483,875	6,623,875	7,107,750
7/1/2025			330,375	330,375	
1/1/2026	6,445,000	5.00%	330,375	6,775,375	7,105,750
7/1/2026			169,250	169,250	
1/1/2027	6,770,000	5.00%	169,250	6,939,250	7,108,500
Totals	19,355,000		1,967,000	21,322,000	21,322,000

NTTA System Revenue Refunding Bonds - 2nd Tier

Series: 2021B

Dated:

5/25/2021

All in TIC at closing

2.67%

Date	Principal	Coupon	Interest	Debt Service	Annual Debt Service
7/1/2024			8,731,600	8,731,600	
1/1/2025	12,300,000	5.000%	8,731,600	21,031,600	29,763,200
7/1/2025			8,424,100	8,424,100	
1/1/2026	12,920,000	5.000%	8,424,100	21,344,100	29,768,200
7/1/2026			8,101,100	8,101,100	
1/1/2027	13,565,000	5.000%	8,101,100	21,666,100	29,767,200
7/1/2027			7,761,975	7,761,975	
1/1/2028	14,240,000	5.000%	7,761,975	22,001,975	29,763,950
7/1/2028			7,405,975	7,405,975	
1/1/2029	14,955,000	5.000%	7,405,975	22,360,975	29,766,950
7/1/2029			7,032,100	7,032,100	
1/1/2030	15,705,000	5.000%	7,032,100	22,737,100	29,769,200
7/1/2030			6,639,475	6,639,475	
1/1/2031	16,485,000	5.000%	6,639,475	23,124,475	29,763,950
7/1/2031			6,227,350	6,227,350	
1/1/2032	17,315,000	4.000%	6,227,350	23,542,350	29,769,700
7/1/2032			5,881,050	5,881,050	
1/1/2033	18,005,000	4.000%	5,881,050	23,886,050	29,767,100
7/1/2033			5,520,950	5,520,950	
1/1/2034	18,725,000	4.000%	5,520,950	24,245,950	29,766,900
7/1/2034			5,146,450	5,146,450	
1/1/2035	19,475,000	4.000%	5,146,450	24,621,450	29,767,900
7/1/2035			4,756,950	4,756,950	
1/1/2036	20,250,000	4.000%	4,756,950	25,006,950	29,763,900
7/1/2036			4,351,950	4,351,950	
1/1/2037	21,060,000	4.000%	4,351,950	25,411,950	29,763,900
7/1/2037			3,930,750	3,930,750	
1/1/2038	21,905,000	4.000%	3,930,750	25,835,750	29,766,500
7/1/2038			3,492,650	3,492,650	
1/1/2039	22,780,000	4.000%	3,492,650	26,272,650	29,765,300
7/1/2039			3,037,050	3,037,050	
1/1/2040	23,690,000	4.000%	3,037,050	26,727,050	29,764,100
7/1/2040			2,563,250	2,563,250	
1/1/2041	24,640,000	4.000%	2,563,250	27,203,250	29,766,500
7/1/2041			2,070,450	2,070,450	
1/1/2042	12,040,000	3.000%	2,070,450	14,110,450	16,180,900

NTTA System Revenue Refunding Bonds - 2nd Tier

Series: 2021B

Dated: 5/25/2021

All in TIC at closing 2.67%

Date	Principal	Coupon	Interest	Debt Service	Annual Debt Service
7/1/2042			1,889,850	1,889,850	
1/1/2043	12,400,000	3.000%	1,889,850	14,289,850	16,179,700
7/1/2043			1,703,850	1,703,850	
1/1/2044	12,775,000	3.000%	1,703,850	14,478,850	16,182,700
7/1/2044			1,512,225	1,512,225	
1/1/2045	13,155,000	3.000%	1,512,225	14,667,225	16,179,450
7/1/2045			1,314,900	1,314,900	
1/1/2046	13,550,000	3.000%	1,314,900	14,864,900	16,179,800
7/1/2046			1,111,650	1,111,650	
1/1/2047	13,960,000	3.000%	1,111,650	15,071,650	16,183,300
7/1/2047			902,250	902,250	
1/1/2048	14,375,000	3.000%	902,250	15,277,250	16,179,500
7/1/2048			686,625	686,625	
1/1/2049	14,810,000	3.000%	686,625	15,496,625	16,183,250
7/1/2049			464,475	464,475	
1/1/2050	15,255,000	3.000%	464,475	15,719,475	16,183,950
7/1/2050			235,650	235,650	
1/1/2051	15,710,000	3.000%	235,650	15,945,650	16,181,300
Totals	446,045,000		221,793,300	667,838,300	667,838,300

NTTA System Revenue Refunding Bonds - 2nd Tier

Series: 2022B

Dated: 10/11/2022

All in TIC at closing 4.23%

Date	Principal	Coupon	Interest	Debt Service	Annual Debt Service
7/1/2024			3,424,875	3,424,875	
1/1/2025	62,325,000	5.000%	3,424,875	65,749,875	69,174,750
7/1/2025			1,866,750	1,866,750	
1/1/2026	36,240,000	5.000%	1,866,750	38,106,750	39,973,500
7/1/2026			960,750	960,750	
1/1/2027	12,190,000	5.000%	960,750	13,150,750	14,111,500
7/1/2027			656,000	656,000	
1/1/2028	12,800,000	5.000%	656,000	13,456,000	14,112,000
7/1/2028			336,000	336,000	
1/1/2029	13,440,000	5.000%	336,000	13,776,000	14,112,000
Totals	136,995,000		14,488,750	151,483,750	151,483,750

NTTA System Revenue Refunding Bonds - 2nd Tier

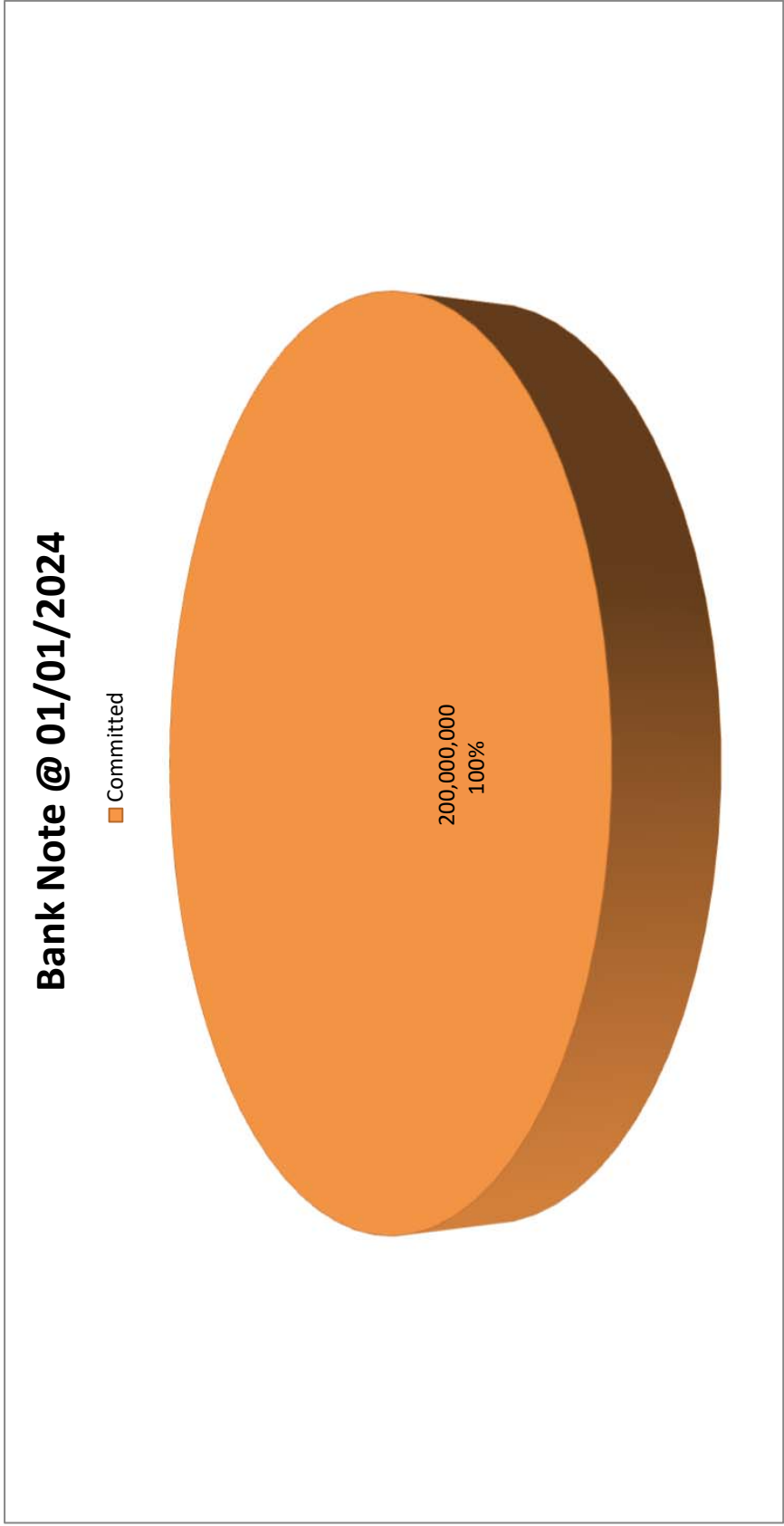
Series: 2023B

Dated: 10/11/2022

All in TIC at closing 4.05%

Date	Principal	Coupon	Interest	Debt Service	Annual Debt Service
7/1/2024			3,436,000	3,436,000	
1/1/2025	-	5.000%	3,436,000	3,436,000	6,872,000
7/1/2025			3,436,000	3,436,000	
1/1/2026	-	5.000%	3,436,000	3,436,000	6,872,000
7/1/2026			3,436,000	3,436,000	
1/1/2027	-	5.000%	3,436,000	3,436,000	6,872,000
7/1/2027			3,436,000	3,436,000	
1/1/2028	-	5.000%	3,436,000	3,436,000	6,872,000
7/1/2028			3,436,000	3,436,000	
1/1/2029	-	5.000%	3,436,000	3,436,000	6,872,000
7/1/2029			3,436,000	3,436,000	
1/1/2030	22,235,000	5.000%	3,436,000	25,671,000	29,107,000
7/1/2030			2,880,125	2,880,125	
1/1/2031	115,205,000	5.000%	2,880,125	118,085,125	120,965,250
Totals	137,440,000		46,992,250	184,432,250	184,432,250

North Texas Tollway Authority - 2nd Tier Revolving Note



NTTA System CIF Subordinate Debt Summary

Date	CIF Debt Principal	CIF Debt Interest	CIF Debt Build America		Net CIF Debt Service	Annual Net CIF Debt Service	January 1st CIF Bond Payment Requirement
			Bonds Subsidy (1)	Bonds Subsidy (1)			
2/1/2024	5,880,000	2,054,353	(678,039)	(678,039)	7,256,314	8,466,979	15,887,645
8/1/2024	-	1,807,099	(596,433)	(596,433)	1,210,666		
2/1/2025	6,210,000	1,807,099	(596,433)	(596,433)	7,420,666		16,057,109
8/1/2025	-	1,545,968	(510,247)	(510,247)	1,035,721	8,456,387	
2/1/2026	6,565,000	1,545,968	(510,247)	(510,247)	7,600,721		16,242,274
8/1/2026	-	1,269,910	(419,134)	(419,134)	850,776	8,451,498	
2/1/2027	6,940,000	1,269,910	(419,134)	(419,134)	7,790,776		16,431,310
8/1/2027	-	978,083	(322,816)	(322,816)	655,267	8,446,043	
2/1/2028	7,330,000	978,083	(322,816)	(322,816)	7,985,267		16,627,807
8/1/2028	-	669,857	(221,086)	(221,086)	448,770	8,434,037	
2/1/2029	7,745,000	669,857	(221,086)	(221,086)	8,193,770		16,839,936
8/1/2029	-	344,179	(113,596)	(113,596)	230,583	8,424,353	
2/1/2030	8,185,000	344,179	(113,596)	(113,596)	8,415,583	8,415,583	8,415,583
Totals	48,855,000	15,284,544	(5,044,664)	(5,044,664)	59,094,880	59,094,880	

(1) The BABs Subsidy is reduced 5.7% due to Sequestration.

NTTA System Revenue Bonds - Subordinate Debt

Series: 2010B-1

Dated: 5/13/2010

All in TIC at closing ⁽¹⁾

5.95%

Date	Principal	Coupon	Interest	Build America Bonds Subsidy ⁽²⁾	Debt Service	Annual Debt Service
2/1/2024	5,880,000.00	8.41%	2,054,353	(678,039)	7,256,314	
8/1/2024			1,807,099	(596,433)	1,210,666	8,466,979
2/1/2025	6,210,000.00	8.41%	1,807,099	(596,433)	7,420,666	
8/1/2025			1,545,968	(510,247)	1,035,721	8,456,387
2/1/2026	6,565,000.00	8.41%	1,545,968	(510,247)	7,600,721	
8/1/2026			1,269,910	(419,134)	850,776	8,451,498
2/1/2027	6,940,000.00	8.41%	1,269,910	(419,134)	7,790,776	
8/1/2027			978,083	(322,816)	655,267	8,446,043
2/1/2028	7,330,000.00	8.41%	978,083	(322,816)	7,985,267	
8/1/2028			669,857	(221,086)	448,770	8,434,037
2/1/2029	7,745,000.00	8.41%	669,857	(221,086)	8,193,770	
8/1/2029			344,179	(113,596)	230,583	8,424,353
2/1/2030	8,185,000.00	8.41%	344,179	(113,596)	8,415,583	8,415,583
Totals	48,855,000.00		15,284,544	(5,044,664)	59,094,880	59,094,880

(1) All in TIC is from 2010B-1 (2010A Fully Refunded)

(2) The BABs Subsidy is reduced by 5.7% due to Sequestration

NTTA System Outstanding Debt Obligations

Outstanding Debt Obligation	Principal Issued	Principal Outstanding	Combined Principal and Interest Required to pay each Outstanding Debt Obligation on Time and in Full	Final Maturity Date	Secured in Advance by Ad Valorem Taxes (Y/N)	Total Proceeds Received	Proceeds Spent	Proceeds Unspent	Official Stated Purpose for which the Debt Obligation was Authorized	Current Credit Rating				Explanation of Repayment Source
										Moody's	S&P	Fitch	Unrated (Y/N)	
NTTA 1st Tier Series 2008D	\$399,999,394	\$1,005,676,219	\$1,703,145,000	1/1/2038	No	\$399,999,394	\$399,999,394	\$0	Refunding \$353,730,000 of the Bond Anticipation Notes that were issued in November 2007	A1	AA-	NR		Tolls and other revenues of the NTTA System
Series 2009B	\$925,000,000	\$825,000,000	\$1,599,218,385	1/1/2049	No	\$825,000,000	\$770,900,389	\$84,499,611	Funding construction for the Sam Rayburn Tollway Project, the Lewisville Lake Toll Bridge Project and the President George Bush Turnpike Eastern Extension Project	A1	AA-	NR		Tolls and other revenues of the NTTA System
Series 2014A	\$310,415,000	\$65,995,000	\$89,189,750	1/1/2025	No	\$370,615,427	\$370,615,427	\$0	Refunding \$313,880,000 of Series 2008A Bonds	A1	AA-	NR		Tolls and other revenues of the NTTA System
Series 2016B	\$764,090,000	\$362,140,000	\$852,947,900	1/1/2045	No	\$841,988,809	\$841,968,809	\$0	Refunding \$561,155,000 of Series 2008A Bonds and \$184,470,000 Series 2008B	A1	AA-	NR		Tolls and other revenues of the NTTA System
Series 2016A	\$987,900,000	\$489,285,000	\$865,449,500	1/1/2039	No	\$1,228,777,166	\$1,228,777,166	\$0	Refunding all or a portion of NTTA's North Texas Tollway Authority System First Tier Current Interest Revenue Refunding Bonds, Series 2008A, Refunding Bonds, Series 2008B, North Texas Tollway Authority System First Tier Current Interest Revenue Refunding Bonds, Series 2008B, NTTA's North Texas Tollway Authority System First Tier Current Interest Revenue Refunding Bonds, Series 2008K, and NTTA's North Texas Tollway Authority System First Tier Tax-Exempt Current Interest Revenue Refunding Bonds, Series 2009A	A1	AA-	NR		Tolls and other revenues of the NTTA System
Series 2017A	\$1,743,320,000	\$1,370,995,000	\$2,321,959,500	1/1/2048	No	\$2,027,378,864	\$2,027,378,864	\$0	Refunding all of the Special Project System Bonds and the Transportation Infrastructure Finance and Innovation Act (TIFIA) Loan, all or a portion of the North Texas Tollway Authority System Revenue Bonds, Series 2005C, 2008A, 2008B and 2010, funding the 1 st and 2 nd Tier Debt Service Reserve Account, paying cost of issuance, including municipal bond insurance premiums for certain 2017B maturities and a surety policy for the 2 nd Tier Debt Service Reserve Fund.	A1	AA-	NR		Tolls and other revenues of the NTTA System
Series 2019A	\$429,970,000	\$356,165,000	\$651,903,800	1/1/2044	No	\$500,726,873	\$500,726,873	\$0	Refunding all of Series 2005C, all of Series 2009A, all of the Series 2009C, all of Series 2014C Variable Rate and paying costs of issuance of the Bonds.	A1	AA-	NR		Tolls and other revenues of the NTTA System

NTTA System Outstanding Debt Obligations

Outstanding Debt Obligation	Principal Issued	Principal Outstanding	Combined Principal and Interest Required to pay each Outstanding Debt Obligation on Time and in Full	Final Maturity Date	Secured in anyway by Ad Valorem Taxes (Y/N)	Total Proceeds Received	Proceeds Spent	Proceeds Unspent	Official Stated Purpose for which the Debt Obligation was Authorized	Current Credit Rating			Explanation of Repayment Source
										Moody's	S&P	Fitch	
Series 2020A	\$192,105,000	\$192,105,000	\$275,722,700	1/1/2038	No	\$221,910,543	\$221,910,543	\$0	Refunding all of Series 2011B and paying costs of issuance of the Bonds.	A1	AA-	NR	Tolls and other revenues of the NTTA System
Series 2020B	\$577,145,000	\$356,890,000	\$494,093,404	1/1/2052	No	\$530,925,789	\$530,925,789	\$0	Refunding all of Series 2012A, 2012B, 2012D, part of 2014A, 2019A and paying costs of issuance of the Bonds.	A1	AA-	NR	Tolls and other revenues of the NTTA System
Series 2021A	\$402,110,000	\$402,110,000	\$595,113,388	1/1/2043	No	\$411,807,053	\$411,807,053	\$0	Refunding all of Series 2008I, part of Series 2014A and paying costs of issuance of the Bonds.	A1	AA-	NR	Tolls and other revenues of the NTTA System
Series 2022A	\$501,515,000	\$462,270,000	\$741,876,969	1/1/2040	No	\$536,782,954	\$536,782,954	\$0	Refunding part of Series 2015B & 2017A and paying costs of issuance of the Bonds.	A1	AA-	NR	Tolls and other revenues of the NTTA System
Series 2023A	\$439,795,000	\$439,795,000	\$534,958,500	1/1/2042	No	\$468,225,566	\$468,225,566	\$0	Refunding part of Series 2016A, 2017A, 2020B and paying costs of issuance of the Bonds.	Aa3	AA-	NR	Tolls and other revenues of the NTTA System
Total 1st Tier NTTA 2nd Tier Series 2015A	\$7,513,154,394	\$6,300,326,219	\$10,108,580,396							A2	A+	NR	Secured by a Second Tier lien on and pledge of the tolls and other revenues of the NTTA System
	\$862,920,000	\$793,345,000	\$1,146,887,000	1/1/2038	No	\$1,023,650,144	\$1,023,650,144	\$0	Refunding \$856,460,000 of Series 2008F Bonds				
Series 2017B	\$765,995,000	\$585,700,000	\$995,692,150	1/1/2048	No	\$871,062,361	\$871,062,361	\$0	Refunding all of the Special Project System Bonds and the Transportation Infrastructure Finance and Innovation Act (TIFIA) Loan, all or a portion of the North Texas Tollway Authority System Revenue Bonds, Series 2005C, 2008A, 2008B and 2010, funding the 1st and 2nd Tier Debt Service Reserve Account, paying cost of issuance, including municipal bond insurance premiums for certain 2017B maturities and a surety policy for the 2nd Tier Debt Service Reserve Fund.	A2	A+	NR	Secured by a Second Tier lien on and pledge of the tolls and other revenues of the NTTA System
Series 2018	\$356,085,000	\$356,085,000	\$676,061,813	1/1/1950	No	\$395,229,394	\$395,229,394	\$0	Refunding all of the North Texas Tollway Authority System 1st Tier Variable Rate Revenue Refunding Bonds, Series 2009D, 2011A, all of the North Texas Tollway Authority System 1st Tier Revenue Refunding Bonds, Series 2012C, making a deposit to the Shared 2nd Tier Debt Service Reserve Fund and paying cost of issuance.	A2	A+	NR	Tolls and other revenues of the NTTA System

NTTA System Outstanding Debt Obligations

Outstanding Debt Obligation	Principal Issued	Principal Outstanding	Combined Principal and Interest Required to pay each Outstanding Debt Obligation on Time and in Full	Final Maturity Date	Secured in anyway by Ad Valorem Taxes (Y/N)	Total Proceeds Received	Proceeds Spent	Proceeds Unspent	Official Stated Purpose for which the Debt Obligation was Authorized	Current Credit Rating			Explanation of Repayment Source
										Moody's	S&P	Fitch	
Series 2019B	\$222,510,000	\$164,240,000	\$189,654,000	1/1/2029	No	\$275,548,189	\$275,548,189	\$0	Refunding all of the North Texas Tollway Authority System Subordinate Lien Taxable Revenue Bonds, Subseries 2010B-2 (Build America Bonds – Direct Payment), making a deposit to the Shared Second Tier Debt Service Reserve Fund and paying costs of issuance of the Bonds.	A2	A+	NR	Tolls and other revenues of the NTTA System
Series 2020C	\$52,705,000	\$19,355,000	\$21,322,000	1/1/2027	No	\$91,690,752	\$91,690,752	\$0	Refunding all of Series 2010A, and paying costs of issuance of the Bonds.	A2	A+	NR	Tolls and other revenues of the NTTA System
Series 2021B	\$446,045,000	\$446,045,000	\$667,838,300	1/1/2051	No	\$544,893,490	\$544,893,490	\$0	Refunding all of the Commercial Paper Notes, refinancing the 360 Tollway Project Loan, making a deposit to the Shared 2nd Tier Debt Service Reserve Fund and paying costs of issuance of the Bonds.	A2	A+	NR	Tolls and other revenues of the NTTA System
Series 2022B	\$187,650,000	\$136,995,000	\$151,483,750	1/1/2029	No	\$214,624,700	\$214,624,700	\$0	Refunding part of Series 2017B & ISTEAL Loan and paying costs of issuance of the Bonds.	A2	A+	NR	Tolls and other revenues of the NTTA System
Series 2023B	\$137,440,000	\$137,440,000	\$184,432,250	1/1/2031	No	\$149,845,266	\$149,845,266	\$0	Refunding all of Series 2014B and paying costs of issuance of the Bonds.	A1	A+	NR	Tolls and other revenues of the NTTA System
Total 2st Tier NTTA Subordinate	\$3,031,350,000	\$2,639,205,000	\$4,033,251,263										
Series 2010B	\$310,000,000	\$48,855,000	\$59,094,880	2/1/2030	No	\$310,000,000	\$310,000,000	\$0	Contribution to the Special Project System for construction of the PGBT WE (SH 161) project and other projects deemed necessary by the Authority	A3	NR	NR	Secured by (i) the funds on deposit in the CIF Bond Payment Account of the Capital Improvement Fund and, (ii) the Pledged Revenues
Total NTTA Subordinate	\$310,000,000	\$48,855,000	\$59,094,880										
Total NTTA Debt	\$10,854,504,394	\$8,988,386,219	\$14,200,326,539										